


CITY OF LOS ANGELES
INTER-DEPARTMENTAL CORRESPONDENCE

Date: April 26, 2024

To: Commissioners
Board of Public Works

From: Miguel Sangalang  for
Director and General Manager
Bureau of Street Lighting

Subject: **STATUS REPORT – PERSONAL SERVICES CONTRACTS EXPIRING WITHIN 90 DAYS**

Personal Services Contracts						
Contract Number/Title	Execution Date	Expiration Date	Firm	Contract Ceiling	Total Expenditures	Project Manager
C-138383 / Proposition 218 Assessment Database and Document Preparations	5/12/21	03/07/24	NBS Government Finance, Inc	\$1,539,000.00	\$565,699.08	Ruben Flamenco
Comments						
7/27/22 - Contract extended to 10/7/22						
8/5/22 - Contract extended to 11/7/22						
9/2/22 - Contract extended to 12/7/22						
10/5/22 - Contract extended to 1/7/23						
11/3/22 - Contract extended to 2/7/23						
12/5/22 - Contract extended to 3/7/23						
02/22/23 // 09/23/23 - Contract extended to 03/07/24						
02/23/24 - Contract allows for month to month extension (max 6 months). New contract end date is 04/07/24.						


For additional information, please contact Mark Yonemura at (213) 847-1327.

MS:MY:JA

CITY OF LOS ANGELES
INTERDEPARTMENTAL CORRESPONDENCE

Date: April 26, 2024

To: Commissioners
Board of Public Works

From: John L. Reamer, Jr., Director 
Bureau of Contract Administration

Subject: PERSONAL SERVICES CONTRACT QUARTERLY STATUS REPORT PER
POLICY #793 FOR January 1, 2024 THROUGH March 31, 2024

This report contains the following sections, which meets Policy #793 requirements, as it pertains to the Department of Public Works, Bureau of Contract Administration's contracts and Task Order activities for the months of January, February, and March of 2024:

1. Summary Table of Contract Activities
2. Summary Table of Task Order Activities
3. Tasks Awarded Under Policy #793 – Under \$150,000
4. Tasks Awarded Over \$150,000
5. Invoiced Activities
6. New Contracts Executed
7. Contracts Expired or Expiring Next Quarter
8. Amendments Executed or Pending

1. SUMMARY TABLE OF CONTRACT ACTIVITIES

ACTIVITY	AMOUNT
Number of Contracts	8
Amount Invoiced This Period	\$ 0.00
New Contracts Executed	0
Contracts Expired	0
Contracts Expiring Next Quarter	0
Amendments Executed	0
Tasks Awarded	1

2. SUMMARY TABLE OF TASK ORDER ACTIVITIES

Department of City Planning's 2019 Planning & Urban Design, Marketing & Strategic Communications and Public Engagement Pre-Qualified On-Call List:

ACTIVITY	AMOUNT
Tasks Expired and Archived This Period	0
New Tasks Issued	1
Tasks Awarded	1
Unexecuted Tasks	0
Notice to Proceed Amount Issued This Period	\$ 442,472

3. TASKS AWARDED UNDER POLICY #793 – UNDER \$150,000 (None this period)

4. TASKS AWARDED OVER \$150,000

Contractor	Contract No.	Task Order No.	Amount Awarded
Pastilla Inc.	C-138160	BCA24-001	\$ 442,472

5. INVOICED ACTIVITIES (None this period)

6. NEW CONTRACTS EXECUTED (None this period)


7. CONTRACTS EXPIRED OR EXPIRING NEXT QUARTER (None this period)

8. AMENDMENTS EXECUTED OR PENDING (None this period)

CITY OF LOS ANGELES
INTERDEPARTMENTAL CORRESPONDENCE

Date: April 17, 2024

To: Commissioners
Board of Public Works

From: 
Ted Allen, City Engineer
Bureau of Engineering

Subject: **Quarterly Report of BOE Issued Construction Change Orders Under \$150,000
From January 1, 2024 To March 31, 2024**

Attached is the quarterly report listing construction change orders under \$150,000, grouped by project, that were issued by the Bureau of Engineering between 1/1/2024 and 3/31/2024.

If you have any questions, please contact Richard Louie at (213) 923-6337.

TA/DW/RL;rl

Box\EXE_Ready for Signature\TSA\Outbox\Archived\2024\BOE Quarterly Report
Jan-March 2024 – Constr. Change Orders Less Than \$150K – Final

Attachment

Construction Change Order Under \$150,000
 Issued Between 1/1/2024 and 3/31/2024

Page 1 of 4
 Bureau of Engineering

2344 - HWRP- Headworks Odor Control Upgrade - SZH11748

2344 - Rebar Modifications and Damaged tools from Sewage Spill
--

4185 - LAGWRP- Preliminary Treatment Improvements - SZL11231

12 PVC Drain Line Modifications
Material Cost Escalation Due to Delay in Project Award
Stainless Steel Pipe Wrapper Plates for 24 and 52

5245 - TIWRP- Digester Insulation Replacement - SZT11423

Credit for Unused Scaffolding Related to the Asbestos Removal Plan
Truss Rehabilitation Drain Line Cleaning Concrete Patch Work and Digester Sludge Cleaning

5255 - TIWRP- Final Tanks Skimmer System Upgrade - SZT11385

LADBS Supplemental Permit Fees
Redesign and Material of 6 Drain Line Tank No 16 14

C1024 - SSRP D CON 07A (H17A-E) - SZC13948

Adjustments on Sheets 31 51 52 54 61 68 69 70 71 and 72
Sheet 49 Adjustment to CO No 005 Pipe Bursting

C1034 - SSRP D CON 04 (E10 & E14) - SZC14007

Sheets 21 31 36 37 40 41 and 44 Revised and Extra Work
--

C1046 - SSRP D CON 07B (H17A-E) - SZC14227

Additional Work on Sheet 40
Additional Work on Sheets 29 and 57
Potholing, Excavation and Site Restoration on Sheet 52

C824 - NOS Rehab Unit 14 - Marsh to Forney - SZC13449

Time Extension - DSC

C947 - DAR 06 Northeast LA/Silver Lake / Boyle Heights/ South LA - SZC13218

Final Closeout Change Order

C980 - NOS Rehab Unit 29 - Beck Ave to Colfax Ave R/W - SZC13460

WTCP Implementation at Pit 5 Extra Costs
--

E0001 - Los Angeles River Low Flow Diversions - SZS11687

Adjustment to Level Set Points Level Switches and Wiring Changes to Enable Remote Reset
Credit Unused Amounts from Bid Items 04 and 07 for Rose St
LACFCD and TCTMC Permits Additional Fees ROSE ST
Pump Starter Bucket Modifications All Sites
Pump Starter Delay Additional Time
Raise Precast Lids to Grade
Revised MCC Lock Boxes Security Upgrades

G1060 - Westlake MacArthur Park Pedestrian Improvements - E1908032

Additional Tree Trimming at 3rd and Alvarado
--

G1106 - Madrid Theatre Renovations - E1908443

Add Angle Reinforcement Demoed Gravity Ventilators
Add Bird Spikes on M Signage Clock Tower
Add Blocking Schluter Strip and Topping Slab 2nd Floor Balcony
Add Condensate Line for Control Room 208
Add Conduits for Future Rear Projectors
Add Hat Channels for The Madrid Signage
Add VaporControl Flooring 1st Floor Carpet Area
Additional Third Party Testing for K13 and Tension Testing
Cut and Cap Lines in Elevator Machine Room 132
Modification of Storefront Header
Modify Ceiling and Add Access Panel Elevator Room 132
Modify Cooling System and Delete W208C Control Room 208
Modify Mailbox Cabinetry FOH Lobby
Modify Water Heater Disconnect Location
Parapet and Gutter Terminations Roof
Relocate FDC and Add Cabinets 1st Floor FOH Lobby
Removal of PreExisting Concrete FOH Lobby
Rerouting Electrical Conduits Throughout Project Site

G1131 - Potrero Canyon Park - Landscaping - E1908635

Additional Grading at Pump Station
Additional Grading Soil Cement Rock Swale and PVC
Adjustment of DG Path Concrete at Basin 1 Observation Area
Backfill of Planters per BOE Landscape Architect Request
Basin 6 Slope Repair January 2023 Storms
Basin 9 Irrigation
Builders Risk Insurance Policy Extension
Credit for Bid Item 8 Allowance for PCH Resurfacing
Credit for Unused Allowance Items Bid Items 3 4 5 and 6
Debris Cleaning Maintenance Access Adjustment at Pump Station
Deferral of Commissioning Requirement for Testing per 01810
Demo Disposal of Existing Asphalt Concrete at Pump Station
Demo Reconstruct E Curb in Conflict with Diversion MH
Extension of Soil Cement Road Concrete Access Road at Demonstration Garden
Installation of Cone Ring and Cover at Earlham Manhole
Pump Power Source Connections
Pump Startup Locating Basin Valves and Operational Tests
Pump Station Specs Plan Amendments
Raising Cleanouts Along Access Road
Reduction in Irrigation Scope per PC 22
Reimbursement of LADWP Billings PostOpening
Restroom Subpanel per LADBS Requirements
Sewage Spill
Sluice Gate Trash Well Modifications
Soil Cement Investigation
Unforeseen Bedrock Excavation from Trash Well to Diversion Structure
Unforeseen Conditions at Curbside Catch Basin

H44 - Tiny Home Village CD14/ 850 N Mission - E1908867

Install Shelving Within Pallets
Regulation 4 Fire Alarm Testing

K361 - Sheldon Arleta Park - Arleta Ave. Street Improvement - E170441A

AC Remove and Haul Away AC Pavement on Sharp Ave.
Irrigation Equipment Scope Removal

M1060 - Appian Way (8589) Bulkhead - E1908960

Final Closeout Change Order

M1168 - Temple Hill Drive (6164) Bulkhead - E1909010

Remove portion of wooden fence and install new chain link fence with green privacy screen

M1197 - Temescal Canyon Road (1000' N/O Pacific Coast Highway) Road Repair - E1909147

Final Closeout Change Order

M926 - Active Transportation Program Cycle 3: Jefferson Boulevard Complete Streets - E1908431

Revised GR 1280

Unforeseen Oversaturated Soils

SP103 - SRP Small Sidewalk Repair Access Request Acceleration Package No. 34 - E1909073

Final Closeout Change Order

SP87 - Sidewalk Repair Program Package No. 58: Access Request Acceleration Sites - E1908791

Added 3 New Sites to the Package


X202B - ATP Cycle 3- Downtown Los Angeles Arts District Pedestrian and Cyclist Safety Project - E700239F

Descope Civil Improvement Work on Sheet C012 C115

CITY OF LOS ANGELES
INTER-DEPARTMENTAL CORRESPONDENCE

DATE: April 26, 2024

TO: Commissioners
Board of Public Works

FROM:  for
Keith Mozee
Executive Director and General Manager
Bureau of Street Services

**SUBJECT: STATUS OF PERSONAL SERVICES CONTRACTS & POLICY NO. 793
FOR THE QUARTER JANUARY – MARCH 2024**

Attached is the Bureau of Street Services (StreetsLA) Status of Personal Services Contracts and Policy No. 793 for the quarter January – March 2024.

Should you have any questions, please contact Martha Yniguez, Senior Management Analyst I, at (213) 543-9282.

KM/SHC/MC:my

Bureau of Street Services (StreetsLA)
Contracts Summary Status for the Period January - March 2024
Date: April 26, 2024

Summary of Contract Activities	Count	Comments
Active Contracts	29	
New Contracts Executed / Amended this Quarter	4	C-144896 Bay/Harbor (Green Garden, Inc.) C-144960 West Valley (Far East Landscape Maintenance, Inc.) C-145023 North Central (Far East Landscape Maintenance, Inc.) C-145053 East Valley (Far East Landscape Maintenance, Inc.)
Pending Contracts	2	Hazardous Waste contract with Clean Harbors Cool Pavement contract
Contracts Expiring within 90 Days	0	
Contracts Expired in the last 90 Days	4	C-137060 (Green Garden, Inc) C-137061 (International Environmental Corp) C-137062 (Mariposa Landscapes, Inc.) C-137063 (Sani Group, Inc. dba BMC Landscape Management)
Active Task Order Solicitations (TOS) Awarded	13	Using Other Dept/Bureau's On-Call List
Projects Completed / Closed Out this Quarter	2	C-129662 TOS 32 (Psomas & Associates) C-135320 TOS 001 (Nelson\Nygaard Consulting Associates)
TOS Awarded / Amended this Quarter	1	C-134266 TOS 33 (Tetra Tech, Inc.)
Notice to Proceed (NTP) Issued this Quarter	1	C-134484 TOS 702A (Tetra Tech, Inc.)
Pending Task Order Solicitation (TOS) Awards	0	

**Bureau of Street Services (StreetsLA)
Contracts Status**

#	Type of Service	Contractor Name	Council District	Contract #	Description	Contract Amount	Contract Expiration Date	Administered By	Contract Type	Comments/Status
1	Asphalt Production	All American Asphalt - Zone 2 (Valley)	All	C-115342	As Needed Production and Delivery of Recycled Asphalt Concrete from Reclaimed Asphalt Pavement - Zone 2 (Valley)	Up to \$16,000,000 per year	Month-to-Month	StreetsLA, Contract Services	Personal Services	Contract extended on month-to-month basis per CF 14-0745. Drafting new RFP.
2		All American Asphalt - Zone 1 (Metro)	All	C-127608	As Needed Production and Delivery of Recycled Asphalt Concrete from Reclaimed Asphalt Pavement - Zone 1 (Metro)	Up to \$16,000,000 per year	Month-to-Month	StreetsLA, Contract Services	Personal Services	Contract extended on month-to-month basis per CF 21-0590. Drafting new RFP.
3	Hazardous Waste Disposal	Clean Harbors Environmental Services, Inc.	All	C-124108	Routine and 24-Hour Emergency Response Hazardous Waste Management Services	Up to \$1,500,000 per year (\$11,000,000 total)	11/1/2023	StreetsLA, Contract Services	Personal Services	Piggyback on LA Sanitation's Contract C-121334. Expired 11/1/20 & extended for another 3 years thru 11/1/23 for \$11,000,000 total via Supplemental Agreement. PW Board approved extension 10/22/21. ED-3 approval received 2/9/22. Council approved 3/22/22. Board approved Admin Item 4/1/22. Contract extension through 11/1/23 executed on 4/11/22. Authorized Street Lighting on 8/23/22 to piggyback \$60,276.48 on our contract for spent lamps. On 11/15/23, Board authorized StreetsLA to piggyback on Sanitation's RFP process & execute a contract with Clean Harbors. Mayoral ED approval for new contract received 4/11/24. Contract execution is pending Council approval. See Pending Contracts below for status of new contract.
4	Disposal	American Reclamation, Inc.	All	C-134891	Recycle and Disposal of Inert, Mixed Inert, Waste Debris, White Goods Materials, and Bulky Items (1 of 5)	Up to \$13,000,000 per year total (1/5)	12/31/2024	StreetsLA, Contract Services	Personal Services	Contract expired 12/31/22. Amendment to extend contract for one year plus one-year renewal option approved by PW Board 2/15/23. Mayoral ED-3 waived 3/31/23 & accepted by PW Board as admin item 4/12/23. Amendment fully executed 4/20/23. On 11/16/23, exercised final one-year renewal option to extend term thru 12/31/2024. Drafting new RFP.

**Bureau of Street Services (StreetsLA)
Contracts Status**

#	Type of Service	Contractor Name	Council District	Contract #	Description	Contract Amount	Contract Expiration Date	Administered By	Contract Type	Comments/Status
5		California Waste Services, LLC	All	C-134892	Recycle and Disposal of Inert, Mixed Inert, Waste Debris, White Goods Materials, and Bulky Items (2 of 5)	Up to \$13,000,000 per year total (2/5)	12/31/2024	StreetsLA, Contract Services	Personal Services	Contract expired 12/31/22. Amendment to extend contract for one year plus one-year renewal option approved by PW Board 2/15/23. Mayoral ED-3 waived 3/31/23 & accepted by PW Board as admin item 4/12/23. Amendment fully executed 4/20/23. On 11/16/23, exercised final one-year renewal option to extend term thru 12/31/2024. Drafting new RFP.
6		Arcosa, Inc. dba Recycled Aggregate Materials Company (RAMCO)	All	C-134893	Recycle and Disposal of Inert, Mixed Inert, Waste Debris, White Goods Materials, and Bulky Items (3 of 5)	Up to \$13,000,000 per year total (3/5)	12/31/2024	StreetsLA, Contract Services	Personal Services	Contract expired 12/31/22. Amendment to extend contract for one year plus one-year renewal option approved by PW Board 2/15/23. Mayoral ED-3 waived 3/31/23 & accepted by PW Board as admin item 4/12/23. Amendment fully executed 4/20/23. On 11/16/23, exercised final one-year renewal option to extend term thru 12/31/2024. Drafting new RFP.
7		Arakelian Enterprises (dba Crown Recycling Services)	All	C-134894	Recycle and Disposal of Inert, Mixed Inert, Waste Debris, White Goods Materials, and Bulky Items (4 of 5)	Up to \$13,000,000 per year total (4/5)	12/31/2024	StreetsLA, Contract Services	Personal Services	Contract expired 12/31/22. Amendment to extend contract for one year plus one-year renewal option approved by PW Board 2/15/23. Mayoral ED-3 waived 3/31/23 & accepted by PW Board as admin item 4/12/23. Amendment fully executed 4/20/23. On 11/16/23, exercised final one-year renewal option to extend term thru 12/31/2024. Drafting new RFP.

**Bureau of Street Services (StreetsLA)
Contracts Status**

#	Type of Service	Contractor Name	Council District	Contract #	Description	Contract Amount	Contract Expiration Date	Administered By	Contract Type	Comments/Status
8		USA Waste of California (dba Waste Management)	All	C-134895	Recycle and Disposal of Inert, Mixed Inert, Waste Debris, White Goods Materials, and Bulky Items (5 of 5)	Up to \$13,000,000 per year total (5/5)	12/31/2024	StreetsLA, Contract Services	Personal Services	Contract expired 12/31/22. Amendment to extend contract for one year plus one-year renewal option approved by PW Board 2/15/23. Mayoral ED-3 waived 3/31/23 & accepted by PW Board as admin item 4/12/23. Amendment fully executed 4/20/23. Second Amendment to add/remove facilities and services approved by PW Board 7/21/23 & executed 8/8/23. On 11/16/23, exercised final one-year renewal option to extend term thru 12/31/2024. Drafting new RFP.
9	Landscaped Median Islands Maintenance	Green Garden, Inc	8,9,10,11, 15	C-137060	Landscape Maintenance of Median Islands - Bay Harbor	\$ 2,268,067	4/6/2024	StreetsLA, Urban Forestry Div.	Construction	Year 1 - \$706,022. Year 2 - First one-year renewal option at same annual rate of \$706,022 approved by PW Board 10/8/21. Year 3 - Second one-year renewal option at the same annual rate of \$706,022 approved by Board on 9/30/22. NTP issued 10/5/22. On 10/4/23, Board approved a 3-month extension to current contract to provide sufficient time to execute new contract. Change order completed on 1/5/24 to extend the term to 4/6/24, increase the ceiling, and allow sufficient time to execute new contract. See Contract C-144896 below for replacement contract executed on 1/17/24.

**Bureau of Street Services (StreetsLA)
Contracts Status**

#	Type of Service	Contractor Name	Council District	Contract #	Description	Contract Amount	Contract Expiration Date	Administered By	Contract Type	Comments/Status
10		International Environmental Corp	3,4,5,6,7,12	C-137061	Landscape Maintenance of Median Islands - West Valley	\$ 2,182,272	4/6/2024	StreetsLA, Urban Forestry Div.	Construction	Year 1 - \$677,424. Year 2 - First one-year renewal option at same annual rate of \$677,424 approved by PW Board 9/15/21. Year 3 - 2nd one-year renewal option at same annual rate of \$677,424 was approved by Board on 9/30/22. NTP was Issued 10/5/22. On 10/4/23, Board approved a 3-month extension to current contract to provide sufficient time to execute new contract. Change order completed on 1/5/24 to extend the term up to 4/6/24, increase the ceiling, and allow sufficient time to execute new contract. See Contract C-144960 below for replacement contract executed on 1/29/24.
11		Mariposa Landscapes, Inc.	1,4,5,8,9,10,11,13,14	C-137062	Landscape Maintenance of Median Islands - North Central	\$ 2,195,042	2/6/2024	StreetsLA, Urban Forestry Div.	Construction	Year 1 - \$641,630. Year 2 - First one-year renewal option for \$692,657 approved by PW Board 10/8/21. Change Order for \$3,411 signed 7/20/22 for Pico Plant Maintenance. Year 3 - 2nd one-year renewal option for \$707,343 was approved by Board on 9/30/22. NTP issued 10/5/22. Change Order for \$10,233 signed 1/1/23 for Pico Plant Maintenance. Change Order for \$4,548 signed 9/8/23 for Pico Plant Maintenance. On 10/4/23, Board approved a 3-month extension to current contract to provide sufficient time to execute new contract. Change order completed on 1/5/24 to extend the term up to 2/6/24, increase the ceiling, and allow sufficient time to execute new contract. See Contract C-145023 below for replacement contract executed on 2/20/24.

**Bureau of Street Services (StreetsLA)
Contracts Status**

#	Type of Service	Contractor Name	Council District	Contract #	Description	Contract Amount	Contract Expiration Date	Administered By	Contract Type	Comments/Status
12		Sani Group, Inc. dba BMC Landscape Management	1,2,4,5,6 7,13,14	C-137063	Landscape Maintenance of Median Islands - East Valley	\$ 2,085,760	4/6/2024	StreetsLA, Urban Forestry Div.	Construction	Year 1 - \$471,814. Change Orders 1-3 for \$63,305 signed on 3/12/21 for 2020 Christmas lighting on trees. PW Board approved \$113,890 increase on 5/26/21 for Huntington Dr median repairs. Year 2 - First one-year renewal option for \$485,938 approved by PW Board on 9/24/21. PW Board approved \$225,980 increase on 12/17/21 for 2021 Christmas lighting on trees & additional Huntington median repairs. Year 3 - Second one-year renewal option for \$500,533 approved by Board on 9/30/22. NTP issued 10/12/22. Change Order for \$97,493 signed on 11/16/22 for 2022 Christmas lighting on trees in various locations. Change Order for \$1,674.75 signed on 12/15/22 for Christmas lights in Glassell Park (CD14). On 10/4/23, Board approved a 3-month extension to current contract to provide sufficient time to execute new contract. Change order completed on 1/5/24 to extend the term up to 4/6/24, increase the ceiling, and allow sufficient time to execute new contract. See Contract C-145053 below for replacement contract executed on 3/24/24.
13	Bus Benches	Martin Outdoor Media, LLC (dba Insite Street Media, LLC)	All	C-119661	Bus Bench Program (Install & Maintain Bus Benches in Exchange for Advertising Revenue)	\$ -	12/31/2026	StreetsLA, Engineering Services Div.	Revenue Generating	Ten-year contract thru 12/31/21. Five-year renewal option thru 12/31/26 approved by PW Board 2/7/20. On 3/1/23, PW Board approved Amendment #1 to include shade structures to bus benches. Pending Mayoral ED3 approval.

**Bureau of Street Services (StreetsLA)
Contracts Status**

#	Type of Service	Contractor Name	Council District	Contract #	Description	Contract Amount	Contract Expiration Date	Administered By	Contract Type	Comments/Status
14	Freeway Off-Ramp Closure Services	Sterndahl Enterprises, Inc.	All	C-138994	As-Needed Freeway Off-Ramp Closure Services	Up to \$600,000 over 3 years	8/31/2024	StreetsLA, Contract Services	Personal Services	RFP released 9/18/20. Pre-Bid meeting 9/29/20. Received one proposal by 10/16/20 due date. PW Board approved award to Sterndahl 8/18/21. Mayoral ED-3 review received 10/14/21 & contract has been executed. Drafting new RFP.
15	Heavy Equipment Transport	Ecology Auto Parts, Inc.	All	C-139657	As-Needed Heavy Equipment Transportation Services (for CIR & Cold Milling Machines)	Up to \$300,000 per year	10/31/2024	StreetsLA, Contract Services	Personal Services	Released RFP 9/18/20. Pre-Bid Meeting 9/29/20. Received 3 proposals by 10/16/20 due date. PW Board approved award to Ecology 10/6/21. Mayoral ED-3 approved 12/2/21 & accepted by PW Board as admin item 12/15/21. Contract executed 12/22/21. NTP issued on 9/22/22 to exercise the first one-year renewal option through 10/31/23. NTP issued on 9/21/23 to exercise second one-year renewal option to extend term thru 10/31/2024. Drafting amendment to extend the contract for 2 years.
16	Venice Canals/Ballona Lagoon Maintenance	Mariposa Landscapes, Inc.	11	C-139658	Venice Canals, Grand Canals, and Ballona Lagoon Maintenance	\$ 975,000	9/30/2024	StreetsLA, Contract Services	Personal Services	RFP released 8/4/20. Pre-bid meeting on 9/1/20. Proposals due 9/21/20 with Mariposa being the only proposer. PW Board approved award to Mariposa 9/1/21. Mayoral ED-3 approved 12/1/21 & accepted by PW Board as admin item 12/10/21. Contract executed 12/22/21. Drafting new RFP.
17	Community Engagement Services	Redeemer Community Partnership	8	C-141181	Community engagement services for the Normandie Beautiful Project	\$ 224,550	1/2/2025	StreetsLA, Engineering Services Div.	Personal Services	PW Board approved award of 3-year sole source contract to Redeemer on 6/10/22. Received Mayoral ED-3 waiver on 8/10/2022. Contract executed 8/23/22.

**Bureau of Street Services (StreetsLA)
Contracts Status**

#	Type of Service	Contractor Name	Council District	Contract #	Description	Contract Amount	Contract Expiration Date	Administered By	Contract Type	Comments/Status
18	Sidewalk & Transit Amenities Program (STAP)	Tranzito-Vector, LLC	All	C-141478	Design, Installation, Maintenance, and Operation of Transit Shelters and Associated Amenities in Exchange for Advertising Revenue	\$ -	12/31/2032	StreetsLA, Engineering Services Div.	Revenue Generating	RFP released 11/24/20. Received 4 proposals by 2/19/21 due date. Top 2 proposers presented public demos 7/19-30/21. Eval Committee selected top proposer 8/20/21 and negotiated contract. On 5/11/22, PW Board approved award of 10-year contract with two 5-year renewal options to Tranzito Vector. PW Board re-approved contract on 8/17/22 to include CAO recommended changes. Final contract received Mayoral ED-3 approval on 8/18/22, Council approval on 9/20/22, and Mayor's approval on 9/27/22. Contract fully executed & effective 9/29/22. NTP issued 10/3/22. On 12/16/22, PW Board approved list of installation sites and request to frontfund the first year with a \$30M loan from the Public Works Trust Fund. On 3/1/23, PW Board approved installation and site preparations at proposed locations. On 9/27/23, Council approved \$30M loan from PW Trust Fund as frontfunding for fabrication & construction of transit shelters & related sidewalk amenities.
19	Education Services for Street Maintenance Technology Program	Los Angeles Community College District / LA Trade-Technical College	All	C-141674	College-Accredited Educational Services for Street Maintenance Technology Program through LA Trade-Tech College	\$ 525,000	6/30/2025	StreetsLA, Contract Services	Personal Services	City has partnered with this college on the program since 1991. Historically funded through annual AFEs. Personnel Dept 1022 Contract Review on 6/10/21 states City employees do NOT have expertise to perform work. PW Board approved to award 3-year contract 8/5/22. Mayoral ED3 approval received 10/3/22. Contract fully executed with 7/1/22 effective date.
20	Pavement Consultant	Shahin and Associates	All	C-142313	Paver Technical Support & Consulting Services	\$ 375,000	6/30/2025	StreetsLA, Pavement Management	Personal Services	PW Board approved award of 3-year contract to Shahin on 6/29/22. Mayoral ED3 approval received 12/8/22. Contract fully executed with 7/1/22 effective date.

**Bureau of Street Services (StreetsLA)
Contracts Status**

#	Type of Service	Contractor Name	Council District	Contract #	Description	Contract Amount	Contract Expiration Date	Administered By	Contract Type	Comments/Status
21	Sidewalk & Park Vending Outreach & Education	Inclusive Action for the City	All	C-144668	Pre-Qualified On-Call Consultants for Outreach and Education for Citywide Sidewalk & Park Vending Program	Up to \$50,000 per year split amongst 5 contractors (per adopted FY 23-24 Budget)	2/28/2026	StreetsLA, Investigation & Enforcement Div.	Personal Services	CLA released RFQ on 7/3/19 soliciting providers for Pre-Qualified On-Call Consultants List. Pre-submittal meeting held 7/25/19. Proposals were due 8/8/19 but because there were requests for subcontracting the deadline was moved to 8/22/19. Eight proposals were received and all 8 met the minimum threshold. Their proposals were reviewed by a panel consisting of representatives from CAO, BSS, EWDD, RAP and CLA. Council approved the On-Call List on 11/8/19 but contracts were never established. Previous work was issued against AFEs. For efficiency, StreetsLA prepared 3-year contracts with the 5 vendors who were still interested in participating. On 2/15/23, PW Board approved award of contracts to 5 consultants. Received Mayoral ED-3 approval on 11/3/23. Contract executed on 12/1/23 with 3/1/23 effective date.

**Bureau of Street Services (StreetsLA)
Contracts Status**

#	Type of Service	Contractor Name	Council District	Contract #	Description	Contract Amount	Contract Expiration Date	Administered By	Contract Type	Comments/Status
22		The Imagen Group	All	C-144669	Pre-Qualified On-Call Consultants for Outreach and Education for Citywide Sidewalk & Park Vending Program	Up to \$50,000 per year split amongst 5 contractors (per adopted FY 23-24 Budget)	2/28/2026	StreetsLA, Investigation & Enforcement Div.	Personal Services	CLA released RFQ on 7/3/19 soliciting providers for Pre-Qualified On-Call Consultants List. Pre-submittal meeting held 7/25/19. Proposals were due 8/8/19 but because there were requests for subcontracting the deadline was moved to 8/22/19. Eight proposals were received and all 8 met the minimum threshold. Their proposals were reviewed by a panel consisting of representatives from CAO, BSS, EWDD, RAP and CLA. Council approved the On-Call List on 11/8/19 but contracts were never established. Previous work was issued against AFEs. For efficiency, StreetsLA is preparing 3-year contracts with the 5 vendors who were still interested in participating. On 2/15/23, PW Board approved award of contracts to 5 consultants. Received Mayoral ED-3 approval on 11/3/23. Contract executed on 12/1/23 with 3/1/23 effective date.

**Bureau of Street Services (StreetsLA)
Contracts Status**

#	Type of Service	Contractor Name	Council District	Contract #	Description	Contract Amount	Contract Expiration Date	Administered By	Contract Type	Comments/Status
23		MCG & Associates	All	C-144670	Pre-Qualified On-Call Consultants for Outreach and Education for Citywide Sidewalk & Park Vending Program	Up to \$50,000 per year split amongst 5 contractors (per adopted FY 23-24 Budget)	2/28/2026	StreetsLA, Investigation & Enforcement Div.	Personal Services	CLA released RFQ on 7/3/19 soliciting providers for Pre-Qualified On-Call Consultants List. Pre-submittal meeting held 7/25/19. Proposals were due 8/8/19 but because there were requests for subcontracting the deadline was moved to 8/22/19. Eight proposals were received and all 8 met the minimum threshold. Their proposals were reviewed by a panel consisting of representatives from CAO, BSS, EWDD, RAP and CLA. Council approved the On-Call List on 11/8/19 but contracts were never established. Previous work was issued against AFEs. For efficiency, StreetsLA prepared 3-year contracts with the 5 vendors who were still interested in participating. On 2/15/23, PW Board approved award of contracts to 5 consultants. Received Mayoral ED-3 approval on 11/3/23. Contract executed on 12/1/23 with 3/1/23 effective date.

**Bureau of Street Services (StreetsLA)
Contracts Status**

#	Type of Service	Contractor Name	Council District	Contract #	Description	Contract Amount	Contract Expiration Date	Administered By	Contract Type	Comments/Status
24		East LA Community Corporation (ELACC)	All	C-144671	Pre-Qualified On-Call Consultants for Outreach and Education for Citywide Sidewalk & Park Vending Program	Up to \$50,000 per year split amongst 5 contractors (per adopted FY 23-24 Budget)	2/28/2026	StreetsLA, Investigation & Enforcement Div.	Personal Services	CLA released RFQ on 7/3/19 soliciting providers for Pre-Qualified On-Call Consultants List. Pre-submittal meeting held 7/25/19. Proposals were due 8/8/19 but because there were requests for subcontracting the deadline was moved to 8/22/19. Eight proposals were received and all 8 met the minimum threshold. Their proposals were reviewed by a panel consisting of representatives from CAO, BSS, EWDD, RAP and CLA. Council approved the On-Call List on 11/8/19 but contracts were never established. Previous work was issued against AFEs. For efficiency, StreetsLA prepared 3-year contracts with the 5 vendors who were still interested in participating. On 2/15/23, PW Board approved award of contracts to 5 consultants. Received Mayoral ED-3 approval on 11/3/23. Contract executed on 12/1/23 with 3/1/23 effective date.

**Bureau of Street Services (StreetsLA)
Contracts Status**

#	Type of Service	Contractor Name	Council District	Contract #	Description	Contract Amount	Contract Expiration Date	Administered By	Contract Type	Comments/Status
25		Coalition for Humane Immigrant Rights (CHIRLA)	All	C-144785	Pre-Qualified On-Call Consultants for Outreach and Education for Citywide Sidewalk & Park Vending Program	Up to \$50,000 per year split amongst 5 contractors (per adopted FY 23-24 Budget)	2/28/2026	StreetsLA, Investigation & Enforcement Div.	Personal Services	CLA released RFQ on 7/3/19 soliciting providers for Pre-Qualified On-Call Consultants List. Pre-submittal meeting held 7/25/19. Proposals were due 8/8/19 but because there were requests for subcontracting the deadline was moved to 8/22/19. Eight proposals were received and all 8 met the minimum threshold. Their proposals were reviewed by a panel consisting of representatives from CAO, BSS, EWDD, RAP and CLA. Council approved the On-Call List on 11/8/19 but contracts were never established. Previous work was issued against AFEs. For efficiency, StreetsLA prepared 3-year contracts with the 5 vendors who were still interested in participating. On 2/15/23, PW Board approved award of contracts to 5 consultants. Received Mayoral ED-3 approval on 11/3/23. Contract executed on 12/20/23 with 3/1/23 effective date.
26	Landscaped Median Islands Maintenance	Green Garden, Inc.	5,8,9,10, 11,15	C-144896	Landscape Maintenance of Median Islands - Bay Harbor	\$ 675,919	1/16/2025	StreetsLA, Urban Forestry Div.	Construction	Board approved specs & to advertise for Invitation of Bids on 7/14/23. Released RFB on 7/21/23 & two bids received by 8/23/23. Board awarded contract to Green Garden on 11/29/23 for one year plus 2 one-year renewal options. Contract executed 1/17/24 & NTP was issued. Year 1 = \$675,919.02
27		Far East Landscape Maintenance, Inc.	3,4,5,6, 7,12	C-144960	Landscape Maintenance of Median Islands - West Valley	\$ 670,650	1/28/2025	StreetsLA, Urban Forestry Div.	Construction	Board approved specs & to advertise for Invitation of Bids on 7/14/23. Released RFB on 7/19/23 & three bids received by 8/16/23. Board awarded contract to Far East Landscape on 12/15/23 for one year plus 2 one-year renewal options. Contract executed 1/29/24 & NTP was issued. Year 1 = \$670,649.78

**Bureau of Street Services (StreetsLA)
Contracts Status**

#	Type of Service	Contractor Name	Council District	Contract #	Description	Contract Amount	Contract Expiration Date	Administered By	Contract Type	Comments/Status
28		Far East Landscape Maintenance, Inc.	1,4,5,8,9,10,11,13,14	C-145023	Landscape Maintenance of Median Islands - North Central	\$ 655,792	2/19/2025	StreetsLA, Urban Forestry Div.	Construction	Board approved specs & to advertise for Invitation of Bids on 7/14/23. Released RFB on 7/19/23 & three bids received by 8/16/23. Board awarded contract to Far East Landscape on 1/12/24 for one year plus 2 one-year renewal options. Contract executed on 2/20/24 & NTP was issued. Year 1 = \$655,791.95
29		Far East Landscape Maintenance, Inc.	1,2,4,6,7,13,14	C-145053	Landscape Maintenance of Median Islands - East Valley	\$ 462,419	3/3/2025	StreetsLA, Urban Forestry Div.	Construction	Board approved specs & to advertise for Invitation of Bids on 7/14/23. Released RFB on 7/20/23 & three bids received by 8/23/23. Board awarded contract to Far East Landscape on 1/12/24 for one year plus 2 one-year renewal options. Contract executed on 3/4/24 & NTP was issued. Year 1 - \$462,419.26
PENDING CONTRACTS										
1	Hazardous Waste Disposal	Clean Harbors Environmental Services, Inc.	All	TBD	Routine and 24-Hour Emergency Response Hazardous Waste Management Services	Up to \$2,000,000 per year (\$10,000,000 total for 5 years)	10/31/2028	StreetsLA, Contract Services	Personal Services	On 11/15/23, Board authorized StreetsLA to piggyback on Sanitation's RFP process & execute a contract with Clean Harbors for 5 years plus two 3-year renewal options. Mayoral ED3 approval received 4/10/24. Contract execution is pending Council approval.
2	Cool Pavement	TBD	All	TBD	Application of cool pavement in select neighborhoods	Up to \$4,000,000 per year	TBD	StreetsLA, Urban Forestry Div	Personal Services	On 3/20/24, Board authorized StreetsLA to release RFP. Released RFP on 3/28/24 with bids due on 5/9/24.

**Bureau of Street Services (StreetsLA)
Task Order Solicitations (TOS) Status**

#	Type of Service	Contractor Name	Council District	Contract #	Description	Contract Amount	Amount Authorized to Date (NTPs)	Contract Expiration Date	Administered By	Pre-Qualified / On-Call List Type	Comments/Status	Subcontract Pledge
1	Wastewater & Environmental Engineering	Psomas & Associates	All	C-129662	Systems Development and Support Services Consultant	\$ 1,028,547	\$ 1,028,547	7/11/2027	BOE (TOS 32)	BOE's Pre-Qualified On-Call Consultants List for Wastewater & Environmental Engineering	TOS issued 2/19/19. Received 4 proposals by 4/19/19 due date. PW Board approved award to Psomas 6/28/19 for \$303,176. PW Board approved budget increase of \$275K for scheduler to \$578,176 on 12/16/19. Board approved budget increase of \$450,371 to \$1,028,547 on 7/31/20 to implement Bureau-wide tech improvement strategies. Cost containment approval no longer needed eff 4/22/21. NTPs issued thru 5/18/22 total \$1,028,547. Work has been completed. Closeout letter issued 1/3/24.	PMCS Group = WBE,EBE,SBE = 47% = \$441,143 Sam Scully Staffing = MBE,DVBE = 6% = \$61,520 Total = 53% = \$502,663
2	Environmental Documentation Services	Parsons Transportation Group, Inc.	All	C-139064	Sidewalk and Transit Amenities Program Environmental Documentation	\$ 136,098	\$ 82,784	9/29/2026	BOE (TOS ED21-009)	BOE's Pre-Qualified On-Call Environmental Documentation Consultant Services List	Originally, awarded \$247,962 per TOS EMGD-093 under contract C-123098. Spent \$111,864 and contract expired 9/29/21. On 10/6/21, PW Board approved sole source TOS to Parsons under new contract to continue unfinished tasks. Proposal received 10/10/21. NTPs issued through 2/23/22 total \$82,784. Work has been completed. Drafting the closeout letter.	Terry A. Hayes = MBE = 8.53% = \$16,921.08 Katherine Padilla & Assoc = MBE = 7.50% = \$14,870.88 Paleo Solutions = WBE = 7.16% = \$14,206.90 Total = 23.19% = \$45,998.86 (based on original TOS EMGD-093)
3	Civil Engineering Design	Kimley-Horn and Associates, Inc.	8	C-134466	Design Support Services for Broadway-Manchester Active Transportation Equity Project	\$ 6,665,062	\$ 6,602,386	11/13/2024	BOE (TOS 701)	BOE's Pre-Qualified On-Call Bridge/Civil Engineering & Other Design & Support Services Consultants List	TOS issued 7/6/20. Received 5 proposals by 8/7/20 due date. PW Board approved award to Kimley-Horn 2/2/21. Cost containment approval no longer needed eff 4/22/21. NTP 1 issued 4/28/21 for \$1,772,905. PW Board approved budget increase by \$1,347,260 to \$6,665,062 on 6/3/22 to add additional scope from Measure W and Urban Greening grants. NTPs issued through 8/23/23 total \$6,602,386. SKA Design = DBE = .40% = \$24,951 Value Mgmt = OBE = 1.37% = \$84,892 Earth Mechanics = DBE = 2.25% = \$139,785 Watearth = DBE = 2.97% = \$184,848 Total = 38.91% = \$2,418,646	MIG = OBE = 10.69% = \$664,733 Psomas = OBE = 8.70% = \$541,044 GPA Consulting = DBE = 2.23% = \$138,441 Wagner Engrg = DBE = 4.50% = \$279,630 Alliance Group = DBE = 5.80% = \$360,322 SKA Design = DBE = .40% = \$24,951 Value Mgmt = OBE = 1.37% = \$84,892 Earth Mechanics = DBE = 2.25% = \$139,785 Watearth = DBE = 2.97% = \$184,848 Total = 38.91% = \$2,418,646

**Bureau of Street Services (StreetsLA)
Task Order Solicitations (TOS) Status**

#	Type of Service	Contractor Name	Council District	Contract #	Description	Contract Amount	Amount Authorized to Date (NTPs)	Contract Expiration Date	Administered By	Pre-Qualified / On-Call List Type	Comments/Status	Subcontract Pledge
4	Transportation Planning & Urban Design	Nelson\Nygaard Consulting Associates	All	C-135320	Feasibility Study for 2028 Olympic Legacy Street Improvements Plan	\$ 497,250	\$ 497,148	1/26/2024	LADOT (TOS 001)	LADOT's Combined On-Call Consultant List for Transportation Planning and/or Urban Design & Planning	TOS issued 1/4/21. Received 8 proposals by 2/22/21 due date. PW Board approved award to Nelson\Nygaard 7/30/21. NTP issued 9/13/21 for \$497,148. Work completed and final invoice has been processed. Council accepted the report on 12/8/23. Closeout letter issued 2/1/24.	Deborah Murphy Urban Design = WBE = 8% = \$39,960 Solano Advisors = MBE, SBE = 22% = \$106,500 Fehr & Peers = OBE = 16% = \$75,480 Leland Saylor = SBE, EBE, DVBE = 8% = \$40,000 Psomas = OBE = 17% = \$81,995 Total = 71% = \$343,935
5	Street Sweeping Optimization	Psomas & Associates	All	C-129662	Evaluation & Implementation Strategy to Optimize Street Sweeping Operations	\$999,903	\$ 793,582	7/11/2027	BOE (TOS 52)	BOE's Pre-Qualified On-Call Consultants List for Wastewater & Environmental Engineering	TOS issued 12/14/21. Pre-Proposal meeting held 1/11/22. Received only one proposal by 2/18/22 due date. PW Board approved award on 5/25/22. NTP 1 issued 5/26/22 for \$793,582. Haaker Equip = WBE = 3.2% = \$31,500 Panddo Consulting = OBE = 8.5% = \$84,746 Project Partners = MBE, SBE = 1.6% = \$16,000 The Sierra Group = WBE, SBE = 1.4% = \$13,840 Total = 37.4% = \$373,718	Casamar Group = MBE, SBE, EBE, DVBE = 20.4% = \$204,432 CA Watershed Engr'g = MBE, SBE = 2.3% = \$23,200 Haaker Equip = WBE = 3.2% = \$31,500 Panddo Consulting = OBE = 8.5% = \$84,746 Project Partners = MBE, SBE = 1.6% = \$16,000 The Sierra Group = WBE, SBE = 1.4% = \$13,840 Total = 37.4% = \$373,718
6	Design and Engineering Support Services	Tetra Tech, Inc.	All	C-134484	Design, Survey, and Construction Management for Access Ramps	\$3,148,261	\$ 2,930,191	11/13/2024	BOE (TOS 702A)	BOE's Pre-Qualified On-Call Bridge/Civil Engineering and Other Design & Support Services	TOS issued 6/10/22 & 13 firms attended non-mandatory pre-proposal meeting held 6/22/22. Received 6 proposals by 7/18/22 due date. PW Board approved award to Tetra Tech & MGE Engineering on 10/14/22. NTP 1 issued 10/26/22. On 8/16/23, Board authorized increasing budget to \$3,148,261. NTPs issued through 3/1/24 total \$2,930,191.	Alliance Group = DBE = 11.7% = \$246,500
7		MGE Engineering, Inc.	All	C-134469	Design, Survey, and Construction Management for Access Ramps	\$3,498,888	\$ 3,022,380	11/13/2024	BOE (TOS 702B)	BOE's Pre-Qualified On-Call Bridge/Civil Engineering and Other Design & Support Services	TOS issued 6/10/22 & 13 firms attended non-mandatory pre-proposal meeting held 6/22/22. Received 6 proposals by 7/18/22 due date. PW Board approved award to Tetra Tech & MGE Engineering on 10/14/22. NTP 1 issued 10/26/22. On 8/16/23, Board authorized increasing budget to \$3,498,888. NTPs issued through 12/5/23 total \$3,022,380.	V & A = DBE = 27% = \$723,465 Psomas = OBE = 43% = \$1,134,455 Total = 70% = \$1,857,920

**Bureau of Street Services (StreetsLA)
Task Order Solicitations (TOS) Status**

#	Type of Service	Contractor Name	Council District	Contract #	Description	Contract Amount	Amount Authorized to Date (NTPs)	Contract Expiration Date	Administered By	Pre-Qualified / On-Call List Type	Comments/Status	Subcontract Pledge
8	Pavement Condition Survey	Michael Baker International, Inc.	All	C-134301	Pavement Condition Survey and Analysis of City's Street Network	\$1,040,000	\$ 699,911	10/22/2024	BOE (TOS 26)	BOE's Pre-Qualified On-Call Consultants List for Civil Engineering Design	TOS issued 7/25/22. Pre-proposal meeting held 8/10/22. One proposal received by 9/9/22 due date. PW Board approved award to Michael Baker International on 1/18/23. NTP 1 issued 2/28/23 for \$349,966. NTPs issued through 6/22/23 total \$699,911. BOE is currently in the process of extending the contract for an additional five years.	MA Engineering = MBE/SBE/EBE/DVBE = 2.0% = \$26,638 Wagner Engineering Survey = WBE/SBE/EBE = 2.6% = \$26,638 CWE Corp = MBE/SBE = 2.6% = \$26,638 Engineering & Research International (ERI) = OBE = 45.7% = \$475,000 Total = 53.4% = \$554,914
9	Feasibility Study	Geosyntec Consultants	7	C-129657	Measure W Feasibility Study for the Osborne Street Path to Park Access Project	\$208,664	\$ 208,664	7/11/2027	BOE (TOS 78)	BOE's Pre-Qualified On-Call Consultants List for Wastewater & Environmental Engineering	TOS issued 2/14/23. Held non-mandatory pre-proposal meeting on 2/21/23. Four proposals received by 3/3/23 due date. PW Board approved award to Geosyntec Consultants on 5/10/23. NTP 1 issued 5/11/23. Total NTPs issued through 9/11/23 total \$208,664.	Alta Planning & Design = OBE = 20.89% = \$41,530 DRP Engrg = MBE/SBE/EBE(M/APA) = 18.08% = \$35,933 Veteran Drilling = SBE/EBE/DVBE = 3.02% = \$6,000 Murakawa Communications = WBE/SBE/EBE(F/APA) = 4.00% = \$7,942 GeoVision, Inc = .69% = \$1,380 Total = 46.68% = \$92,785
10	Engineering Support Services	Kimley-Horn and Associates, Inc.	7	C-134466	Approval and Environmental Document Phase of the Mission Mile Sepulveda Project	\$2,523,118	\$ 2,293,744	11/13/2024	BOE (TOS 704)	BOE's Pre-Qualified On-Call Bridge/Civil Engineering and Other Design and Support Services Consultants	TOS issued 9/27/22. Six proposals were received by 10/28/22. PW Board approved TOS award to Kimley-Horn on 6/2/23. NTP 1 issued on 4/11/23 for \$148,675 to meet grant deadline of completing PA&ED work prior to 6/30/24. Total NTPs issued through 11/16/23 total \$2,293,744.	Arellano Associates = OBE (F/H/A) = 6.69% = \$153,483 Gruen Associates = OBE = 6.73% = \$354,405 GPA Consulting = DBE (F/C) = 10.79% = \$247,468 Craftwater Engrg = OBE = 2.91% = \$66,700 The Alliance Group Enterprise, Inc. = DBE (M/APA) = 4.05% = \$92,784 Wagner Engineering & Survey, Inc. = DBE (F/C) = 14.78% = \$338,998 Value Mgmt Strategies, Inc. = OBE = 2.70% = \$61,834 Total = 48.65% = \$1,115,672

**Bureau of Street Services (StreetsLA)
Task Order Solicitations (TOS) Status**

#	Type of Service	Contractor Name	Council District	Contract #	Description	Contract Amount	Amount Authorized to Date (NTPs)	Contract Expiration Date	Administered By	Pre-Qualified / On-Call List Type	Comments/Status	Subcontract Pledge
11	Engineering Support Services	Tetra Tech, Inc.	8	C-134484	Western Our Way: Walk and Wheel Improvement Project	\$3,022,968	\$ 2,519,140	11/13/2024	BOE (TOS 705)	Pre-Qualified On-Call Bridge/Civil Engineering and Other Design and Support Services Consultants	PW Board authorized TOS release on 11/1/19. TOS issued 4/5/23. Two proposals were received on 5/17/23. PW Board approved TOS award on 8/16/23. NTP issued 8/21/23 for \$2,519,140.	Alliance Group = DBE (M/AA) = 7.03% = \$177,032 GPA Consulting = DBE (F/C) = 6.55% = \$165,068 Alta Planning, Inc = OBE = 24.47% = \$616,363 Total = 38.0% = \$958,463
12	Engineering Support Services	Psomas & Associates	All	C-129662	Advisory Services for Asset Management System Implementation	\$146,000	\$ 145,000	7/11/2027	BOE (TOS 77)	BOE's Pre-Qualified On-Call Consultants List for Wastewater & Environmental Engineering	TOS released 3/9/23. Received one response by 3/31/23 deadline. NTP issued to Psomas on 12/20/23 for \$145,000.	Casmar Group = MBE, SBE, EBE, DVBE = 25.0% = \$36,250 Pando Consulting = OBE = 8.2% = \$11,880 Total = 33.2% = \$48,130
13	Environmental and Engineering Design	Tetra Tech, Inc.	8	C-134266	67th and West Boulevard Civil Improvements Project Pre-Design and Design Implementation	\$749,044	TBD	10/22/2024	BOE (TOS 33)	BOE's Pre-Qualified On-Call (PQOC) Civil Design Services	TOS released on 11/13/23. Five proposals were received on 12/31/23. PW Board approved TOS award on 4/3/24. NTP issuance is pending.	GPA Consulting = WBE, SBE, EBE = 7.16% = \$52,051. The Morcos Group - WBE, SBE, EBE = 8.25% = \$59,990 Calvada Surveying, Inc. = MBE, SBE, DVBE = 4.67% = \$33,950 Environmental Science Assoc = OBE = 1.33% = \$9,659 Total = 21.41% = \$155,650
PENDING AWARDS												
	None											

CITY OF LOS ANGELES
INTER-DEPARTMENTAL CORRESPONDENCE

DATE: April 18, 2024

TO: Board of Public Works
City of Los Angeles
Attention: T.J. Knight

FROM: Keith Mozee  for
Executive Director and General Manager
Bureau of Street Services (StreetsLA)

**SUBJECT: BUREAU OF STREET SERVICES (STREETSLA) REPORT:
CONSTRUCTION CHANGE ORDER STATUS PER POLICY NO. 793**

This information is being provided in conformance with Board Policy No. 793 to report to the Board of Public Works (Board) of all issued change orders. The attached document contains change order information for the **First Quarter of Year 2024 (January through March)** for the following projects:

1. San Fernando Road Bike Path Phase 3 (W.O. E700407F)

For additional information, please contact Project Manager Brian Ahn at (213) 887-1037 or at brian.ahn@lacity.org.

KM/SL/BA:ba

**BOARD POLICY NO. 793
STREETSLA PROJECT CHANGE ORDERS
FIRST QUARTER OF YEAR 2024
JANUARY – MARCH, 2024**

1. San Fernando Road Bike Path Phase 3 (W.O. E700407F)

First Quarter Executed Change Order Summary:

CO No.	Description	Type*	Change Order Amount	% of Contract Amount
16	Credit/Deductions for Design Update of the Removal of Retaining Wall 1	S	(\$68,600.00)	(-0.31%)
39	Added Scope of Work for Design Update of the Removal of Retaining Wall 1	S	\$35,107.72	0.16%
48	Credit for Bid Item # 198, 199, & 200 - Allowances for Sprint/Century HNK/Plains All/American Pipelines Inspections	U	(\$142,479.59)	(-0.64%)
49	Credit for Bid Item # 162, 163, 164, 166, 178 - Structural Excavation, Backfill, Excavation and Removal of Contaminated Soil, Structural Concrete, & Expansion Joint Type B 1/2"	E	(\$129,873.22)	(-0.58%)
92	Added Scope - Project Wide Signage and Striping Revisions	S	\$18,832.99	0.08%
95	Revised Scope- Bike Path Realignment Sta. 83+02 to 95+50	U	\$185,204.97	0.83%
96	Added Scope of Work for Design Update of the Removal of Retaining Wall 3	U	\$103,000.14	0.46%
97	Deductions for Design Update of the Removal of Retaining Wall 3	U	(\$101,821.53)	(-0.46%)
100	Added Scope per Metrolink - Top of Wall #4 and #5 Drainage System	U	\$42,332.98	0.19%
101	Credit for Bid Item # 192 & 193 - Bikeway Bridge Artistic Paint Application & Anti-Graffiti	E	(\$135,000.00)	(-0.61%)
102	Credit for Bid Item # 175, 176, 177, 179 & 181 - Bikeway Bridge Pipe Handrails, Mechanical Couplers, Expansive Joint, & Concrete Wingwall	E	(\$19,445.00)	(-0.09%)
103	Credit for Bid Item # 196 - Allowances for Permits and Insurance	U	(\$60,000.00)	(-0.27%)

CO No.	Description	Type*	Change Order Amount	% of Contract Amount
104	Credit for Bid Item # 68 - ALLOWANCE FOR SPRINT-NEXTEL UTILITY	U	-\$361,117.56	-1.62%
105	Overage of Allowance for Railroad Flagging Fees (14)	U	\$55,500.00	0.25%
106	Added Scope - Unforeseen Conditions - Investigation, Relocation and Replacement of Underground Utilities, at Various Locations	U	\$28,796.85	0.13%
107	Added Scope of Work- At Sheldon, Penrose, Sunland - Preemption Cable Upgrade Install- Technical Support Request	U	\$9,806.46	0.04%
108	Added Scope for Unforeseen Conditions at Sheldon- Investigation, Repair and Install Underground Signal Conduit and Pullbox	U	\$10,193.60	0.05%
111	Overage of Allowance for Railroad Flagging Fees (15)	U	\$25,250.00	0.11%
112	Added Scope of Work - Removal of Brush, and Debris along Bike Path Fence Perimeter	S	\$16,112.41	0.07%
Total:			(-\$488,198.78)	(-2.19%)

*Type: U: Unforeseen, E :Errors & Omissions, S: Change in Scope

Project Summary to Date:

Original Contract Amount	\$18,388,000.00
Revised Contingency	\$4,688,800.00
Change Orders Issued	104
Executed Change Order Amount	\$3,914,746.61
Change Order Percentage	17.55%

LA Sanitation and Environment - Personal Services Contracts

Quarterly Report Summary

For Quarter Ending: March 31, 2024 (FY2024 – 3rd Quarter)

- Total Amount billed since last quarter: **\$45,119,626**
- Total for contracts with Subcontractor Participation is as follows:
 MBE/WBE Outreach Program Contracts: **\$4,439,853**
 Business Inclusion Program Contracts: **\$40,679,772**
- Subcontractor Participation is as follows:

MBE/WBE Outreach Program Contracts:

MBE:	\$0	(0.0%)
WBE:	\$984,361	(22.2%)
OBE:	\$0	(0.0%)
Total:	\$984,361	(22.2%)

Business Inclusion Program Contracts:

MBE:	\$1,856,924	(4.6%)
WBE:	\$687,151	(1.7%)
SBE:	\$1,060,149	(2.6%)
EBE:	\$754,825	(1.9%)
DVBE:	\$15,399	(0.0%)
OBE:	\$1,438,041	(3.5%)
Total:	\$5,812,489	(14.3%)

Cleanwater Contracts

- Twelve (12) Cleanwater Contracts will be expiring within the next nine (9) months.
 - 2 contracts will not be renewed
 - USA Waste of California dba Waste Management (C127303) (Exp. 6/30/24)
 - Pacific Sewer Maintenance Corp. (C134505) (Exp. 11/25/24)
 - 10 contracts will be renewed
 - 3Di (C127363) (Exp. 4/7/24)
 - CDM Smith Inc. (C127364) (Exp. 4/7/24)
 - CH2M Hill Engineers Inc. (C127359) (Exp. 4/7/24)
 - DSCE Inc. (C127362) (Exp. 4/7/24)
 - Nth Generation Computing (C127360) (Exp. 4/7/24)
 - Parsons Environment and Infrastructure Group Inc. (C127357) (Exp. 4/7/24)
 - Tetra Tech, Inc. (C127358) (Exp. 4/7/24)
 - Inflection Point Solutions (C127373) (Exp. 4/7/24)
 - Walsh Construction Company (C133194) (Exp. 5/16/24)
 - Westin Engineering Inc. (C127372) (Exp. 4/7/24)

Solid Resources Contracts

- Seven (2) Solids Resources Contract will be expiring within the next nine (9) months.
 - 7 contracts will not be renewed
 - Southern California Disposal Co. (C123215) (Exp. 4/30/24)
 - USA Waste of California dba Waste Management (C127499) (Exp. 5/8/24)
 - Ensaf, Inc. (C134526) (Exp. 11/25/24)
 - Ninyo & Moore (C134524) (Exp. 11/25/24)
 - Pinnacle Environmental Technologies (C134526) (Exp. 11/25/24)
 - Rincon Consultants, Inc. (C134527) (Exp. 11/25/24)
 - Stantec Consulting Services, Inc. (C134525) (Exp. 11/25/24)

LA Sanitation and Environment - Personal Services Contracts

Quarterly Report Summary

For Quarter Ending: March 31, 2024 (FY2024 – 3rd Quarter)

Joint Services Contracts

- (24) Joint services (Cleanwater/Solids/Watershed Protection/Livability Services) contract will be expiring within the next nine (9) months and will not be renewed.

The following contracts expire 7/22/24:


- Hazen & Sawyer, P.C. (C124322)
- Black & Veatch (C124323)
- Carollo Engineers (C124324)
- Atkins North America, Inc. (C124325)
- Brown & Caldwell (C124326)
- AECOM Technical Service, Inc. (C124327)
- AKM Consulting Engineers (C124328)
- TRC Solutions, Inc. (C124330)
- Tetra Tech, Inc. (C124331)
- MARRS Services, Inc. (C124332)
- Malcolm Pirnie, Inc. (C124333)
- Larry Walker Associates (C124334)
- Woodard & Curran Inc. (formerly RMC Water and Environment) (C124335)
- WSP USA Inc. (formerly Parsons Brinckerhoff Inc.) (C124336)
- Shaw Environmental and Infrastructure, Inc. (C124337)
- Psomas & Associates (C124338)
- Kennedy/Jenks Consultants (C124339)
- HDR Inc. (C124340)
- D R Consultants & Designers, Inc. (C124341)
- CDM Smith Inc. (C124342)
- CH2M Hill Engineers (C124343)
- Parson Water & Infrastructure, Inc. (C124344)
- GeoSyntec Consultants (C124345)
- Stantec (formerly MWH Americas, Inc. (C124346)

CITY OF LOS ANGELES
INTERDEPARTMENTAL CORRESPONDENCE

Date: April 26, 2024

To: Commissioners
Board of Public Works

From: ~~Barbara Romero, Director and General Manager~~
LA Sanitation and Environment

By:  John Pattison, Sr. Management Analyst I
LA Sanitation and Environment

Subject: **PERSONAL SERVICES CONTRACT SYSTEM (PSCS) QUARTERLY
STATUS REPORT FOR JANUARY 1 THROUGH MARCH 31, 2024**

The attached PSCS Quarterly Oral Report for the months of January, February, and March of 2024 contains the following sections:

1. Summary Table of Contract Activities
2. Invoiced Activities per Outreach Program (Policy #793)
3. Tasks Awarded Under \$150,000 (Policy #793)
4. Tasks Awarded Over \$150,000
5. Tasks Order Solicitation Update (Policy #793)
6. New Contracts Executed
7. Contracts Expired
8. Contracts Expiring Next Quarter
9. Amendments Executed
10. Amendments Unexecuted, but Approved by the Board
11. Current Negative Deviations
12. Program Overview For All Active Contracts

1. SUMMARY TABLE OF CONTRACT ACTIVITIES

No.	CONTRACT GROUPS	NUMBER OF CONTRACTS	AMOUNT INVOICED THIS PERIOD	TASKS AWARDED	NEW CONTRACTS EXECUTED	CONTRACTS EXPIRED	CONT. EXP. NEXT QTR.	AMENDMENTS EXECUTED	AMEND. UNEXE. APPROVED	CURRENT NEG. DEVIATION
1	Standard Contract C131727	1	\$318,939	0	0	0	0	0	0	0
2	Standard Contract C131728	1	\$650,897	0	0	0	0	0	0	0
3	Standard Contract C121334	1	\$950,563	0	0	0	0	0	0	1
4	Standard Contract for C143651	1	\$4,585,390	0	0	0	0	0	0	0
5	Standard Contract C138498	1	\$0	0	0	0	0	0	0	0
6	Standard Contract C138499	1	\$9,095,039	0	0	0	0	0	0	0
7	Standard Contract C139435	1	\$0	0	0	0	0	0	0	1
8	Standard Contract C134505	1	\$0	0	0	0	0	0	0	0
9	Sanitation On-Call Consultants - Brownfields Program	5	\$13,559	0	0	0	0	0	0	2
10	Standard Contract C128194	1	\$0	0	0	0	0	0	0	0
11	Standard Contract C133661	1	\$1,524,878	0	0	0	0	0	0	1
12	Standard Contract C134248	1	\$0	0	0	0	0	0	0	0
13	Standard Contract C138634	1	\$0	0	0	0	0	0	0	0
14	Standard Contract C142417	1	\$0	0	0	0	0	0	0	0
15	Standard Contract C142418	1	\$3,259,946	0	0	0	0	0	0	1
16	Standard Contract C142419	1	\$0	0	0	0	0	0	0	0
17	Standard Contract C123215	1	\$0	0	0	0	0	0	0	0
18	Standard Contract C123735	1	\$0	0	0	0	0	0	0	0
19	Standard Contract C123864	1	\$233,122	0	0	0	0	0	0	0
20	Standard Contract C123868	1	\$5,307,070	0	0	0	0	0	0	1
21	Standard Contract C123999	1	\$0	0	0	0	0	0	0	0
22	Standard Contract C125401	1	\$0	0	0	0	0	0	0	0
23	Standard Contract C125885	1	\$0	0	0	0	0	0	0	0
24	Standard Contract C127303	1	\$265,778	0	0	0	1	0	0	0
25	Standard Contract C127499	1	\$0	0	0	0	1	0	0	1
26	Standard Contract C128875	1	\$0	0	0	0	0	0	0	0
27	Standard Contract C128876	1	\$0	0	0	0	0	0	0	0
28	Standard Contract C128877	1	\$0	0	0	0	0	0	0	0
29	Standard Contract C128878	1	\$0	0	0	0	0	0	0	0
30	Standard Contract C128879	1	\$0	0	0	0	0	0	0	0
31	Standard Contract C128880	1	\$0	0	0	0	0	0	0	0
32	Standard Contract C128881	1	\$0	0	0	0	0	0	0	0
33	Standard Contract C138039	1	\$0	0	0	0	0	0	0	0
34	Standard Contract C139248	1	\$0	0	0	0	0	0	0	0

1. SUMMARY TABLE OF CONTRACT ACTIVITIES

No.	CONTRACT GROUPS	NUMBER OF CONTRACTS	AMOUNT INVOICED THIS PERIOD	TASKS AWARDED	NEW CONTRACTS EXECUTED	CONTRACTS EXPIRED	CONT. EXP. NEXT QTR.	AMENDMENTS EXECUTED	AMEND. UNEXE. APPROVED	CURRENT NEG. DEVIATION
35	Standard Contract C139511	1	\$0	0	0	0	0	0	0	1
36	Standard Contract C140919	1	\$1,686,706	0	0	0	0	0	0	0
37	Standard Contract C94375	1	\$2,206,077	0	0	0	0	0	0	1
38		2	\$885,198	0	0	0	0	0	0	0
39	Sanitation On-Call Consultants - ICSD	9	\$436,260	0	0	0	8	0	0	2
40	Sanitation On-Call Consultants - WESD	24	\$7,840,134	0	0	0	0	0	0	18
41	Standard Contract C109787	1	\$547,070	0	0	0	0	1	0	0
42	Standard Contract C119948	1	\$0	0	0	0	0	0	0	0
43	Standard Contract C123575	1	\$853,760	0	0	0	0	0	0	0
44	Standard Contract C125697	1	\$611,470	0	0	0	0	0	0	0
45	Standard Contract C132310	1	\$99,251	0	0	0	0	0	0	0
46	Standard Contract C132625	1	\$0	0	0	0	0	0	0	0
47	Standard Contract C133194	1	\$0	0	0	0	1	0	0	0
48	Standard Contract C139249	1	\$95,428	0	0	0	0	0	0	0
49	Standard Contract C139428	1	\$0	0	0	0	0	0	0	0
50	Standard Contract C142177	1	\$0	0	0	0	0	0	0	0
51	Standard Contract C142633	1	\$3,653,091	0	0	0	0	0	0	1
52	Standard Contract C144143	1	\$0	0	0	0	0	0	0	0
53	Standard Contract C144220	1	\$0	0	0	0	0	0	0	0
54	Standard Contract C144221	1	\$0	0	0	0	0	0	0	0
55	Standard Contract C63807	1	\$0	0	0	0	0	0	0	0
TOTALS		91	\$45,119,626	0	0	0	11	1	0	31

As of 3/31/2024, there were 91 active contracts. (See Section 7)

2. INVOICED ACTIVITIES PER OUTREACH PROGRAM

The following reflects the amount invoiced during this period on the contracts under the MBE/WBE, Business Inclusion, and DBE programs

MBE WBE Outreach Program

Number of Contracts: 7

Amount Invoiced this Period: \$4,439,853

MBE	\$0	0.0%
WBE	\$984,361	22.2%
OBE	\$0	0.0%
Total Subs Invoiced:	\$1,585,039	35.7%

Business Inclusion Program

Number of Contracts: 84

Amount Invoiced this Period: \$40,679,772

MBE	\$1,856,924	4.6%
WBE	\$687,151	1.7%
SBE	\$1,060,149	2.6%
EBE	\$754,825	1.8%
DVBE	\$15,399	0.0%
OBE	\$1,438,041	3.5%
Total Subs Invoiced*:	\$4,717,821	11.6%

*Total of invoices received from subconsultants. Note: Subcontractors may be certified in multiple certification categories; therefore, per the requirements of ED 14, their dollar amounts were credited toward multiple pledged participation categories.

Disadvantaged Business Outreach Program

Number of Contracts:

Amount Invoiced this Period: \$0

DBE	\$0	0.0%
OBE	\$0	0.0%
Total Subs Invoiced:	\$0	0.0%

3. TASKS AWARDED UNDER \$100,000 (POLICY #793)

3.1 MBE WBE Outreach Program

No Tasks awarded under this program.

3.2 Business Inclusion Program

No Tasks awarded under this program.

3.3 Disadvantage Business Outreach Program

No Tasks awarded under this program.

4. TASKS AWARDED OVER \$100,000

4.1 MBE WBE Outreach Program

No Tasks awarded under this program.

4.2 Business Inclusion Program

No Tasks awarded under this program.

4.3 Disadvantage Business Outreach

No Tasks awarded under this program.

5. TASKS ORDER SOLICITATION UPDATE (POLICY #793)

RAMP continues to perform well and there were no issues nor complaints during this reporting period.

LA SANITATION AND ENVIRONMENT

Information and Control Systems Division (ICSD)

Oral Report Summary

April 18, 2024

The nine ICSD on-call contracts for Sanitation Automation and Technology projects listed below expired April 8, 2021. Three one-year extensions were exercised to continue the contract through April 8, 2024. amendment is being processed to extend the contract by five years to complete planned projects already in progress. An RFQ is also being drafted to open the opportunity for a new on-call contract with additional vendors.

C - 127363	3DI INC.
C -127364	CDM SMITH
C - 127359	CH2M HILL
C - 127362	DCSE
C - 127373	INFLECTION POINT SOLUTIONS
C - 127360	Nth Generation
C - 127357	PARSONS
C - 127358	TETRA TECH
C - 127372	WESTIN

The following are the Task Order Solicitation activities since the date contracts executed in April, 2016:

- Total Task Orders issued: **22**
- Total Task Orders awarded: **12**
- Total contract amount awarded: **\$24,805,975**
- Total Task Order expenditures: **\$19,013,345**

Sub-consultant Participation	PLEDGED		ACHIEVED to date	
MBE	\$7,513,313	30.3%	\$4,668,506	24.6%
WBE	\$2,403,817	9.7%	\$2,546,822	13.4%
SBE	\$1,723,838	6.9%	\$754,207	4.0%
EBE	\$116,875	0.5%	\$28,299	0.1%
DVBE	\$-	0.0%	\$-	0.0%
OBE	\$600,514	2.4%	\$436,645	2.3%
Total Contract Amount Awarded and Expended	\$24,656,975		\$19,013,345	

LA SANITATION AND ENVIRONMENT
Information and Control Systems Division (ICSD)
Sub-Contractor Utilization as of 4/18/2024

The following are the Task Order Solicitation activities since the date contracts executed in April, 2016:

TASKS <= \$150,000

Name of Firm	Contract	Task Order	Awarded \$	YTD expenditure	MBE \$ Percent	WBE \$ Percent	SBE \$ Percent	EBE \$ Percent	DVBE \$ Percent	OBE \$ Percent	LBE \$ Percent
Tetra Tech	C - 127358	A3-16-08	\$146,000	\$144,682	\$121,920 84%	\$0 0%	\$121,920 84%	\$0 0%	\$0 0%	\$8,320 6%	\$0 0%
Nth Generation	C - 127360	A3-16-09	\$148,918	\$105,577	\$0 0%	\$0 0%	\$36,802 35%	\$28,299 27%	\$0 0%	\$0 0%	\$0 0%
CH2M Hill	C - 127359	A3-16-11	\$100,000	\$99,997	\$0 0	\$0 0	\$0 0	\$0 0	\$0 0	\$0 0	\$0 0
3DI, Inc	C - 127363	A3-16-12	\$134,000	\$128,158	\$0 0%	\$0 0%	\$0 0%	\$0 0%	\$0 0%	\$0 0%	\$0 0%

TASKS > \$150,000

Name of Firm	Contract	Task Order	Awarded \$		MBE \$ Percent	WBE \$ Percent	SBE \$ Percent	EBE \$ Percent	DVBE \$ Percent	OBE \$ Percent	LBE \$ Percent
DCSE	C - 127362	A3-16-01	\$15,293,000	\$10,741,520	\$3,308,757 31%	\$399,140 4%	\$0 0%	\$0 0%	\$0 0%	\$0 0%	\$0 0%
DCSE	C - 127362	A3-16-02	\$1,210,000	\$809,978	\$0 0%	\$0 0%	\$0 0%	\$0 0%	\$0 0%	\$0 0%	\$0 0%
DCSE	C - 127362	A3-16-03	\$1,106,838	\$1,106,838	\$0 0%	\$935,359 85%	\$0 0%	\$0 0%	\$0 0%	\$0 0%	\$0 0%
Inflection Point Solutions	C - 127373	A3-16-05	\$949,960	\$764,050	\$0 0%	\$566,280 74%	\$595,485 78%	\$0 0%	\$0 0%	\$0 0%	\$0 0%
3DI, Inc	C - 127363	A3-16-13	\$500,000	\$115,600	\$0 0%	\$0 0%	\$0 0%	\$0 0%	\$0 0%	\$0 0%	\$0 0%
CH2M Hill	C - 127359	A3-18-01	\$3,899,509	\$3,175,832	\$655,701 21%	\$646,043 20%	\$0 0%	\$0 0%	\$0 0%	\$339,556 11%	\$0 0%
CH2M Hill	C - 127359	A3-18-03	\$1,168,750	\$1,672,113	\$582,128 35%	\$0 0%	\$0 0%	\$0 0%	\$0 0%	\$88,770 5%	\$0 0%
CH2M Hill	C - 127359	A3-22-05	\$149,000	\$149,000	\$0 0%	\$0 0%	\$0 0%	\$0 0%	\$0 0%	\$0 0%	\$0 0%
TOTAL			\$24,805,975	\$19,013,345	\$4,668,506	\$2,546,822	\$754,207	\$28,299	\$0	\$436,645	\$0

Sub-consultant Participation	Pledged	Percent	Achieved To Date	Percent							
MBE	\$ 7,513,313	30.3%	\$ 4,668,506	24.6%							
WBE	\$ 2,403,817	9.7%	\$ 2,546,822	13.4%							
SBE	\$ 1,723,838	6.9%	\$ 754,207	4.0%							
EBE	\$ 116,875	0.5%	\$ 28,299	0.1%							
DVBE		0.0%	\$ -	0.0%							
OBE	\$ 600,514	2.4%	\$ 436,645	2.3%							
LBE		0.0%	\$ 0	0.0%							
TOTAL	\$24,805,975		\$19,013,345								

LA Sanitation On-call Contract Usage
Task Orders Less Than or Equal to \$150,000

TOS #	Awarded Consultant	Contract No.	Description	Justification	Execution Date	Expiration Date	Fund #	Account #	Contract Amount	Payment to date	Available	% Spent	Pledged Prime	Pledged MBE	Pledged WBE	Pledged SBE	Pledged EBE	Pledged DVBE	Pledged OBE
SN-001	Tetra Tech, Inc.	C-124331	Environmental Assessments for City of LA's Brownfield Program	Expertise	1/5/2015	Completed	526	50HM01	\$115,000	\$114,454	\$546	99.5%	100.0%	0.0%	0.0%	0.0%	0.0%	0.0%	0.0%
SN-008	Arcadis U.S., Inc.	C-124333	East West Valley Interceptor Sewer (EWVIS) Planning Study	Expertise	12/8/2014	Completed	761	50LGE4	\$149,500	\$148,500	\$0	100.0%	95.6%	0.0%	4.4%	0.0%	0.0%	0.0%	0.0%
SN-012	Brown & Caldwell	C-124326	Technical Services for Monitoring in the Upper Los Angeles River and the Santa Monica Bay Watersheds	Expertise	5/8/2015	Completed	760	50LX82	\$148,000	\$148,000	\$0	100.0%	40.7%	59.3%	0.0%	59.3%	0.0%	0.0%	0.0%
SN-013	Stantec Consulting Services, Inc.	C-124346	Engineering Services for InfoMaster Sewer Planning Tool	Expertise	1/6/2015	Completed	760	50LP82	\$140,000	\$140,000	\$0	100.0%	100.0%	0.0%	0.0%	0.0%	0.0%	0.0%	0.0%
SN-016	Arcadis U.S., Inc.	C-124333	North District Wastewater Maintenance Yard Relocation	Expertise	2/25/2015	Completed	760	50JP82	\$80,000	\$80,000	\$0	100.0%	91.8%	0.0%	8.2%	0.0%	0.0%	0.0%	0.0%
SN-018	CH2M Hill Engineers, Inc.	C-124343	Finished Water Disinfection Standard Study at TIWRP AWWP	Expertise	6/16/2015	Completed	760	50LX82	\$53,000	\$42,100	\$10,900	79.4%	100.0%	0.0%	0.0%	0.0%	0.0%	0.0%	31.1%
SN-022	Geosyntec Consultants, Inc.	C-124345	Development of Concept Reports of EWMP Projects	Expertise	5/4/2015	Completed	511	50C554	\$80,000	\$80,000	\$0	100.0%	100.0%	0.0%	0.0%	0.0%	0.0%	0.0%	0.0%
SN-025	TRC Solutions, Inc.	C-124330	Brownfield Program Assistance	Expertise	7/23/2015	Completed	586	50KMBP	\$100,000	\$94,287	\$5,713	94.3%	20.0%	80.0%	0.0%	0.0%	0.0%	0.0%	0.0%
SN-026	Hazen & Sawyer	C-124322	Air Treatment Facilities Optimization	Expertise	7/8/2015	Completed	761	50MGE4	\$135,000	\$130,224	\$4,776	96.5%	73.2%	4.5%	0.0%	4.5%	0.0%	0.0%	22.3%
SN-028	CDM Smith, Inc.	C-124342	Technical Services, Research and Analysis Regarding the Wastewater Flow Gauging use to Charge Burbank for Wastewater Services	Expertise	6/23/2016	Completed	760	50MX82	\$149,000	\$148,977	\$23	100.0%	35.5%	64.5%	0.0%	64.5%	0.0%	0.0%	0.0%
SN-031	CH2M Hill Engineers, Inc.	C-124343	Hollenbeck Park Lake Rehabilitation Feasibility Study	Expertise	6/5/2015	Completed	511	0	\$149,000	\$146,296	\$2,704	98.2%	32.2%	15.4%	0.0%	8.2%	0.0%	0.0%	44.1%
SN-033	WSP USA, Inc.	C-124336	Strategies and Support for Water Resources Systems	Expertise	7/21/2015	Completed	761	50MGE4	\$149,500	\$149,117	\$383	99.7%	5.0%	0.0%	95.0%	95.0%	0.0%	0.0%	0.0%
SN-036	Stantec Consulting Services, Inc.	C-124346	Hyperion Regional Water Reuse Alignment Study Phase II	Expertise	10/2/2015	Completed	760	50MP82	\$145,000	\$134,797	\$10,203	93.0%	46.2%	6.9%	0.0%	0.0%	0.0%	0.0%	46.9%
SN-046	Arcadis U.S., Inc.	C-124333	Vegetation Risk Assessment and Preliminary Design to Protect Trees at DCTWRP	Expertise	11/12/2015	Completed	760	50MP82	\$143,393	\$103,226	\$40,167	72.0%	80.9%	14.0%	5.0%	19.1%	14.0%	0.0%	0.0%
SN-048	Parsons W&I, Inc.	C-124344	HTP Recycle Water Market Rate Study	Expertise	2/2/2016	Completed	760	50MP82	\$146,949	\$146,949	\$0	100.0%	44.2%	0.0%	10.3%	0.0%	0.0%	0.0%	45.5%
SN-054	Arcadis U.S., Inc.	C-124333	East West Valley Interceptor Sewer (EWVIS) Concept Report	Expertise	4/19/2016	Completed	761	50LGE4	\$130,240	\$129,502	\$738	99.4%	90.8%	9.2%	0.0%	9.2%	0.0%	0.0%	0.0%
SN-055	HDR Engineering, Inc.	C-124340	Environmental Review and Analysis for the Lopez Canyon Equestrian Trails and Trail Head Project	Expertise	4/26/2016	12/31/2019	488	50LLG2	\$149,576	\$145,053	\$4,523	97.0%	100.0%	0.0%	0.0%	0.0%	0.0%	0.0%	0.0%

LA Sanitation On-call Contract Usage
Task Orders Less Than or Equal to \$150,000

TOS #	Awarded Consultant	Contract No.	Description	Justification	Execution Date	Expiration Date	Fund #	Account #	Contract Amount	Payment to date	Available	% Spent	Pledged Prime	Pledged MBE	Pledged WBE	Pledged SBE	Pledged EBE	Pledged DVBE	Pledged OBE
SN-056	TRC Solutions, Inc.	C-124330	Phase II Environmental Site Assessment for Wilmington Industrial Park Block 27	Expertise	4/13/2016	Completed	526	SOHM01	\$94,856	\$91,811	\$3,045	96.8%	24.2%	74.9%	0.0%	25.1%	0.0%	0.0%	0.0%
SN-059	Black & Veatch, Corp.	C-124323	NDMA Precursor Control Strategies for Direct Portable Reuse	Expertise	6/10/2016	12/10/2019	761	50MGE4	\$140,000	\$129,284	\$10,716	92.3%	64.3%	0.0%	0.0%	0.0%	0.0%	0.0%	35.7%
SN-060	AECOM Technical Services, Inc.	C-123237	LNG/CNG Evaluation & Recommendations	Expertise	10/11/2016	Completed	508	50MX82	\$112,161	\$112,161	\$0	100.0%	52.3%	0.0%	0.0%	8.9%	8.9%	0.0%	38.8%
SN-062	Tetra Tech, Inc.	C-124331	Los Angeles Green Arts Program Support Services	Expertise	7/11/2016	Completed	46D	50M998	\$150,000	\$20,710	\$129,290	13.8%	10.0%	0.0%	0.0%	0.0%	0.0%	0.0%	90.0%
SN-063	Tetra Tech, Inc.	C-124331	Los Angeles Green Lodging Program Support Services	Expertise	7/11/2016	Completed	46D	50M998	\$150,000	\$20,461	\$129,539	13.6%	10.0%	0.0%	0.0%	0.0%	0.0%	0.0%	90.0%
SN-066	CDM Smith, Inc.	C-124342	Evaluation and Structural Design of CLARTS Facility	Expertise	1/25/2017	Completed	47R	50KX52	\$147,343	\$147,343	\$0	100.0%	39.2%	28.8%	32.0%	60.8%	60.8%	0.0%	0.0%
SN-075	CH2M Hill Engineers, Inc.	C-124343	Stormwater Green Infrastructure Academy	Expertise	5/10/2017	Completed	511	50NSAN	\$119,994	\$119,706	\$268	99.8%	83.3%	0.0%	0.0%	8.3%	0.0%	0.0%	8.3%
SN-077	Black & Veatch, Corp.	C-124323	DCT Storage Tank Automation; Real Time Decision Support System (RT-DSS) for Wet Weather Operation	Expertise	5/30/2017	Completed	760	50NX82	\$145,000	\$144,998	\$2	100.0%	33.9%	0.0%	4.1%	4.1%	0.0%	0.0%	62.0%
SN-080	Black & Veatch, Corp.	C-124323	Force Main Leak and Gas Pocket Detection Inspection Pilot Study	Expertise	11/15/2017	Completed	760	50PX82	\$65,000	\$65,000	\$0	100.0%	21.5%	0.0%	5.4%	5.4%	0.0%	0.0%	73.1%
SN-083	CH2M Hill Engineers, Inc.	C-124343	IWMD L.A. Industry Outreach Events	Expertise	6/27/2017	11/1/2020	760	50NX82	\$148,110	\$146,331	\$1,779	98.8%	10.7%	0.0%	89.3%	0.0%	0.0%	0.0%	0.0%
SN-086	HDR Engineering, Inc.	C-124340	Sewer System Management Plan (SSMP) 5-Year Update	Expertise	8/7/2018	oncall	760	50PX82, Future Acct	\$149,500	\$149,430	\$70	100.0%	0.0%	0.0%	0.0%	0.0%	0.0%	0.0%	0.0%
SN-092	Stantec Consulting Services, Inc.	C-124346	Quality Assurance & Quality Control of Gauging Data	Expertise	4/26/2018	Completed	760	50PX82	\$149,879	\$149,879	\$0	100.0%	32.6%	0.0%	0.0%	0.0%	0.0%	0.0%	67.4%
SN-093	Tetra Tech, Inc.	C-124331	Concept Report Revisions for Three Downtown and Two Highland Park Low Flow Diversion Projects	Expertise	12/11/2017	Completed	100	TBD	\$149,518	\$149,518	\$0	100.0%	80.3%	19.7%	0.0%	19.7%	0.0%	0.0%	0.0%
SN-096	Tetra Tech, Inc.	C-124331	Stormwater Use Standards for Pennmar, Temescal and Mar Vista Proposition O Projects	Expertise	3/12/2018	Completed	16T	50FZAA	\$50,000	\$50,000	\$0	100.0%	82.4%	0.0%	17.6%	17.6%	0.0%	0.0%	0.0%
SN-101	Arcadis U.S., Inc.	C-124333	Honeywell DCS Support	Expertise	7/23/2018	1/22/2022	761	50PGE4	\$145,000	\$134,000	\$11,000	92.4%	16.6%	0.7%	0.0%	0.0%	0.0%	0.0%	82.8%
SN-103	CH2M Hill Engineers, Inc.	C-124343	Graphic Design Consultant	Staff Augmentation	11/13/2018	5/3/2022	511, 508, 760	TBD, 50PX82, 50PX82	\$68,520	\$49,513	\$19,007	72.3%	100.0%	0.0%	0.0%	0.0%	0.0%	0.0%	0.0%
SN-104	Atkins North America, Inc.	C-124325	Hyperion Water Reclamation Plant (HWRP) Process Modeling	Expertise	1/23/2019	1/23/2021	760	50RX82	\$149,868	\$149,868	\$0	100.0%	54.2%	0.0%	0.0%	0.0%	0.0%	0.0%	45.8%
SN-105	Arcadis U.S., Inc.	C-124333	Dynac SCADA System Maintenance and Support	Expertise	1/23/2019	1/23/2024	760	50RX82	\$145,000	\$134,430	\$10,570	92.7%	4.8%	0.0%	0.0%	0.0%	0.0%	0.0%	95.2%
SN-106	Black & Veatch, Corp.	C-124323	Revision of Industrial Waste Management Division's Environmental Compliance Inspector Training Manual	Expertise	4/15/2019	3/31/2021	760	50RX82	\$137,600	\$62,432	\$75,168	45.4%	10.0%	0.0%	90.0%	0.0%	0.0%	0.0%	0.0%

LA Sanitation On-call Contract Usage
Task Orders Less Than or Equal to \$150,000

TOS #	Awarded Consultant	Contract No.	Description	Justification	Execution Date	Expiration Date	Fund #	Account #	Contract Amount	Payment to date	Available	% Spent	Pledged Prime	Pledged MBE	Pledged WBE	Pledged SBE	Pledged EBE	Pledged DVBE	Pledged OBE
SN-111	Stamtec Consulting Services, Inc.	C-124346	Surveying Services for Solid Resources Processing and Construction Division (SRPCD) Construction Projects	Expertise	12/5/2019	7/22/2024	488, 508	50RLG2, 50RX82	\$149,000	\$111,227	\$ 37,773	74.6%	97.6%	15.1%	2.4%	16.9%	16.9%	1.9%	1.8%
SN-115	Tetra Tech, Inc.	C-124331	Evaluation and Assessment for Repair & Improvement of Permanent Household Hazardous Waste Collection Centers (aka S.A.F.E. Centers)	Expertise	6/1/2021	12/1/2021	567	50RX82	\$147,635	\$147,635	\$0	100.0%	54.2%	45.8%	0.0%	0.0%	0.0%	0.0%	0.0%
SN-124	Larry Walker Associates, Inc.	C-124334	Support for TMDL Monitoring & Reporting - LA River Watershed	Expertise	9/9/2021	7/22/2024	760	50TX82	\$148,500	\$148,466	\$ 34	100.0%	0.00%	18.00%	54.00%	25.00%	22.00%	15.00%	20.00%
SN-142	Larry Walker Associates, Inc.	C-124334	Urban Lakes Bacteria Monitoring Program	Expertise	2/10/2022	7/22/2024	60W	50T566	\$ 149,500		\$ 44	0.0%	60.00%	8.00%	71.00%	10.00%	5.00%	3.00%	19.00%
SN-143	CDM Smith, Inc.	C-124342	Citywide Trash TMDL Administrative Compliance	Expertise	2/8/2022	7/22/2024	60W	50V566	\$ 148,950	\$ 136,960	\$ 11,990	92.0%	10.04%	89.96%	0.00%	0.00%	0.00%	0.00%	0.00%
SN-147	CDM Smith, Inc.	C-124342	CLARTS Roof Replacement, Solar Panel Installation & Rehabilitation	Expertise	5/26/2022	7/22/2024	47R/60M	TBD	\$ 149,000	\$ -	\$ 149,000	0.0%	89.10%	0.00%	0.00%	0.00%	0.00%	0.00%	10.90%
SN-159	AECOM Technical Services, Inc.	C-124327	Evaluation of Ozonation and Biological Activated Carbon	Expertise	12/20/2022	7/22/2024	761	50_GC3	\$ 121,000	\$ 36,300	\$ 84,700	30.0%	84.71%	0.00%	15.29%	0.00%	0.00%	0.00%	0.00%
SN-171	Hazen & Sawyer	C-124322	Stormwater Compliance Strategy Development	Expertise	4/19/2023	7/22/2024	511	TBD	\$ 140,000	\$ -	\$ 140,000	0.0%	49.14%	0.00%	24.64%	7.14%	7.14%	7.64%	67.50%
SN-172	HDR Engineering, Inc.	C-124340	Sewer System Management Plan (SSMP) Audit & Update	Expertise	10/3/2023	7/22/2024	760	TBD	\$ 133,700	\$ -	\$ 133,700	0.0%	96.26%	0.00%	3.74%	0.00%	0.00%	0.00%	0.00%
SN-173	TRC Solutions, Inc.	C-124330	Avenue 34 Redevelopment	Expertise	11/14/2023	7/22/2024	556	TBD	\$ 120,000	\$ -	\$ 120,000	0.0%	42.28%	0.00%	45.76%	0.00%	0.00%	6.57%	0.00%
SN-174	Tetra Tech, Inc.	C-124331	Pre-Design for Harbor Refuse Collection Yard	Expertise	9/12/2023	7/22/2024	508	50TX82	\$ 140,000	\$ -	\$ 140,000	0.0%	77.34%	5.28%	17.41%	22.66%	22.66%	5.26%	0.00%
SN-175	Tetra Tech, Inc.	C-124331	Design and Permitting Harbor Refuse Collection Yard	Expertise	9/12/2023	7/22/2024	508	50TX82	\$ 140,000	\$ -	\$ 140,000	0.0%	94.74%	5.26%	0.00%	5.26%	5.26%	5.26%	0.00%
SN-176	Arcadis U.S., Inc.	C-124333	CLARTS Roof Project	Expertise	10/31/2023	7/22/2024	47R	50S/X82	\$ 149,000	\$ -	\$ 149,000	0.0%	36.88%	63.80%	20.13%	60.44%	13.42%	0.00%	0.00%
SN-177	Tetra Tech, Inc.	C-124331	Landfill Flare Repairs and Maintenance	Expertise	4/16/2023	7/22/2024	488	TBD	\$ 149,774	\$ -	\$ 149,774	0.0%	20.39%	0.00%	0.00%	79.61%	0.00%	0.00%	0.00%
	TOTAL								\$6,566,566	\$4,689,944	\$1,727,166	71.4%							

**LA Sanitation On-call Contract Usage
Task Orders Greater than \$150K**

TOS #	Awarded Consultant	Contract No.	Description	Justification	Execution Date	Expiration Date	Fund #	Account #	Contract Amount	Payment to date	Available	% Spent	Pledged Prime	Pledged MBE	Pledged WBE	Pledged SBE	Pledged EBE	Pledged DVBE	Pledged OBE
SN-002A	Tetra Tech, Inc.	C-124331	Sewer Planning Support Services	Expertise & Staff Augmentation	11/21/2014	Completed	761	50LGE4	\$2,600,000	\$2,404,610	\$195,391	92.5%	22.9%	49.9%	0.0%	25.9%	0.0%	0.0%	1.3%
SN-002B	Brown & Caldwell	C-124326	Public Outreach & GIS Enterprise Support	Expertise & Staff Augmentation	11/21/2014	Completed	761	50LGE4 50NGE4	\$2,800,000	\$2,719,134	\$80,866	97.1%	52.3%	26.6%	20.1%	20.1%	20.1%	0.0%	1.1%
SN-002C	CDM Smith, Inc.	C-124342	Sewer Condition Assessment	Expertise & Staff Augmentation	11/21/2014	Completed	761	50LGE4 Future Budget	\$2,600,000	\$2,518,873	\$81,127	96.9%	10.4%	16.5%	20.0%	20.0%	20.0%	0.0%	53.1%
SN-003	AECOM Technical Services, Inc.	C-124327	Implementation of Zonar Fleet Optimization Program	Expertise & Staff Augmentation	7/8/2015	Completed	508	50K997	\$2,703,576	\$670,745	\$2,032,831	24.8%	30.5%	5.9%	6.1%	12.0%	12.0%	0.0%	57.5%
SN-004	CH2M Hill Engineers, Inc.	C-124343	MIKE Urban Hydrodynamic Model Revalidation	Expertise	8/25/2015	Completed	761	50LGE4	\$480,000	\$480,000	\$0	100.0%	15.3%	10.9%	5.6%	13.0%	13.0%	0.0%	68.1%
SN-005	Tetra Tech, Inc.	C-124331	GIS Support for Implementation of Routing Programs	Expertise & Staff Augmentation	2/13/2015	Completed	508	50L997	\$5,559,718	\$5,489,817	\$69,901	98.7%	6.5%	44.5%	45.1%	58.6%	58.6%	0.0%	0.0%
SN-006	CH2M Hill Engineers, Inc.	C-124343	Implementation Support Services for the Exclusive Commercial and Multi-family Home Solid Waste Franchise	Expertise	1/9/2015	7/22/2024	46D	50L998	\$16,758,000	\$16,690,854	\$67,146	99.6%	28.7%	66.7%	2.5%	7.1%	3.9%	0.0%	1.1%
SN-007	Tetra Tech, Inc.	C-124331	Environmental Assessment and Baseline Study for Donald C Tillman Water Reclamation Plant Lease Renewal	Expertise	2/25/2015	7/22/2021	761	50LGE4 50NGE4	\$324,997	\$308,943	\$16,054	95.1%	94.3%	0.0%	5.7%	5.7%	5.7%	0.0%	0.0%
SN-009	TRC Solutions, Inc.	C-124330	Wastewater Collection Flow Gauging Service 2	Expertise	1/20/2015	Completed	761	50LGE4	\$825,000	\$414,257	\$210,743	66.3%	21.0%	0.0%	2.0%	2.0%	2.0%	0.0%	77.0%
SN-011	Tetra Tech, Inc.	C-124331	Franchise Information System (FIS) Implementation and Integration	Expertise	3/9/2015	7/22/2021	46D	50L998 50M998	\$5,073,000	\$5,052,874	\$20,126	99.6%	16.4%	83.6%	0.0%	15.9%	15.9%	0.0%	14.1%
SN-014	Carollo Engineers, Inc.	C-124324	On-Call Environmental Services to Support City's Brownfields Program	Expertise	2/11/2015	Completed	526	50LMWA 50KMBB	\$400,000	\$321,587	\$78,413	80.4%	23.3%	1.8%	10.0%	76.8%	75.0%	0.0%	0.0%
SN-017	Carollo Engineers, Inc.	C-124324	One Water LA Plan Phase 2	Expertise	8/19/2015	Completed	761	50MGE4 & Future Budget	\$6,802,000	\$6,751,985	\$50,015	99.3%	53.9%	1.0%	8.6%	8.1%	1.0%	0.0%	35.3%
SN-019	Brown & Caldwell	C-124326	DCT Groundwater Replenishment Advanced Water Purification Facility Pilot Study	Expertise	6/30/2015	Completed	761	50LGE4	\$2,986,189	\$2,986,189	\$0	100.0%	43.5%	22.0%	1.0%	44.4%	22.4%	0.0%	12.1%
SN-020	Arcadis U.S., Inc.	C-124333	Westinghouse Distributed Process Family (WDPF) System's Support at Hyperion Wastewater Treatment Plant	Expertise	6/30/2019	Completed	760	50LX82 50NX82	\$510,000	\$351,448	\$158,552	68.9%	5.0%	0.0%	0.0%	0.0%	0.0%	0.0%	95.0%
SN-021	Larry Walker Associates, Inc.	C-124334	Specialized and Expert Services for Total Maximum Daily Load (TMDL) and Related Regulatory Support	Expertise	6/3/2015	Completed	760	50LX82 Future Budget	\$1,500,000	\$1,499,996	\$4	100.0%	40.0%	18.0%	4.0%	71.0%	30.0%	3.0%	18.0%
SN-023	TRC Solutions, Inc.	C-124330	Environmental Monitoring Support Services	Expertise	6/30/2015	7/22/2024	760	50MX82 Future Budget	\$9,308,895	\$4,518,360	\$4,790,535	48.5%	74.6%	7.0%	13.6%	22.2%	3.1%	0.0%	39.1%
SN-029	Arcadis U.S., Inc.	C-124333	Development of Clean Water Campus Building	Expertise	1/6/2016	12/31/2022	761	50MGE4 50RGC3	\$3,829,500	\$2,668,192	\$1,161,308	69.7%	61.2%	5.6%	7.2%	11.1%	10.9%	0.4%	25.7%

**LA Sanitation On-call Contract Usage
Task Orders Greater than \$150K**

TOS #	Awarded Consultant	Contract No.	Description	Justification	Execution Date	Expiration Date	Fund #	Account #	Contract Amount	Payment to date	Available	% Spent	Pledged Prime	Pledged MBE	Pledged WBE	Pledged SBE	Pledged EBE	Pledged DVBE	Pledged OBE
SN-030	Arcadis U.S. Inc.	C-124333	Construction Management Consultation Support for CLARTS Stormwater and Safety Improvements	Expertise	10/7/2015	Completed	55L, 47R	50LU35, 50PX82	\$1,328,550	\$843,688	\$384,862	71.0%	87.9%	11.4%	2.3%	1.6%	0.0%	0.0%	12.2%
SN-032	TRC Solutions, Inc.	C-124330	Technical Services for Catch Basin Phase IV for City of Los Angeles' TMDLs - Machado Lake Trash TMDL	Expertise	3/29/2016	Completed	16V	50KZAA	\$300,000	\$295,586	\$4,414	98.5%	19.5%	80.5%	0.0%	0.0%	0.0%	0.0%	0.0%
SN-034	Larry Walker Associates, Inc.	C-124334	Enhanced Watershed Management Programs and MS4 Permit Compliance	Expertise	10/16/2015	Completed	511	50M565	\$2,199,000	\$1,717,287	\$481,713	78.1%	39.0%	16.0%	4.0%	66.0%	25.0%	3.0%	23.0%
SN-035	Kennedy/Jenks, Inc.	C-124339	Treatment Plant Planning Support	Expertise	4/4/2016	7/21/2021	761	50MGE4, 50RGC3, Future Budget	\$4,000,000	\$3,742,653	\$257,347	93.6%	44.6%	10.5%	16.1%	18.5%	13.2%	0.4%	20.7%
SN-039	Carollo Engineers, Inc.	C-124324	Specialized and Expert Services for Proposition O Projects Optimization	Expertise	8/1/2015	Completed	16T	50KYAF	\$1,305,572	\$1,305,572	\$0	100.0%	43.5%	13.9%	3.1%	13.9%	13.9%	0.0%	39.5%
SN-040	AECOM Technical Services, Inc.	C-124327	Chief Sustainability Officers Mobilization and Management Network	Expertise	11/2/2015	Completed	760	50MX82, 50NX82	\$372,673	\$288,377	\$84,296	77.4%	93.3%	6.7%	0.0%	6.7%	6.7%	0.0%	0.0%
SN-041	Geosyntec Consultants, Inc.	C-124345	University Park Ran Gardens Pilot Study	Expertise	12/22/2015	Completed	511	50KSAA	\$510,000	\$510,000	\$0	100.0%	37.6%	58.5%	3.9%	58.5%	58.5%	0.0%	0.0%
SN-042	Brown & Caldwell	C-124326	NEIS Division Street Shaft Site Remediation	Expertise	8/25/2015	7/22/2022	760	50LP82, 50NP82, 50PX82	\$1,724,802	\$1,580,030	\$144,772	91.6%	52.3%	23.1%	0.0%	0.0%	1.3%	0.0%	15.5%
SN-043	Tetra Tech, Inc.	C-124331	Pilot-to-Scale Stormwater Capture Initiative	Expertise	10/1/2015	Completed	511	50K554, 50L554	\$623,650	\$614,124	\$9,526	98.5%	41.8%	0.0%	0.0%	0.0%	0.0%	0.0%	58.2%
SN-044	Larry Walker Associates, Inc.	C-124334	Specialized and Expert Regulatory Services	Expertise	12/9/2019	7/22/2024	760	50MX82 & Future Budget	\$6,400,000	\$3,917,262	\$2,482,738	61.2%	21.3%	2.8%	3.6%	29.9%	4.5%	0.4%	7.4%
SN-045	CH2M Hill Engineers, Inc.	C-124343	Implementation of Hollenbeck Park Lake Rehabilitation Project	Expertise	1/27/2016	7/22/2021	511	50LSAE	\$800,000	\$450,501	\$349,499	56.3%	80.4%	12.5%	4.0%	0.0%	0.0%	0.0%	0.0%
SN-047	Geosyntec Consultants, Inc.	C-124345	Development of Stormwater Management for Public Right-of-Way Projects Handbook	Expertise	8/1/2016	8/30/2019	511	3040, 50LX65	\$610,000	\$524,639	\$85,361	86.0%	65.8%	13.8%	4.4%	18.2%	18.2%	0.0%	16.0%
SN-049	Arcadis U.S. Inc.	C-124333	Wet Weather Design Storm & Per Capita Rate Analysis	Expertise	4/28/2016	Completed	761	50MGE4	\$230,027	\$230,027	\$0	100.0%	36.9%	0.0%	52.6%	7.0%	7.0%	0.0%	10.5%
SN-051	WSP USA, Inc.	C-124336	Sustainable Water Resources Planning Support	Expertise	4/22/2016	Completed	761	50MGE4, 50PGE4	\$600,000	\$569,130	\$10,870	98.2%	6.8%	6.7%	86.6%	86.6%	0.0%	0.0%	0.0%
SN-052	CH2M Hill Engineers, Inc.	C-124343	Management Support for LAWNS	Expertise	2/3/2016	Completed	761	50MGE5	\$1,100,000	\$997,150	\$102,850	90.6%	40.0%	29.5%	18.4%	47.9%	47.9%	0.0%	12.1%
SN-053	Carollo Engineers, Inc.	C-124324	LASAN Program Management Support Services	Expertise	6/1/2016	7/22/2024	100, 508, 511, 760, 761	50MGE4, 50MX82, 50LX82, 50M565	\$124,420,000	\$85,565,386	\$58,854,614	52.7%	93.2%	16.7%	2.7%	8.9%	5.3%	0.4%	20.4%
SN-057	HDR Engineering, Inc.	C-124340	Analysis of a Proposed Solid Resources Joint Partnership Plan & Related Support	Expertise	10/17/2016	Completed	508	50LX82	\$329,000	\$219,775	\$109,226	66.8%	65.5%	10.5%	11.9%	21.0%	21.0%	6.0%	12.1%

LA Sanitation On-call Contract Usage
Task Orders Greater than \$150K

TOS #	Awarded Consultant	Contract No.	Description	Justification	Execution Date	Expiration Date	Fund #	Account #	Contract Amount	Payment to date	Available	% Spent	Pledged Prime	Pledged MBE	Pledged WBE	Pledged SBE	Pledged EBE	Pledged DVBE	Pledged OBE
SN-061	Tetra Tech, Inc.	C-124331	Specialized Support For The Generation of Data Required By The Coordinated Integrated Monitoring Programs (CIMPs)	Expertise	9/9/2016	9/8/2021	760, 511	50MP&2	\$1,900,000	\$1,900,000	\$0	100.0%	40.7%	10.7%	3.0%	30.7%	3.9%	1.0%	28.7%
SN-064	APTIM Environmental & Infrastructure, Inc.	C-124337	Residual Food Scrap In-Sink Disposal Pilot Program	Expertise	5/31/2017	Completed	556	50NX&2	\$2,000,000	\$1,425,650	\$574,350	71.3%	57.1%	4.5%	0.0%	38.4%	17.7%	19.6%	4.5%
SN-067	Tetra Tech, Inc.	C-124331	Completion of the Residential Commingled Food Scrap Collection Pilot	Expertise	8/23/2018	12/31/2021	508	50LX&2	\$3,000,000	\$2,691,421	\$308,579	89.7%	87.0%	11.5%	11.5%	11.5%	11.5%	0.0%	6.4%
SN-070	WSP USA, Inc.	C-124336	Wilmington Urban Greening Plan	Expertise	11/20/2017	11/20/2019	511	50L517	\$250,000	\$85,200	\$184,800	26.1%	16.0%	76.0%	4.0%	76.0%	0.0%	0.0%	4.0%
SN-071A	Brown & Caldwell	C-124326	Structural Condition Assessment of the North Outfall Sewer Pipes	Expertise	5/22/2017	Completed	761	50NGE4, Future Budget	\$1,433,000	\$1,394,122	\$38,878	97.3%	46.5%	13.6%	2.4%	5.2%	3.5%	0.0%	59.6%
SN-071B	CDM Smith, Inc.	C-124342	Structural Condition Assessment of the North Outfall Sewer	Expertise	5/22/2017	Completed	761	50NGE4, Future Budget	\$1,067,000	\$977,187	\$89,813	91.6%	33.5%	0.6%	1.5%	1.5%	1.5%	0.0%	64.5%
SN-072	Geosyntec Consultants, Inc.	C-124345	San Fernando Valley Green Street Network Evaluation Van Nuys Boulevard	Expertise	9/25/2017	12/31/2021	511, 57D	50NS&0, 22L9HT, 22S9HT, 22L9KN	\$5,986,194	\$5,811,115	\$175,079	97.1%	43.6%	33.9%	0.8%	36.0%	36.0%	0.5%	21.1%
SN-073	Geosyntec Consultants, Inc.	C-124345	Optimization of 8 Proposition O Projects	Expertise	4/18/2018	12/30/2022	16T	50MYAF	\$2,416,000	\$489,265	\$1,926,735	20.3%	46.1%	20.5%	4.9%	40.9%	20.5%	3.0%	10.0%
SN-079	Larry Walker Associates, Inc.	C-124334	Donald C. Tillman Water Reclamation Plant (DCTWRP) Advanced Water Purification Facility (AWPP)/Ground Water Replenishment (GWR) Technical Assessment Development and Services	Expertise	8/31/2017	11/30/2019	760	50PX&2	\$375,000	\$286,975	\$88,025	76.5%	45.7%	0.0%	17.5%	88.0%	42.3%	0.0%	0.0%
SN-081	AECOM Technical Services, Inc.	C-124237	San Fernando Relief Sewer Concept Study (Doran to Division Street)	Expertise	12/11/2017	Completed	761	50PGE4	\$241,308	\$241,308	\$0	100.0%	49.2%	37.3%	13.5%	13.5%	13.5%	0.0%	0.0%
SN-082	CDM Smith, Inc.	C-124342	East West Valley Interceptor Sewer (EWVIS) Environmental Impact Report (EIR)	Expertise	10/31/2018	Completed	761	50RGC3	\$383,547	\$371,990	\$11,557	97.0%	52.9%	10.6%	7.2%	36.6%	30.0%	0.0%	0.0%
SN-084	Larry Walker Associates, Inc.	C-124334	Specialized Services for CIMP Implementation and Watershed Characterization	Expertise	10/20/2017	11/3/2022	760, 511	50NX&2, 50N565, 50P565	\$3,150,000	\$3,149,981	\$19	100.0%	37.1%	9.6%	2.6%	48.6%	7.7%	2.6%	10.9%
SN-085	Tetra Tech, Inc.	C-124331	Community Involvement and Project Mitigation Support for the Clean Water (Wastewater) Program	Expertise	7/25/2018	6/30/2024	761	50PGE4	\$3,000,000	\$3,323,280	(\$323,280)	110.8%	21.8%	41.8%	3.1%	3.9%	3.9%	0.0%	0.0%
SN-087	Slamec Consulting Services, Inc.	C-124346	Brownfields Program Support Services	Expertise	12/18/2017	6/22/2024	556	50PX&2	\$309,000	\$177,402	\$131,598	57.4%	93.2%	2.9%	3.1%	3.7%	2.2%	0.0%	5.0%
SN-089A	Tetra Tech, Inc.	C-124331	Sewer Advanced Planning & GIS Enterprise	Expertise	11/16/2018	7/22/2024	761	50RGC3	\$4,000,000	\$3,358,504	\$641,496	84.0%	70.3%	23.3%	0.0%	6.4%	0.0%	0.0%	0.0%

LA Sanitation On-call Contract Usage
Task Orders Greater than \$150K

TOS #	Awarded Consultant	Contract No.	Description	Justification	Execution Date	Expiration Date	Fund #	Account #	Contract Amount	Payment to date	Available	% Spent	Pledged Prime	Pledged MBE	Pledged WBE	Pledged SBE	Pledged EBE	Pledged DVBE	Pledged OBE
SN-089B	Stantec Consulting Services, Inc.	C-124346	Sewer Advanced Planning & GIS Enterprise	Expertise	11/16/2018	7/22/2024	761	50RGC3	\$4,000,000	\$2,670,947	\$1,329,053	66.8%	6.0%	25.3%	62.5%	65.3%	0.0%	0.0%	6.3%
SN-090	D R Consultants & Designers	C-124341	Wastewater Program Operational and Maintenance Support During Control Systems Start-up & Commissioning	Expertise & Staff Augmentation	6/18/2018	Completed	761	50PGE4, Future Fund	\$6,500,000	\$6,392,271	\$107,729	98.3%	32.6%	12.7%	8.6%	84.6%	45.3%	0.0%	0.0%
SN-091A	Brown & Caldwell	C-124326	Phase II of the North Outfall Sewer Condition Assessment	Expertise	5/2/2022	7/22/2024	761	50PGE4	\$2,845,000	\$2,835,416	\$9,584	99.7%	48.5%	0.0%	0.0%	2.3%	0.0%	0.0%	49.2%
SN-091B	CDM Smith, Inc.	C-124326	Phase II of the North Outfall Sewer Condition Assessment	Expertise	12/28/2018	7/22/2024	761	50PGE4	\$1,881,600	\$955,883	\$925,717	50.8%	60.1%	14.0%	4.0%	18.0%	4.0%	0.0%	54.5%
SN-091C	HDR Engineering, Inc.	C-124340	Phase II of the North Outfall Sewer Condition Assessment	Expertise	11/5/2019	7/22/2024	761	50PGE4	\$380,000	\$102,746	\$277,254	27.0%	0.0%	0.0%	0.0%	0.0%	0.0%	0.0%	0.0%
SN-094	Hazen & Sawyer	C-124322	Hollenbeck Park Lake Rehabilitation and Stormwater Management Project Services	Expertise	2/25/2020	2/25/2023	100	00P379	\$1,000,000	\$697,016	\$302,984	69.7%	46.7%	8.9%	9.5%	18.2%	16.7%	0.0%	5.4%
SN-95A	Larry Walker Associates, Inc.	C-124334	Specialized and Expert Services for Total Maximum Daily Load (TMDL) and Regulatory Support Concerning Wastewater	Expertise	5/22/2019	7/22/2024	760	50PX82	\$1,350,000	\$1,347,037	\$2,963	99.8%	53.0%	18.0%	4.0%	37.0%	22.0%	3.0%	10.0%
SN-95B	Tetra Tech, Inc.	C-124331	Specialized and Expert Services for Total Maximum Daily Load (TMDL) and Regulatory Support Concerning Wastewater	Expertise	5/22/2019	2/15/2022	760	50PX82	\$650,000	\$649,993	\$8	100.0%	47.2%	20.0%	2.0%	33.8%	26.8%	24.8%	59.2%
SN-098, SN-097, SN-098, SN-099	Geosyntec Consultants Inc.	C-124345	San Fernando Valley Green Street -Lankershim Boulevard -Agnes Avenue -Victoria Boulevard -Glenoaks Boulevard	Expertise	10/16/2019	5/3/2023	511	50NS80, 50RS80	\$14,200,000	\$14,014,597	\$185,403	98.7%	25.0%	23.6%	4.1%	24.9%	21.9%	1.9%	46.6%
SN-100	Woodard & Curran	C-124335	Rancho Park Satellite Facility Feasibility Study	Expertise	4/10/2019	2/28/2020	761	50RGC3	\$300,000	\$206,726	\$93,274	68.9%	73.7%	4.7%	5.0%	26.3%	11.7%	0.0%	0.0%
SN-102	AECOM Technical Services, Inc.	C-124327	Hyperion Water Reclamation Plant (HWRP) Acute Toxicity and Ammonia Study and Workplan	Expertise	12/10/2018	10/1/2023	760	50RX82	\$751,692	\$521,813	\$229,879	69.4%	96.7%	3.3%	0.0%	3.3%	3.3%	3.3%	13.7%
SN-108	Tetra Tech, Inc.	C-124331	Technical Support for Data Management and Analysis Tools	Expertise	5/20/2020	7/22/2024	760	50SX82	\$700,000	\$479,111	\$220,889	68.4%	58.8%	26.0%	4.0%	35.6%	31.6%	13.6%	5.6%
SN-110	Larry Walker Associates, Inc.	C-124334	Specialized Regulatory and Technical Services for MS4 Permit, TMDLs, and EWMFs Compliance	Expertise	2/21/2020	2/21/2023	511	50R565, 50S565, TBD	\$975,000	\$974,949	\$51	100.0%	96.0%	9.0%	4.0%	32.0%	32.0%	3.0%	16.0%
SN-112	CH2M Hill Engineers, Inc.	C-124343	recycLA Waste Characterization	Expertise	1/14/2021	7/22/2024	100	100/82/003030	\$1,260,000	\$927,346	\$	73.6%	22.7%	77.3%	0.0%	0.0%	0.0%	0.0%	0.0%

LA Sanitation On-call Contract Usage
Task Orders Greater than \$150K

TOS #	Awarded Consultant	Contract No.	Description	Justification	Execution Date	Expiration Date	Fund #	Account #	Contract Amount	Payment to date	Available	% Spent	Pledged Prime	Pledged MBE	Pledged WBE	Pledged SBE	Pledged EBE	Pledged DVBE	Pledged OBE
SN-113A	Tetra Tech, Inc.	C-124331	LA Green Business Certification Program	Expertise	9/22/2022	7/22/2024	46D	46D/50/50W/98	\$717,000	\$218,898	\$ 498,102	30.5%	75.8%	24.2%	0.0%	24.2%	0.0%	0.0%	0.0%
SN-113B	Arcadis U.S., Inc.	C-124333	LA Green Business Certification Program	Expertise	9/22/2022	7/22/2024	46D	46D/50/50W/98	\$388,500	\$99,693	\$ 288,807	25.7%	5.5%	5.3%	40.7%	47.3%	47.3%	1.3%	33.2%
SN-114	Stantec Consulting Services, Inc.	C-124346	Pico Union Remediation and Related Services	Expertise	10/1/2019	12/10/2021	57D	22L9TN	\$413,618	\$0	\$413,618	0.0%	50.3%	5.4%	22.2%	43.0%	15.3%	3.6%	6.7%
SN-117	Geosyntec Consultants, Inc.	C-124345	Landfill Post Closure Maintenance Updates (Title 27)	Expertise	1/1/2021	7/22/2024	488	50RLG2	\$249,700	\$31,753	\$217,947	12.7%	0.0%	0.0%	5.0%	5.0%	0.0%	0.0%	0.0%
SN-118	Geosyntec Consultants, Inc.	C-124345	Kitt hawk Avenue and Slau son Boulevard Green Stormwater Infrastructure Project	Expertise	12/13/2019	Completed	511, 760	TBD, 50SP62	\$1,675,370	\$1,675,370	\$ -	100.0%	29.33%	44.03%	1.52%	4.82%	2.28%	2.54%	15.47%
SN-119	Hazen & Sawyer	C-124322	Machado Lake Optimization	Expertise	12/6/2022	7/22/2024	16V	50TYAH	\$4,180,000	\$0	\$ 4,180,000	0.0%	28.16%	20.96%	3.21%	33.59%	32.51%	2.01%	27.37%
SN-129A	Brown & Caldwell	C-124325	Large Diameter Sewer Pipe Structural Assessment	Expertise	2/27/2024	7/22/2024	0	0	\$400,000	\$0	\$400,000	0.0%	49.82%	0.00%	5.71%	13.50%	0.00%	0.00%	31.17%
SN-129B	TRC Solutions, Inc.	C-124326	Large Diameter Sewer Pipe Structural Assessment	Expertise	2/27/2024	7/22/2024	0	0	\$600,000	\$0	\$600,000	0.0%	49.16%	0.00%	0.00%	20.86%	20.86%	0.00%	49.98%
SN-130	Larry Walker Associates, Inc.	C-124334	Zinc Recalculation Study	Expertise	3/23/2022	7/22/2024	63F	County	\$500,000	\$204,550	\$295,450	40.9%	-0.91%	4.00%	40.00%	21.00%	21.00%	4.00%	39.00%
SN-135	CDM Smith, Inc.	C-124326	Operation & Maintenance of Urban Lakes Real-Time Monitoring Systems	Expertise	4/12/2023	7/22/2024	60W	50V566	\$780,000	\$0	\$780,000	0.0%	36.22%	61.60%	2.18%	61.60%	61.60%	61.60%	0.00%
SN-139	CDM Smith, Inc.	C-124342	Watershed Public Education & Community Outreach	Expertise	4/14/2023	7/22/2024	511, 60W	50_565, 50_X66	\$1,100,000	\$0	\$1,100,000	0.0%	22.04%	12.27%	13.21%	72.05%	101.61%	0.00%	0.45%
SN-144	CDM Smith, Inc.	C-124342	Project Site Identification for NPDES MS4 Permit Compliance	Expertise	12/6/2022	7/22/2024	60W	50T566	\$ 270,710	\$ 270,710	\$ -	100.0%	87.44%	0.00%	7.39%	3.32%	3.32%	3.32%	1.85%
SN-148	HDR Engineering, Inc.	C-124340	Green Waste Processing Facilities Public Outreach and Technical Services	Expertise	11/30/2022	7/22/2024	508	50VX82	\$ 399,000	\$ 47,715	\$ 351,285	12.0%	91.85%	0.00%	8.15%	8.15%	0.00%	8.15%	18.80%
SN-150	APTIM Environmental & Infrastructure, Inc.	C-124337	Reusable Foodware Program	Expertise	11/30/2022	7/21/2024	46D	50VX82	\$ 1,000,000	\$ -	\$ 1,000,000	0.0%	80.80%	0.00%	0.00%	2.40%	2.40%	0.00%	16.80%
SN-152	Parsons W&I, Inc.	C-124344	HWRP Electrical Systems Evaluation	Expertise	9/28/2023	7/22/2024	761	50_GC3	\$ 1,081,000	\$ -	\$ 1,081,000	0.0%	59.65%	3.47%	0.00%	43.61%	0.00%	0.00%	0.00%
SN-153	Stantec Consulting Services, Inc.	C-124346	Water Reclamation Plant Support	Expertise	4/13/2023	7/22/2024	761	50_GC3	\$ 2,400,000	\$ 696,343	\$ 2,400,000	29.0%	60.63%	10.83%	5.21%	17.50%	10.21%	0.00%	17.50%
SN-158	Black & Veatch, Corp.	C-124323	Clean Water System Rate Action and Outreach Report	Expertise	2/8/2023	7/22/2024	760	50WX82	\$ 1,500,000	\$ -	\$ 1,500,000	0.0%	40.97%	0.00%	59.03%	59.03%	59.03%	0.00%	0.00%
SN-161	Arcadis U.S., Inc.	C-124333	Digester Gas Collection, Conveyance & Storage System Assessment Study	Expertise	8/25/2023	7/22/2024	761	50WGC3	\$ 395,000	\$ -	\$ 395,000	0.0%	72.27%	18.49%	9.24%	9.24%	0.00%	0.00%	0.00%
SN-164	AECOM Technical Services, Inc.	C-124327	WVide Resiliency and Vulnerability Assessment and Mitigation Program	Expertise	9/7/2023	7/22/2024	761	TBD	\$ 1,500,000	\$ -	\$ 1,500,000	0.0%	58.67%	14.33%	2.33%	13.33%	6.67%	2.00%	2.67%

LA Sanitation On-call Contract Usage
Task Orders Greater than \$150K

TOS #	Awarded Consultant	Contract No.	Description	Justification	Execution Date	Expiration Date	Fund #	Account #	Contract Amount	Payment to date	Available	% Spent	Pledged Prime	Pledged MBE	Pledged WBE	Pledged SBE	Pledged EBE	Pledged DVBE	Pledged OBE
SN-165	Stantec Consulting Services, Inc.	C-124346	Emergency Storage Facility for Digested Sludge or Biosolids Study	Expertise	3/2/2024	7/22/2024	761	TBD	\$ 220,000	\$ -	\$ 220,000	0.0%	78.06%	0.00%	21.94%	21.94%	21.94%	0.00%	0.00%
SN-166	Parsons W&I, Inc.	C-124344	HWRP Headworks Equipment Screening System Assessment	Expertise	11/27/2023	7/22/2024	761	50_GC3	\$ 762,199	\$ -	\$ 762,199	0.0%	80.37%	6.64%	0.00%	13.31%	0.00%	0.00%	6.36%
	TOTAL								\$298,550,586	\$201,023,332	\$98,223,597	67.3%							

3/31/2024 LA SANITATION PSCS ORAL REPORT FOR WASTEWATER, STORMWATER, AND SOLID RESOURCES PROGRAMS

3. Task Order Solicitation Update (Policy #793)

Awarded Consultant	Contract No.	Contract Amount	Payment to Date	% Spent	Pledged Sub-consultant Participation Credit						
					Prime	MBE	WBE	SBE	EBE	DVBE	OBE
AECOM Technical Services, Inc. APTIM Environmental & Infrastructure, Inc.	C-124327	\$5,802,409	\$1,870,703	32.2%	52.7%	8.9%	4.3%	10.6%	8.9%	0.9%	30.0%
	C-124337	\$3,000,000	\$1,425,650	47.5%	65.0%	3.0%	0.0%	26.4%	12.6%	13.1%	8.6%
Arcadis U.S., Inc. Atkins North America, Inc.	C-124333	\$7,623,710	\$5,023,706	65.9%	58.6%	7.7%	8.8%	10.7%	9.0%	0.3%	26.8%
	C-124325	\$149,868	\$149,868	100.0%	54.2%	0.0%	0.0%	0.0%	0.0%	0.0%	45.8%
Black & Veatch, Corp. Brown & Caldwell	C-124323	\$1,987,600	\$401,714	20.2%	39.3%	0.0%	51.3%	0.0%	45.0%	0.0%	9.4%
	C-124326	\$12,336,991	\$11,662,890	94.5%	48.4%	16.9%	5.3%	18.7%	10.6%	0.0%	24.6%
Carollo Engineers, Inc. CDM Smith, Inc.	C-124324	\$132,927,572	\$73,944,530	55.6%	90.5%	15.8%	3.0%	9.1%	5.3%	0.4%	21.3%
	C-124342	\$8,677,150	\$5,527,924	63.7%	39.6%	20.3%	10.7%	28.6%	24.2%	5.6%	36.0%
CH2M Hill Engineers, Inc. D R Consultants & Designers	C-124343	\$20,936,624	\$20,049,795	95.8%	31.2%	60.4%	3.9%	8.6%	6.0%	0.0%	3.5%
	C-124341	\$6,500,000	\$6,392,271	98.3%	32.6%	12.7%	8.6%	84.6%	45.3%	0.0%	0.0%
Geosyntec Consultants, Inc. Hazen & Sawyer	C-124345	\$25,727,264	\$23,136,739	89.9%	32.8%	27.2%	3.2%	27.9%	24.1%	1.6%	32.9%
	C-124322	\$5,455,000	\$827,241	15.2%	33.2%	17.8%	4.8%	29.4%	28.2%	1.7%	24.2%
HDR Engineering, Inc. Kennedy/Jenks, Inc.	C-124340	\$1,540,776	\$664,719	43.1%	55.8%	2.3%	5.0%	6.6%	4.5%	3.4%	7.4%
	C-124339	\$4,000,000	\$3,742,653	93.6%	44.6%	10.5%	16.1%	18.5%	13.2%	0.4%	20.7%
Larry Walker Associates, Inc. Parsons W&I, Inc.	C-124334	\$16,747,000	\$13,246,503	79.1%	35.2%	8.9%	6.0%	43.4%	14.6%	2.0%	12.7%
	C-124344	\$1,990,148	\$146,949	7.4%	66.4%	4.4%	0.8%	27.0%	20.0%	0.0%	5.8%
Stantec Consulting Services, Inc.	C-124346	\$7,926,497	\$4,080,595	51.5%	34.9%	16.8%	35.1%	41.5%	4.9%	0.2%	11.2%
Tetra Tech, Inc.	C-124331	\$29,340,292	\$26,994,352	92.0%	37.9%	38.6%	10.6%	23.5%	17.3%	1.0%	8.7%
TRC Solutions, Inc.	C-124330	\$11,148,751	\$5,414,301	48.6%	67.0%	9.4%	11.9%	19.8%	3.7%	0.1%	39.2%
Woodard & Curran	C-124335	\$300,000	\$206,726	68.9%	73.7%	4.7%	5.0%	26.3%	11.7%	0.0%	0.0%
WSP USA, Inc.	C-124336	\$999,500	\$803,447	80.4%	8.8%	23.0%	67.2%	85.2%	66.2%	0.0%	1.0%
GRAND TOTAL		\$305,117,152	\$205,713,276	67.4%		20.8%	6.4%	19.0%	11.4%	0.9%	19.7%

Notes:

Board of Public Works (BPW) executed contracts: 7/23/2014
 Issued NTP for all contracts: 8/18/2014
 5-Year Renewal Approval: 7/15/2019
 Term of engagement for all contracts: July 23, 2014 through July 22, 2024

LA SANITATION AND ENVIRONMENT ENVIRONMENTAL SITE ASSESSMENT AND TECHNICAL SUPPORT FOR CITYWIDE BROWNFIELDS PROGRAM											
Awarded Consultant	Contract No.	Contract Amount	Payment to D	Spent %	Pledged Sub-Consultant Participation Date						
					MBE	WBE	SBE	EBE	DVBE	OBE	
Ensafe, Inc.	C-134523	\$105,587.81	\$100,848.48	95.51%		\$2,385.00	\$17,670	\$1,860	\$0.00	\$0.00	\$0
Ninyo & Moore Geotechnical Consultants, Inc.	C-134524	\$66,319.32	\$66,291.81	99.96%		\$33,515.00	\$4,435	\$18,592	\$0.00	\$0.00	\$0
Pinnacle Environmental Technologies	C-134526	\$75,595.75	\$69,428.05	91.84%		\$10,196.00	\$5,220.00	\$48,752.75	\$33,271.75	\$0.00	\$0
Rincon Consultants, Inc.	C-134527	\$32,030.00	\$32,015.40	99.95%		\$0.00		\$0	\$0.00	\$0.00	-
Stantec Consulting Services, Inc.	C-134525	\$7,662,934.89	\$792,779.78	10.35%		\$3,444.00	\$154,387	\$4,933,270	\$4,707,125.00	\$0.00	\$ 525,765
Total		\$7,942,467.77	\$1,061,363.52	13.36%		\$49,540.00	\$181,711.75	\$5,002,474.53	\$4,740,396.75	\$0.00	\$525,764.90
TASKS <= \$150,000											
Name of Firm	Contract	Task Order	Awarded \$	Payment to date	Status	MBE \$ Percent	WBE \$ Percent	SBE \$ Percent	EBE \$ Percent	DVBE \$ Percent	OBE \$ Percent
Rincon Consultants, Inc.	C-134527	TOS BF-01A	\$2,520	\$ 2,520.00	Completed		0.00%	0.00%	-	0.00%	0.00%
Pinnacle Environmental Technologies	C-134526	TOS BF-01K	\$2,670	\$ 2,670.00	Completed		0.00%	0.00%	-	0.00%	0.00%
Rincon Consultants, Inc.	C-134527	TOS BF-01E	\$3,118	\$ 3,118.00	Completed		0.00%	0.00%	-	0.00%	0.00%
Ninyo & Moore	C-134524	TOS BF-01 J	\$3,495	\$ 3,495.00	Completed		0.00%	0.00%	-	0.00%	0.00%
Pinnacle Environmental Technologies	C-134526	TOS BF-02C	\$3,920	\$ 3,920.00	Completed		0.00%	0.00%	-	0.00%	0.00%
Pinnacle Environmental Technologies	C-134526	TOS BF-01C	\$4,020	\$ 4,020.00	Completed		0.00%	0.00%	-	0.00%	0.00%
Pinnacle Environmental Technologies	C-134526	TOS BF-01N-03+ Amend 1	\$5,135	\$ 5,135.00	Completed		0.00%	\$ 5,135.00 100.00%		0.00%	0.00%
Stantec Consulting Services, Inc.	C-134525	TOS BF-01M	\$7,588	\$ 7,588.06	Completed		0.00%	0.00%	0.00%	0.00%	0.00%
Stantec Consulting Services, Inc.	C-134525	TOS BF-01D	\$10,860	\$ 8,982.67	Completed		0.00%	\$ -	-	0.00%	0.00%
Stantec Consulting Services, Inc.	C-134525	TOS BF-01N	\$12,123	\$ 12,122.86	Completed		0.00%			0.00%	0.00%
Ensafe, Inc	C-134523	TOS BF-01B	\$16,535	\$ 12,004.63	Completed		0.00%	\$ -	-	0.00%	0.00%
Ensafe, Inc	C-134523	TOS BF-01N-02	\$21,433	\$ 21,423.59	Completed		0.00%	\$ 3,764 17.57%		0.00%	0.00%
Ninyo & Moore	C-134524	TOS BF-03A	\$24,500	\$ 24,500.00	Active	\$24,500 100.00%	0.00%			0.00%	0.00%
Rincon Consultants, Inc.	C-134527	TOS BF-02D + Amend 1	\$26,392	\$ 26,377.40	Completed		0.00%	0.00%	0.00%	0.00%	0.00%
Pinnacle Environmental Technologies	C-134526	TOS BF-03B	\$26,579	\$ 20,477.00	Active	\$4,217.00 20.59%	\$2,980.00 14.60%	\$20,477.00 100.00%	\$20,477.00 100.00%	0.00%	0.00%
Ensafe, Inc	C-134523	TOS BF-01G	\$26,704	\$ 26,616.89	Completed	\$0.00 0.00%	\$ -	\$ -	-	0.00%	0.00%
Pinnacle Environmental Technologies	C-134526	TOS BF-02A	\$33,272	\$ 33,206.05	Completed		0.00%	\$ 3,000 9.03%	\$ -	0.00%	0.00%
Ninyo & Moore	C-134524	TOS BF-01L	\$38,324	\$ 38,296.81	Completed		\$2,875 7.51%	\$4,435 11.58%	\$13,139 34.31%	\$ -	0.00%
						\$3,709.49	\$8,315.00	\$900.00			

Ensafe, Inc	C-134523	TOS BF-03E	\$ 40,917	\$ 40,803.37	Active	0.00%	0.00%	0.00%	0.00%	0.00%	0.00%	0.00%
Stantec Consulting Services, Inc.	C-134525	TOS BF-04C	\$44,778	\$ 44,217.45	Active	0.00%	0.00%	0.00%	0.00%	0.00%	0.00%	0.00%
Stantec Consulting Services, Inc.	C-134525	TOS BF-03D + Amend 1	\$56,998	\$ 51,556.95	Active	0.00%	\$3,729.99	\$6,825.00	0.00%	0.00%	0.00%	\$26,031.08
Stantec Consulting Services, Inc.	C-134525	TOS BF-04A+ Amend #1	\$62,313	\$ 61,408.87	Active	0.00%	\$3,141.16		0.00%	0.00%	0.00%	\$14,511.00
Stantec Consulting Services, Inc.	C-134525	TOS BF-02B + Amend 1, At	\$85,373	\$ 85,373.49	Completed	0.00%	\$10,391	\$8,118	0.00%	0.00%	0.00%	\$3,870
Stantec Consulting Services, Inc.	C-134525	TOS BF-06	\$145,504	\$ 128,682.91	Completed	0.00%	\$ 24,685	\$ 79,795	0.00%	0.00%	0.00%	\$ 11,323
TASKS > \$150,000					Total	\$35,301.22	\$57,687.66	\$141,152.50	\$20,477.00	\$0.00	\$55,735.59	
Name of Firm	Contract	Task Order	Awarded \$	Payment to date	Status	MBE \$ Percent	WBE \$ Percent	SBE \$ Percent	EBE \$ Percent	DVBE \$ Percent	OBE \$ Percent	
Stantec Consulting Services, Inc.	C-134525	TOS BF-05	\$486,992	\$ 25,287.59	Active	0.00%	\$4,140.68	\$101,268.56	0.00%	0.00%	0.00%	\$97,830.87
Stantec Consulting Services, Inc.	C-134525	TOS BF-04B	\$6,750,406	\$ 367,558.93	Active	0.00%	0.00%	0.00%	0.00%	0.00%	0.00%	\$97,830.87
Total Task Orders issued:					26							
Total Task Orders awarded:					26							
Total contract amount awarded:					\$7,942,467.77							
Total Task Order expenditures:					\$1,061,363.52							
Sub-consultant Participation					PLEDGED	%	ACHIEVED to date	%				
MBE					\$49,540.00	0.62%	\$35,301.22	3.33%				
WBE					\$181,711.75	2.29%	\$61,828.34	5.83%				
SBE					\$5,002,474.53	62.98%	\$242,421.06	22.84%				
EBE					\$4,740,396.75	59.68%	\$20,477.00	1.93%				
DVBE					\$0.00	0.00%	\$0.00	0.00%				
OBE					\$525,764.90	6.62%	\$153,566.46	14.47%				

6. NEW CONTRACTS EXECUTED

None this period

7. CONTRACTS EXPIRED

Standard Contract C123735

This contract is for disposal services for Residual Municipal Solid Waste in the City of Los Angeles. LASAN will execute contract with proposer selected through RFP process.

No.	Company Name	Contract Number	Expiration Date	Archived Date
1	USA Waste of California, Inc.	C123735	3/17/2024	

Standard Contract C132625

This contract provides sewer roach control and treatment.

No.	Company Name	Contract Number	Expiration Date	Archived Date
2	Golden Bell Products, Inc	C132625	1/7/2024	

8. CONTRACTS EXPIRING NEXT QUARTER

Sanitation On-Call Consultants - ICSD

Contracts will be renewed.

No.	Company Name	Contract Number	Expiration Date	Authorized NTPs Issued
1	3Di Inc.	C127363	4/7/2024	\$134,000
2	CDM Smith Inc.	C127364	4/7/2024	\$0
3	CH2M Hill Engineers, Inc. (subsidiary of Jacobs)	C127359	4/7/2024	\$5,068,259
4	DCSE Inc.	C127362	4/7/2024	\$9,317,838
5	Nth Generation Computing	C127360	4/7/2024	\$0
6	Parsons	C127357	4/7/2024	\$0
7	Tetra Tech, Inc.	C127358	4/7/2024	\$146,000
8	Westin Engineering, Inc.	C127372	4/7/2024	\$0

Standard Contract C127303

This contract provides for the landfill disposal of grit and screenings

No.	Company Name	Contract Number	Expiration Date	Authorized NTPs Issued
9	USA Waste of California, Inc.	C127303	6/30/2024	\$6,218,090

Standard Contract C127499

This contract provides for the receipt, processing, and reuse of green material, food material, and/or horse manure from the City of Los angels' Curbside Collection Program

No.	Company Name	Contract Number	Expiration Date	Authorized NTPs Issued
10	USA Waste of California, Inc.	C127499	5/8/2024	\$142,877,685

Standard Contract C133194

No.	Company Name	Contract Number	Expiration Date	Authorized NTPs Issued
11	Walsh Construction Company	C133194	5/16/2024	\$92,892,535

9. AMENDMENTS EXECUTED

9. AMENDMENTS EXECUTED

Standard Contract C109787

No.	Prog.	Company Name	Contract Number	Execution Date	Additional Amount	New Expiration Date
1	WW	Terralog Technologies USA, Inc.(GeoEnvironment Technologies)	C109787	1/12/2024	\$38,936,330	1/11/2029

10. AMENDMENTS UNEXECUTED, BUT APPROVED BY THE BOARD

None this period

11. CURRENT NEGATIVE DEVIATIONS

Standard Contract C121334	BIP
---------------------------	-----

SRCR Clean Harbors Environmental Services (Clean Harbors Environmental Services) C121334

NTP Total Amount: \$126,000,000.00

Invoice Total Amount: \$114,079,723.19

Business Category	Weighted Pledged Amount	Weighted Pledged Percent	Actual Amount Invoiced	Actual Percent Participation	Deviation Amount From Pledged	Deviation Percent From Pledged
MBE	\$8,749,914.77	7.67%	\$5,913,659.87	5.18%	(\$2,836,254.9	-2.49%

Contractor will meet pledge participation as payments are processed.

Standard Contract C139435	BIP
---------------------------	-----

SRSS CR&R, Inc. (CR&R, INC.) C139435

NTP Total Amount: \$0.00

Invoice Total Amount: \$2,596,021.34

Business Category	Weighted Pledged Amount	Weighted Pledged Percent	Actual Amount Invoiced	Actual Percent Participation	Deviation Amount From Pledged	Deviation Percent From Pledged
MBE	\$1,354,344.33	52.17%	\$0.00	0.00%	(\$1,354,344.3	-52.17%

Subcontractor participation will increase as project progresses.

Sanitation On-Call Consultants - Brownfields Program	BIP
--	-----

SRCR Ninyo & Moore Geotechnical Consultants, Inc. (Ninyo & Moore) C134524

NTP Total Amount: \$3,495.00

Invoice Total Amount: \$41,791.81

Business Category	Weighted Pledged Amount	Weighted Pledged Percent	Actual Amount Invoiced	Actual Percent Participation	Deviation Amount From Pledged	Deviation Percent From Pledged
MBE	\$5,284.96	12.65%	\$465.00	1.11%	(\$4,819.96)	-11.54%
WBE	\$3,867.98	9.25%	\$0.00	0.00%	(\$3,867.98)	-9.25%
SBE	\$14,974.05	35.83%	\$5,046.47	12.07%	(\$9,927.58)	-23.76%

MBE: Subcontractor participation will increase as project progresses

MBW/WBE/SBE: Subcontractor participation will increase as project progresses.

SBE: Subcontractor participation will increase as project progresses

SRCR Stantec Consulting Services, Inc. (Stantec Consulting Services, Inc.) C134525

NTP Total Amount: \$323,272.25

Invoice Total Amount: \$228,606.47

Business Category	Weighted Pledged Amount	Weighted Pledged Percent	Actual Amount Invoiced	Actual Percent Participation	Deviation Amount From Pledged	Deviation Percent From Pledged
WBE	\$29,410.12	12.86%	\$18,823.34	8.23%	(\$10,586.78)	-4.64%
SBE	\$43,669.22	19.10%	\$19,283.12	8.43%	(\$24,386.10)	-10.67%

WBE/SBE: Subcontractor participation will increase as project progresses.

11. CURRENT NEGATIVE DEVIATIONS

Standard Contract C133661 BIP

SRSS Rehrig Pacific for Supply of Automated Containers and Ancillary Services (Rehrig Pacific Company) C133661

NTP Total Amount: \$294,708,378.00

Invoice Total Amount: \$43,938,551.80

Business Category	Weighted Pledged Amount	Weighted Pledged Percent	Actual Amount Invoiced	Actual Percent Participation	Deviation Amount From Pledged	Deviation Percent From Pledged
MBE	\$900,740.31	2.05%	\$445,525.89	1.01%	(\$455,214.42)	-1.04%

Subcontractor utilization will increase as project progresses.

Standard Contract C142418 BIP

SRSS Waste Management Recycling and Disposal Services of California, Inc. (Waste Management Disposal Services of Calif., Inc.) C142418

NTP Total Amount: \$0.00

Invoice Total Amount: \$6,900,624.11

Business Category	Weighted Pledged Amount	Weighted Pledged Percent	Actual Amount Invoiced	Actual Percent Participation	Deviation Amount From Pledged	Deviation Percent From Pledged
MBE	\$297,416.90	4.31%	\$0.00	0.00%	(\$297,416.90)	-4.31%

MBE: Subcontractor participation will increase as project progresses

Standard Contract C123868 BIP

SRPC Ecology Auto Parts, Inc. (Ecology Auto Parts, Inc. (Ecology Transport)) C123868

NTP Total Amount: \$178,026,632.00

Invoice Total Amount: \$50,289,570.22

Business Category	Weighted Pledged Amount	Weighted Pledged Percent	Actual Amount Invoiced	Actual Percent Participation	Deviation Amount From Pledged	Deviation Percent From Pledged
MBE	\$814,691.04	1.62%	\$0.00	0.00%	(\$814,691.04)	-1.62%
DVBE	\$4,526,061.32	9.00%	\$0.00	0.00%	(\$4,526,061.32)	-9.00%

MBE/DVBE Deviation:

*Pledged amounts were based on fuel costs and truck maintenance. LASAN unable to provide participation credit for these general costs.

Standard Contract C127499 BIP

11. CURRENT NEGATIVE DEVIATIONS

Standard Contract C127499	BIP
---------------------------	-----

SRSS Receipt, Processing and Reuse of Organic Material Curbside Collection Program (USA Waste of California, Inc.) C127499

NTP Total Amount: \$142,877,685.00

Invoice Total Amount: \$98,971,429.89

Business Category	Weighted Pledged Amount	Weighted Pledged Percent	Actual Amount Invoiced	Actual Percent Participation	Deviation Amount From Pledged	Deviation Percent From Pledged
MBE	\$12,866,285.89	13.00%	\$10,858,701.60	10.97%	(\$2,007,584.2)	-2.03%

Contractor projected to meet pledged participation.

Standard Contract C139511	BIP
---------------------------	-----

SRPC Total Air Analysis, Inc. (Total Air Analysis, Inc.) C139511

NTP Total Amount: \$0.00

Invoice Total Amount: \$44,680.00

Business Category	Weighted Pledged Amount	Weighted Pledged Percent	Actual Amount Invoiced	Actual Percent Participation	Deviation Amount From Pledged	Deviation Percent From Pledged
MBE	\$7,474.96	16.73%	\$0.00	0.00%	(\$7,474.96)	-16.73%

Subcontractor participation will increase as project progresses

Standard Contract C94375	MBE/WBE
--------------------------	---------

HWR Loading, Transportation and Beneficial use of City Biosolids (Responsible Biosolids Management) C94375

NTP Total Amount: \$214,310,357.00

Invoice Total Amount: \$174,555,965.65

Business Category	Weighted Pledged Amount	Weighted Pledged Percent	Actual Amount Invoiced	Actual Percent Participation	Deviation Amount From Pledged	Deviation Percent From Pledged
WBE	\$38,437,223.64	22.02%	\$34,776,855.55	19.92%	(\$3,660,368.0)	-2.10%

Contractor will meet pledged participation towards end of contract term.

Sanitation On-Call Consultants - ICSD	BIP
---------------------------------------	-----

ICSD CH2M Hill Engineers, Inc. On-Call Personal Services for the Sanitation Automation Master Plan (AMP) (CH2M Hill Engineers, Inc. (subsidiary of Jacobs)) C127359

NTP Total Amount: \$5,068,259.00

Invoice Total Amount: \$4,976,622.68

Business Category	Weighted Pledged Amount	Weighted Pledged Percent	Actual Amount Invoiced	Actual Percent Participation	Deviation Amount From Pledged	Deviation Percent From Pledged
WBE	\$704,443.01	14.16%	\$646,043.15	12.98%	(\$58,399.86)	-1.18%
SBE	\$1,073,261.34	21.57%	\$815,657.88	16.38%	(\$257,603.46)	-5.19%
EBE	\$1,073,261.34	21.57%	\$778,854.12	15.65%	(\$294,407.22)	-5.92%

WBE Deviation: Subcontractor utilization will increase as project progresses.

SBE Deviation: See WBE comment above.

EBE Deviation: See WBE comment above.

11. CURRENT NEGATIVE DEVIATIONS

Sanitation On-Call Consultants - ICSD

BIP

ICSD Inflection Point Solutions, LLC On-Call Personal Services for the Sanitation Automation Master Plan (AMP) (Inflection Point Solutions) C127373

NTP Total Amount: \$949,960.00

Invoice Total Amount: \$725,135.00

Business Category	Weighted Pledged Amount	Weighted Pledged Percent	Actual Amount Invoiced	Actual Percent Participation	Deviation Amount From Pledged	Deviation Percent From Pledged
SBE	\$545,301.52	75.20%	\$423,752.50	58.43%	(\$121,549.02)	-16.77%

Contractor will not meet goal. Initial project milestone completed solely by Contractor without subcontractor services.

Sanitation On-Call Consultants - WESD

BIP

ADMN Hazen and Sawyer (Hazen & Sawyer, P.C.) C124322

NTP Total Amount: \$4,455,000.00

Invoice Total Amount: \$827,240.67

Business Category	Weighted Pledged Amount	Weighted Pledged Percent	Actual Amount Invoiced	Actual Percent Participation	Deviation Amount From Pledged	Deviation Percent From Pledged
MBE	\$123,043.19	14.87%	\$46,205.00	5.58%	(\$76,838.19)	-9.29%
WBE	\$45,306.07	5.48%	\$15,426.00	1.86%	(\$29,880.07)	-3.62%
SBE	\$187,168.70	22.63%	\$147,092.00	17.78%	(\$40,076.70)	-4.85%
EBE	\$167,931.05	20.30%	\$131,666.00	15.91%	(\$36,265.05)	-4.39%

MBE Deviation: TOS SN-26 (closed) Contractor did not achieve pledged participation. LASAN staff performed the subcontractor portion of the lab testing.

WBE Deviation: TOS SN-94 Subcontractor participation will increase as project progresses.

SBE Deviation: See MBE comment above.

EBE Deviation: See MBE comment above.

ADMN Black & Veatch Corporation (Black & Veatch) C124323

NTP Total Amount: \$1,987,600.00

Invoice Total Amount: \$551,886.28

Business Category	Weighted Pledged Amount	Weighted Pledged Percent	Actual Amount Invoiced	Actual Percent Participation	Deviation Amount From Pledged	Deviation Percent From Pledged
WBE	\$71,724.77	13.00%	\$53,919.93	9.77%	(\$17,804.84)	-3.23%

WBE Deviation:

* TOS SN-80 (Sewer Force Main Inspection Pilot Study): WBE subconsultant will be utilized towards end of project term.

11. CURRENT NEGATIVE DEVIATIONS

Sanitation On-Call Consultants - WESD

BIP

ADMN Carollo Engineers, Inc. (Carollo Engineers) C124324

NTP Total Amount: \$27,787,572.00

Invoice Total Amount: \$66,984,096.22

Business Category	Weighted Pledged Amount	Weighted Pledged Percent	Actual Amount Invoiced	Actual Percent Participation	Deviation Amount From Pledged	Deviation Percent From Pledged
WBE	\$4,049,109.41	6.05%	\$2,282,854.88	3.40%	(\$1,766,254.5)	-2.65%
SBE	\$8,948,858.13	13.36%	\$5,395,142.25	8.05%	(\$3,553,715.8)	-5.31%

WBE Deviation: TOS SN-14 (closed) See SBE comment.

SBE Deviation: TOS SN-14 (closed) Subconsultants were able to complete tasks without utilizing the full contract amount.

ADMN Brown and Caldwell (Brown & Caldwell) C124326

NTP Total Amount: \$11,810,660.00

Invoice Total Amount: \$11,924,858.48

Business Category	Weighted Pledged Amount	Weighted Pledged Percent	Actual Amount Invoiced	Actual Percent Participation	Deviation Amount From Pledged	Deviation Percent From Pledged
MBE	\$2,131,199.07	17.87%	\$2,013,775.44	16.88%	(\$117,423.63)	-0.99%

TOS SN-12 (Technical Services for Monitoring in the Upper LA River & Santa Monica Bay Watersheds: Contractor is expected to meet goal.

TOS SN-71A (Structural Conditions Assessment of North Outfall Sewer Pipe): Few invoices received to date. Contractor is expected to meet goal.

ADMN AECOM Technical Service, Inc. (AECOM Technical Service, Inc.) C124327

NTP Total Amount: \$2,857,525.74

Invoice Total Amount: \$1,259,242.16

Business Category	Weighted Pledged Amount	Weighted Pledged Percent	Actual Amount Invoiced	Actual Percent Participation	Deviation Amount From Pledged	Deviation Percent From Pledged
EBE	\$82,704.51	6.57%	\$67,500.00	5.36%	(\$15,204.51)	-1.21%
DVBE	\$19,629.21	1.56%	\$0.00	0.00%	(\$19,629.21)	-1.56%

EBE Deviation: SN-102: Subcontractor participation will increase as project progresses.

DVBE Deviation: See EBE comment above.

ADMN Tetra Tech, Inc. (Tetra Tech, Inc.) C124331

NTP Total Amount: \$30,463,018.34

Invoice Total Amount: \$26,348,142.48

Business Category	Weighted Pledged Amount	Weighted Pledged Percent	Actual Amount Invoiced	Actual Percent Participation	Deviation Amount From Pledged	Deviation Percent From Pledged
SBE	\$8,998,057.83	34.15%	\$7,081,667.99	26.87%	(\$1,916,389.8)	-7.28%
EBE	\$6,509,991.12	24.71%	\$6,098,903.45	23.14%	(\$411,087.67)	-1.57%

SBE/EBE Deviation: Subcontractor participation will increase as projects progress.

11. CURRENT NEGATIVE DEVIATIONS**Sanitation On-Call Consultants - WESD****BIP**

ADMN Malcolm Pirnie, the Water Division of ARCADIS U.S., Inc. (Malcolm Pirnie, Inc.) C124333

NTP Total Amount: \$6,758,919.00

Invoice Total Amount: \$4,966,872.61

Business Category	Weighted Pledged Amount	Weighted Pledged Percent	Actual Amount Invoiced	Actual Percent Participation	Deviation Amount From Pledged	Deviation Percent From Pledged
WBE	\$363,426.72	7.32%	\$246,994.36	4.97%	(\$116,432.37)	-2.35%
SBE	\$338,254.33	6.81%	\$202,081.36	4.06%	(\$136,172.96)	-2.75%
EBE	\$326,657.13	6.58%	\$146,222.51	2.94%	(\$180,434.62)	-3.64%

WBE Deviation:

TOS SN-29: Subcontractor participation will increase as project progresses.

SBE Deviation:

See WBE Comment.

EBE Deviation:

See WBE Comment.

ADMN Larry Walker Associates Inc. (Larry Walker Associates) C124334

NTP Total Amount: \$18,552,500.00

Invoice Total Amount: \$13,854,627.85

Business Category	Weighted Pledged Amount	Weighted Pledged Percent	Actual Amount Invoiced	Actual Percent Participation	Deviation Amount From Pledged	Deviation Percent From Pledged
MBE	\$1,763,966.08	12.73%	\$1,350,400.39	9.74%	(\$413,565.69)	-2.99%
WBE	\$955,097.47	6.89%	\$273,657.63	1.97%	(\$681,439.84)	-4.92%

MBE Deviation: TOS SN-95 Subcontractor utilization will increase as project progresses.

WBE Deviation: TOS SN-44 Contractor may not meet goal. Limited availability of WBE subconsultants performing specialized type of work. A key WBE subcontractor retired prior to initiating work on key regulatory efforts related to the reissuance of the City's four water reclamation permits. A key work effort related to climate change that was to be conducted by a WBE/SBE/EBE firm did not materialize. Note: As of Feb 2021, LWA certified as WBE.

ADMN RMC Water and Environment (Woodard & Curran Inc. (Formerly RMC Water and Environment)) C124335

NTP Total Amount: \$300,000.00

Invoice Total Amount: \$178,117.53

Business Category	Weighted Pledged Amount	Weighted Pledged Percent	Actual Amount Invoiced	Actual Percent Participation	Deviation Amount From Pledged	Deviation Percent From Pledged
MBE	\$11,933.87	6.70%	\$0.00	0.00%	(\$11,933.87)	-6.70%
WBE	\$8,905.88	5.00%	\$0.00	0.00%	(\$8,905.88)	-5.00%
SBE	\$59,313.14	33.30%	\$36,014.13	20.21%	(\$23,299.01)	-13.09%
EBE	\$29,745.63	16.70%	\$8,036.88	4.51%	(\$21,708.75)	-12.19%

TOS SN-100 MBE Deviation: Contractor intends to meet pledged participation pending TOS Amendment.

WBE Deviation: Contractor intends to meet pledged participation pending TOS Amendment.

SBE Deviation: Project completion stalled by Covid-19 and services anticipated to be met upon approval of TOS Amendment

EBE Deviation: See SBE comments above.

11. CURRENT NEGATIVE DEVIATIONS

Sanitation On-Call Consultants - WESD

BIP

ADMN Parsons Brinckerhoff Inc. (WSP USA Inc(Formerly Parsons Brinckerhoff Inc.)) C124336

NTP Total Amount: \$999,500.00

Invoice Total Amount: \$922,023.78

Business Category	Weighted Pledged Amount	Weighted Pledged Percent	Actual Amount Invoiced	Actual Percent Participation	Deviation Amount From Pledged	Deviation Percent From Pledged
MBE	\$181,615.47	19.70%	\$170,525.00	18.49%	(\$11,090.47)	-1.21%

Subcontractor utilization will increase as project progresses.

ADMN CB&I Formerly Shaw Environmental Inc. A Wholly-Owned Subsidiary of CB&I Inc. (Shaw Environmental and Infrastructure, Inc.) C124337

NTP Total Amount: \$3,000,000.00

Invoice Total Amount: \$1,921,119.09

Business Category	Weighted Pledged Amount	Weighted Pledged Percent	Actual Amount Invoiced	Actual Percent Participation	Deviation Amount From Pledged	Deviation Percent From Pledged
MBE	\$553,858.63	28.83%	\$294,310.65	15.31%	(\$259,547.98)	-13.52%
SBE	\$881,409.44	45.88%	\$664,169.13	34.57%	(\$217,240.31)	-11.31%
DVBE	\$450,694.54	23.46%	\$221,424.08	11.52%	(\$229,270.46)	-11.94%

MBE Deviation: TOS SN-64 (Residential Food Scrap In-Sink Disposal Pilot Program) Project completed 8/6/19. Amount of subcontractor work needed overestimated as fewer homes participated in program than as expected.

SBE Deviation: See MBE comment above.

DVBE Deviation: See MBE comment above.

ADMN Kennedy/Jenks Consultants, Inc. (Kennedy/Jenks Consultants) C124339

NTP Total Amount: \$4,319,922.14

Invoice Total Amount: \$3,558,880.93

Business Category	Weighted Pledged Amount	Weighted Pledged Percent	Actual Amount Invoiced	Actual Percent Participation	Deviation Amount From Pledged	Deviation Percent From Pledged
MBE	\$284,710.47	8.00%	\$195,868.61	5.50%	(\$88,841.86)	-2.50%
WBE	\$462,654.52	13.00%	\$260,704.27	7.32%	(\$201,950.25)	-5.68%
DVBE	\$35,588.81	1.00%	\$0.00	0.00%	(\$35,588.81)	-1.00%

MBE Deviation: TOS SN-35 Due to changes in environmental regulations and policies, subcontract amounts were estimated. COVID-19 has also greatly curtailed any new work authorized since the beginning of 2020.

WBE Deviation: See MBE comment above.

DVBE Deviation: See MBE comment above.

11. CURRENT NEGATIVE DEVIATIONS

Sanitation On-Call Consultants - WESD	BIP
---------------------------------------	-----

ADMN HDR Engineering, Inc. (HDR Inc.) C124340

NTP Total Amount: \$1,837,276.40

Invoice Total Amount: \$812,321.86

Business Category	Weighted Pledged Amount	Weighted Pledged Percent	Actual Amount Invoiced	Actual Percent Participation	Deviation Amount From Pledged	Deviation Percent From Pledged
SBE	\$24,966.61	3.07%	\$14,410.00	1.77%	(\$10,556.61)	-1.30%

SBE Deviation: See WBE comment above.

ADMN D R Consultants & Designers Inc. (D R Consultants & Designers, Inc.) C124341

NTP Total Amount: \$6,500,000.00

Invoice Total Amount: \$6,392,779.47

Business Category	Weighted Pledged Amount	Weighted Pledged Percent	Actual Amount Invoiced	Actual Percent Participation	Deviation Amount From Pledged	Deviation Percent From Pledged
MBE	\$958,916.92	15.00%	\$651,506.50	10.19%	(\$307,410.42)	-4.81%
WBE	\$645,670.73	10.10%	\$364,998.69	5.70%	(\$280,672.04)	-4.40%
SBE	\$6,392,779.47	100.00%	\$3,934,629.37	61.54%	(\$2,458,150.1)	-38.46%
EBE	\$3,426,529.80	53.60%	\$697,310.92	10.90%	(\$2,729,218.8)	-42.70%

MBE Deviation: Subcontract participation will increase as project progresses.

WBE Deviation: See MBE comment above.

SBE Deviation: See MBE comment above.

EBE Deviation: See MBE comment above.

ADMN CH2M Hill Engineers, Inc. (CH2M Hill Engineers, Inc. (subsidiary of Jacobs)) C124343

NTP Total Amount: \$19,676,354.00

Invoice Total Amount: \$16,613,235.68

Business Category	Weighted Pledged Amount	Weighted Pledged Percent	Actual Amount Invoiced	Actual Percent Participation	Deviation Amount From Pledged	Deviation Percent From Pledged
MBE	\$9,752,266.36	58.70%	\$9,097,158.57	54.75%	(\$655,107.79)	-3.95%

MBE Deviation: TOS SN-6 - Complete invoice information has not yet been entered into PSCS. Contract expected to meet pledge participation.

ADMN Parsons Water & Infrastructure Inc. (Parsons Water & Infrastructure, Inc.) C124344

NTP Total Amount: \$1,990,148.00

Invoice Total Amount: \$61,573.80

Business Category	Weighted Pledged Amount	Weighted Pledged Percent	Actual Amount Invoiced	Actual Percent Participation	Deviation Amount From Pledged	Deviation Percent From Pledged
WBE	\$6,342.10	10.30%	\$0.00	0.00%	(\$6,342.10)	-10.30%

Project completed 8/2/16. Contractor did not meet pledged participation. LASAN revised original scope of work.

11. CURRENT NEGATIVE DEVIATIONS

Sanitation On-Call Consultants - WESD	BIP
---------------------------------------	-----

ADMN Geosyntec Consultants, Inc. (GeoSyntec Consultants) C124345

NTP Total Amount: \$25,397,564.00

Invoice Total Amount: \$20,984,630.11

Business Category	Weighted Pledged Amount	Weighted Pledged Percent	Actual Amount Invoiced	Actual Percent Participation	Deviation Amount From Pledged	Deviation Percent From Pledged
MBE	\$5,750,891.57	27.41%	\$5,145,384.60	24.51%	(\$605,506.97)	-2.90%
WBE	\$650,924.38	3.10%	\$319,771.54	1.52%	(\$331,152.84)	-1.58%
SBE	\$6,125,827.03	29.19%	\$5,379,388.57	25.63%	(\$746,438.46)	-3.56%
EBE	\$4,972,859.39	23.70%	\$4,604,702.37	21.94%	(\$368,157.02)	-1.76%

MBE Deviation:

TOS SN-72, SN-73 and SN 68-99 - Subcontractor utilization will increase as projects progress.

WBE Deviation: See MBE comment above.

SBE Deviation:

See MBE comment above.

EBE Deviation:

See MBE comment above.

ADMN MWH Americas, Inc. (Stantec formerly MWH Americas, Inc.) C124346

NTP Total Amount: \$7,534,401.03

Invoice Total Amount: \$4,107,536.43

Business Category	Weighted Pledged Amount	Weighted Pledged Percent	Actual Amount Invoiced	Actual Percent Participation	Deviation Amount From Pledged	Deviation Percent From Pledged
WBE	\$1,832,424.67	44.61%	\$1,652,660.89	40.23%	(\$179,763.78)	-4.38%

WBE Deviation: Subcontractor utilization will increase as project progresses.

Standard Contract C142633	BIP
---------------------------	-----

WESD Jacobs Project Management Company (JPMCo) (Jacobs Project Management Co.) C142633

NTP Total Amount: \$29,822,735.00

Invoice Total Amount: \$10,106,909.97

Business Category	Weighted Pledged Amount	Weighted Pledged Percent	Actual Amount Invoiced	Actual Percent Participation	Deviation Amount From Pledged	Deviation Percent From Pledged
MBE	\$2,052,713.41	20.31%	\$1,661,119.07	16.43%	(\$391,594.34)	-3.88%
WBE	\$771,157.23	7.63%	\$192,221.00	1.90%	(\$578,936.23)	-5.73%
SBE	\$2,355,920.71	23.31%	\$1,807,515.07	17.88%	(\$548,405.64)	-5.43%

Subcontractor participation will increase as project progresses.

Program Overview for All Active Contracts

MBE WBE Outreach Program

5 Contracts

4 Tasks

Budget: \$483,770,886

Invoiced \$: \$234,353,224

Invoiced %: 48%

		Achieved	Anticipated Levels
MBE	\$287,886	0%	
WBE	\$34,537,591	15%	
OBE	\$55,481,234	24%	

Business Inclusion Program

55 Contracts

54 Tasks

Budget: \$3,575,869,344

Invoiced \$: \$361,588,942

Invoiced %: 10%

		Achieved	Anticipated Levels
MBE	\$80,530,633	22%	
WBE	\$21,561,374	6%	
SBE	\$42,304,439	12%	
EBE	\$28,547,076	8%	
DVBE	\$1,451,826	0%	
OBE	\$52,898,944	15%	

In response to a Task Order Solicitation, proposals must include subcontractor utilization as outlined in the on-call contract, with set anticipated participation levels as follows: 10% MBE, 2% WBE, 1% SBE, 1% EBE, and 1% DVBE. Proposers are reminded that proposals must include Schedule A - "MBE/WBE/OBE Subcontractors Information Form" with their proposal as outlined in the contract.

**CITY OF LOS ANGELES
DEPARTMENT OF PUBLIC WORKS**

Bureau



SANITATION

**PERSONAL SERVICES CONTRACT SYSTEM
(PSCS)**

MONTHLY REPORT

AS OF

December 31, 2023



Barbara Romero, Director and General Manager
Bureau of Sanitation
1149 S Broadway
9th Floor, Executive Office
Los Angeles, CA 90015

INTRODUCTION

PERSONAL SERVICES CONTRACT SYSTEM (PSCS)

The current version of the Personal Services Contract System (PSCS) utilizes the Bureau of Engineering's Intranet SQL Server and supplements the earlier MS Access 97 version. This system, now being used only by the Bureau of Engineering and the Bureau of Sanitation, will soon be implemented throughout the Department of Public Works.

The need for a system with the capabilities of PSCS was identified by the Department's Task Force on MBE/WBE Issues, which led to the development of PSCS within the Project Awards and Control (PAC) Division of the Bureau of Engineering. PSCS provides project managers with a multi-faceted tool to monitor and manage their personal services contracts. Among other things, it allows each project manager to insure that by the completion of a contract, utilization of MBE/WBE/DBE's will comply with contractual commitments.

The PSCS is also capable of providing information in a number of formats, such as the "Twenty Largest Consultants", or the "Twenty Largest MBE Subconsultants". Various "Exception Reports" can also be produced through PSCS. The latest PSCS Quarterly report can be viewed on the Intranet by visiting the Bureau of Sanitation's website at http://san.ci.la.ca.us/pscs/psc_report.pdf

Because the PSCS data can be downloaded from the intranet SQL Server by PAC Division personnel, far more comprehensive reports relevant to the Project Manager's needs can be provided.

TABLE OF CONTENTS

Section	Report Name	Page Number
I	Index of Existing Contracts	1
II	Contracts Expiring within a Year	8
III	Negative Deviation Report of Subconsultant Pledges	13
IV	20 Largest Total Amount Awarded to Prime Consultants	21
V	20 Largest Total Amounts Subcontracted	24
VI	Prime Consultants	34
VII	Subconsultants: Alphabetical Order	38
VIII	Subconsultants: Grouped by Business Enterprise	56
IX	Summary Report	85
X	Status Reports	90
	BIOSOLIDS MANAGEMENT	
	Hyperion Water Reclamation Plant	
	Standard Contract C131727	92
	Standard Contract C131728	93
	HAZARDOUS TOXIC MTRL Program	
	Solid Resources Citywide Recycling	
	Standard Contract C121334	94
	Standard Contract for C143651	95
	Residential Curbside Collection Program	
	Solid Resources -Support Services	
	Standard Contract C138498	96
	Standard Contract C138499	97
	Standard Contract C139435	98
	SEWER CONSTRUCTION MNT Program	
	Wastewater Collection Systems Division (Inactive)	
	Standard Contract C134505	99
	SOLID WASTE Program	
	Hyperion Water Reclamation Plant	
	Standard Contract C127303	100
	Solid Resources -Support Services	
	Standard Contract C123215	101
	Standard Contract C123735	102
	Standard Contract C125885	103

TABLE OF CONTENTS

Section	Report Name	Page Number
	SOLID WASTE Program	
	Solid Resources -Support Services	
	Standard Contract C127499	104
	Standard Contract C138039	105
	Standard Contract C139248	106
	Solid Resources Citywide Recycling	
	Standard Contract C123999	107
	Solid Resources Commercial Franchise Division	
	Standard Contract C128875	108
	Standard Contract C128876	109
	Standard Contract C128877	110
	Standard Contract C128878	111
	Standard Contract C128879	112
	Standard Contract C128880	113
	Standard Contract C128881	114
	Solid Resources Processing & Construction	
	Standard Contract C123864	115
	Standard Contract C123868	116
	Standard Contract C125401	117
	Standard Contract C139511	118
	SOLID WASTE/BIOSOLIDS Program	
	Hyperion Water Reclamation Plant	
	Standard Contract C140919	119
	Standard Contract C94375	120
	SUPPORT SERVICES	
	Livability Services Division	
	Standard Contract C138634	121
	Solid Resources -Support Services	
	Standard Contract C128194	122
	Standard Contract C133661	123
	Standard Contract C134248	124
	Standard Contract C142417	125
	Standard Contract C142418	126
	Standard Contract C142419	127
	Solid Resources Citywide Recycling	
	Sanitation On-Call Consultants - Brownfields Program	128
	WASTEWATER PROGRAM	
	Administration	

TABLE OF CONTENTS

Section	Report Name	Page Number
	WASTEWATER PROGRAM	
	Administration	
	Sanitation On-Call Consultants - WESD	133
	Clean Water North Collection Systems	
	Standard Contract C139249	157
	Standard Contract C139428	158
	Donald C. Tillman Water Reclamation Plant	
	Standard Contract C144143	159
	Environmental Monitoring Division	
	Standard Contract C63807	160
	Hyperion Water Reclamation Plant	
	Sanitation On-Call Consultants - As-needed WWTP Mtce	161
	Standard Contract C109787	163
	Standard Contract C123575	164
	Standard Contract C132310	165
	Standard Contract C133194	166
	Information & Control Systems	
	Sanitation On-Call Consultants - ICSD	167
	Standard Contract C142177	176
	Wastewater Collection Systems Division (Inactive)	
	Standard Contract C132625	177
	Wastewater Engineering Services Division	
	Standard Contract C119948	178
	Standard Contract C125697	179
	Standard Contract C142633	180
	Watershed Protection Division	
	Standard Contract C144220	181
	Standard Contract C144221	182
XI	Non-Active Contracts	183
XII	Glossary	186

INDEX OF EXISTING CONTRACTS

This section contains two lists of existing contracts.

The first list groups contracts by Program and Division and sorted by Company Name.

The second list is sorted alphabetically by Company Name, then by Contract Number.

Personal Services Contract System
INDEX OF EXISTING CONTRACTS
(Sorted By Program, Division, Consultant, and Contract)

Report Date: 12/31/2023
LA Sanitation and Environment

Consultant	Contract	Contract Short Title	Ceiling Amount	Page
BIOSOLIDS MANAGEMENT				
Hyperion Water Reclamation Plant (HWRP)				
Denali Water Solutions, LLC.	C131727	Denali Water Solutions, LLC.	\$27,003,246	92
Nursery Products, LLC.	C131728	Nursery Products, LLC.	\$25,671,018	93
HAZARDOUS TOXIC MTRL Program				
Solid Resources Citywide Recycling (SRCR)				
Clean Harbors Environmental Services	C143651	Clean Harbors Environmental Services	\$432,800,000	95
Clean Harbors Environmental Services	C121334	Clean Harbors	\$126,000,000	94
Residential Curbside Collection Program				
Solid Resources -Support Services (SRSSD)				
Browning-Ferris Industries of California	C138499	Browning Ferris Industries (BFI)	\$450,814,325	97
CR&R, INC.	C139435	CR&R	\$121,752,557	98
Waste Management	C138498	Waste Management (WM)	\$92,202,887	96
SEWER CONSTRUCTION MNT Program				
Wastewater Collection Systems Division (Inactive) (WCSD)				
Pacific Sewer Maintenance Corp.	C134505	PSM, Inc.	\$15,000,000	99
SOLID WASTE Program				
Hyperion Water Reclamation Plant (HWRP)				
USA Waste of California, Inc.	C127303	USA Waste of California dba Waste Management	\$6,218,090	100
Solid Resources Commercial Franchise Division (SRCFD)				
Arakelian Enterprises, Inc. DBA Athens	C128879	Franchise - W. Los Angeles, N. Central and Harbor	\$1	112
Calmet Services Inc	C128875	Franchise - East Downtown Zone	\$1	108
Consolidated Disposal Services, LLC	C128880	Franchise - South LA and Northeast Valley	\$1	113
NASA Services, Inc.	C128876	Franchise - Downtown Zone	\$1	109
Universal Waste Systems, Inc.	C128881	Franchise - Northeast Zone	\$1	114
USA Waste of California, Inc.	C128878	Franchise - West Valley and Southeast Valley Zone	\$1	111
Ware Disposal Company Inc	C128877	Franchise - Southeast Zone	\$1	110
Solid Resources Citywide Recycling (SRCR)				
Electronic Recyclers of America, LLC	C123999	ERI	\$500,000	107
Solid Resources Processing & Construction (SRPC)				
CR&R, INC.	C123864	CR&R	\$98,308,980	115
Ecology Auto Parts, Inc. (Ecology Transport)	C123868	Ecology Auto Parts	\$98,308,980	116
Pacwest American Scale	C125401	Pacwest	\$500,000	117
Total Air Analysis, Inc.	C139511	Total Air Analysis	\$400,000	118
Solid Resources -Support Services (SRSSD)				
B&B Plastics Inc	C138039	B&B Plastics	\$750,000	105
BJ Used Tire & Rubber Recycling, Inc.	C125885	Used/Waste Tires reuse with BJ Tire	\$4,000,000	103
On Site Truck Washing, Inc.	C139248	On-Site Truck Wash	\$1,800,000	106
Southern California Disposal Co.	C123215	Southern California Disposal	\$10,000,000	101
USA Waste of California, Inc.	C127499	USA Waste of California, Inc.dba Waste Management	\$142,877,685	104
USA Waste of California, Inc.	C123735	USA Waste	\$57,724,812	102
SOLID WASTE/BIOSOLIDS Program				
Hyperion Water Reclamation Plant (HWRP)				
R & G Fanucchi Farms	C140919	R&G Fanucchi	\$35,416,745	119
Responsible Biosolids Management	C94375	Responsible Biosolids Management, Inc.	\$237,268,357	120
SUPPORT SERVICES				
Livability Services Division (LSD)				
Five Keys School and Program	C138634	Five Keys	\$10,702,010	121
Solid Resources Citywide Recycling (SRCR)				
Ensafe Inc.	C134523	Ensafe	\$0	128
Ninyo & Moore	C134524	Ninyo & Moore	\$2,908,871	129
Pinnacle Environmental Technologies	C134526	Pinnacle	\$39,862	131
Rincon Consultants, Inc.	C134527	Rincon	\$5,638	132
Stantec Consulting Services, Inc.	C134525	Stantec	\$323,272	130

Personal Services Contract System
INDEX OF EXISTING CONTRACTS
(Sorted By Program, Division, Consultant, and Contract)

Report Date: 12/31/2023
LA Sanitation and Environment

Consultant	Contract	Contract Short Title	Ceiling Amount	Page
SUPPORT SERVICES				
Solid Resources -Support Services (SRSSD)				
Arakelian Enterprises, Inc. DBA Athens	C142419	Arekelian (dba Athens Services)	\$687,031,879	127
EST Companies	C128194	EST Companies	\$800,000	122
Innovative Packaging Leaders, Inc. (IPL)	C134248	IPL North America, Inc.	\$10,110,756	124
Recology Blossom Valley Organics South	C142417	Recology - RBVOS	\$251,793,974	125
Rehrig Pacific Company	C133661	Rehrig Pacific	\$304,000,000	123
Waste Management Disposal Services of Calif.,	C142418	Waste Management	\$734,995,195	126
WASTEWATER PROGRAM				
Administration (ADMN)				
AECOM Technical Service, Inc.	C124327	AECOM	\$5,802,409	138
AKM Consulting Engineers	C124328	AKM	\$0	139
Atkins North America, Inc.	C124325	Atkins	\$149,868	136
Black & Veatch	C124323	Black & Veatch	\$1,987,600	134
Brown & Caldwell	C124326	Brown and Caldwell	\$11,298,917	137
Carollo Engineers	C124324	Carollo	\$27,787,572	135
CDM Smith Inc.	C124342	CDM Smith	\$9,052,353	152
CH2M Hill Engineers, Inc. (subsidiary of	C124343	CH2M Hill	\$20,883,354	153
D R Consultants & Designers, Inc.	C124341	D R Consultants	\$6,500,000	151
GeoSyntec Consultants	C124345	Geosyntec	\$25,807,264	155
Hazen & Sawyer, P.C.	C124322	Hazen and Sawyer	\$5,455,000	133
HDR Inc.	C124340	HDR	\$1,550,680	150
Kennedy/Jenks Consultants	C124339	Kennedy/Jenks	\$4,000,000	149
Larry Walker Associates	C124334	Larry Walker	\$18,449,000	144
Malcolm Pirnie, Inc.	C124333	Malcolm Pirnie / Arcadis	\$7,138,470	143
MARRS Services, Inc.	C124332	Marrs	\$0	142
Parsons Water & Infrastructure, Inc.	C124344	Parsons	\$1,990,148	154
Psomas	C124338	Psomas	\$0	148
Shaw Environmental and Infrastructure, Inc.	C124337	Shaw Environmental	\$2,360,000	147
Stantec formerly MWH Americas, Inc.	C124346	MWH	\$8,283,402	156
Tetra Tech, Inc.	C124331	Tetra Tech	\$30,969,883	141
TRC Solutions, Inc	C124330	TRC	\$10,548,751	140
Woodard & Curran Inc. (Formerly RMC Water	C124335	RMC	\$300,000	145
WSP USA Inc(Formerly Parsons Brinckerhoff	C124336	Parsons Brinckerhoff	\$999,500	146
Clean Water North Collection Systems (CWNCD)				
National Plant Services, Inc.	C139249	National Plant Services	\$20,000,000	157
Professional Pipe Services	C139428	Pro Pipe	\$20,000,000	158
Donald C. Tillman Water Reclamation Plant (DCT)				
Parkwood Landscape Maintenance Inc.	C144143	Parkwood	\$9,000,000	159
Environmental Monitoring Division (EMD)				
S. Cal. Coastal Water Research	C63807	Southern California Coastal	\$15,177,107	160
Hyperion Water Reclamation Plant (HWRP)				
ACCO ENGINEERED SYSTEMS INC.	C136181	Acco	\$63,000,000	161
Ballard Diving & Salvage, Inc.	C132310	Outfall Annual Inspections	\$1,050,000	165
Constellation NewEnergy, Inc	C123575	Constellation	\$227,555,000	164
MURRAY PLUMBING & HEATING	C136182	Murray Company	\$63,000,000	162
Terralog Technologies USA, Inc.	C109787	Terralog Technologies USA, Inc	\$113,584,899	163
Walsh Construction Company	C133194	Progressive Design-Build Agreement	\$92,892,535	166
Information & Control Systems (ICSD)				
3Di Inc.	C127363	3DI, Inc.	\$634,000	172
CDM Smith Inc.	C127364	CDM Smith, Inc.	\$0	173
CH2M Hill Engineers, Inc. (subsidiary of	C127359	CH2M Hill Engineers, Inc.	\$5,068,259	169
DCSE Inc.	C127362	DCSE, Inc.	\$10,527,838	171
Inflection Point Solutions	C142177	Inflection Point Solutions	\$9,524,230	176
Inflection Point Solutions	C127373	Inflection Point Solutions, LLC	\$949,960	175

Personal Services Contract System
INDEX OF EXISTING CONTRACTS
(Sorted By Program, Division, Consultant, and Contract)

Report Date: 12/31/2023
LA Sanitation and Environment

Consultant	Contract	Contract Short Title	Ceiling Amount	Page
WASTEWATER PROGRAM				
Information & Control Systems (ICSD)				
Nth Generation Computing	C127360	Nth Generation Computing, Inc.	\$148,918	170
Parsons	C127357	Parsons Environment & Infrastructure Group, Inc.	\$0	167
Tetra Tech, Inc.	C127358	Tetra Tech, Inc.	\$146,000	168
Westin Engineering, Inc.	C127372	Westin Engineering, Inc.	\$0	174
Wastewater Collection Systems Division (Inactive) (WCSD)				
Golden Bell Products, Inc	C132625	Roach Control and Treatment Services	\$995,000	177
Wastewater Engineering Services Division (WESD)				
Hach Company	C125697	McCrometer (acquired Hach Company)	\$13,000,000	179
Honeywell International, Inc	C119948	Honeywell International Inc.	\$97,500,885	178
Jacobs Project Management Co.	C142633	Jacobs Project Management Company (JPMCo)	\$29,822,735	180
Watershed Protection Division (WPD)				
Ecology Control Industries, Inc.	C144221	Ecology (American Stormwater)	\$12,000,000	182
G2 Construction, Inc.	C144220	G2	\$8,000,000	181

Total Number of Contracts: 91

Personal Services Contract System
INDEX OF EXISTING CONTRACTS
(Sorted By Consultant, and Contract)

Report Date: 12/31/2023
LA Sanitation and Environment

Consultant	Contract	Contract Short Title	Prog	Div	Ceiling Amount	Page
3Di Inc.	C127363	3DI, Inc.	WW	ICSD	\$634,000	172
ACCO ENGINEERED SYSTEMS INC.	C136181	Acco	WW	HWR	\$63,000,000	161
AECOM Technical Service, Inc.	C124327	AECOM	WW	ADM	\$5,802,409	138
AKM Consulting Engineers	C124328	AKM	WW	ADM	\$0	139
Arakelian Enterprises, Inc. DBA Athens Services	C142419	Arekelian (dba Athens Services)	SS	SRS	\$687,031,879	127
Arakelian Enterprises, Inc. DBA Athens Services	C128879	Franchise - W. Los Angeles, N. Central and Harbor	SW	SRC	\$1	112
Atkins North America, Inc.	C124325	Atkins	WW	ADM	\$149,868	136
B&B Plastics Inc	C138039	B&B Plastics	SW	SRS	\$750,000	105
Ballard Diving & Salvage, Inc.	C132310	Outfall Annual Inspections	WW	HWR	\$1,050,000	165
BJ Used Tire & Rubber Recycling, Inc.	C125885	Used/Waste Tires reuse with BJ Tire	SW	SRS	\$4,000,000	103
Black & Veatch	C124323	Black & Veatch	WW	ADM	\$1,987,600	134
Brown & Caldwell	C124326	Brown and Caldwell	WW	ADM	\$11,298,917	137
Browning-Ferris Industries of California	C138499	Browning Ferris Industries (BFI)	RCC	SRS	\$450,814,325	97
Calmet Services Inc	C128875	Franchise - East Downtown Zone	SW	SRC	\$1	108
Carollo Engineers	C124324	Carollo	WW	ADM	\$27,787,572	135
CDM Smith Inc.	C124342	CDM Smith	WW	ADM	\$9,052,353	152
CDM Smith Inc.	C127364	CDM Smith, Inc.	WW	ICSD	\$0	173
CH2M Hill Engineers, Inc. (subsidiary of Jacobs)	C124343	CH2M Hill	WW	ADM	\$20,883,354	153
CH2M Hill Engineers, Inc. (subsidiary of Jacobs)	C127359	CH2M Hill Engineers, Inc.	WW	ICSD	\$5,068,259	169
Clean Harbors Environmental Services	C143651	Clean Harbors Environmental Services	HTM	SRC	\$432,800,000	95
Clean Harbors Environmental Services	C121334	Clean Harbors	HTM	SRC	\$126,000,000	94
Consolidated Disposal Services, LLC	C128880	Franchise - South LA and Northeast Valley	SW	SRC	\$1	113
Constellation NewEnergy, Inc	C123575	Constellation	WW	HWR	\$227,555,000	164
CR&R, INC.	C139435	CR&R	RCC	SRS	\$121,752,557	98
CR&R, INC.	C123864	CR&R	SW	SRP	\$98,308,980	115
D R Consultants & Designers, Inc.	C124341	D R Consultants	WW	ADM	\$6,500,000	151
DCSE Inc.	C127362	DCSE, Inc.	WW	ICSD	\$10,527,838	171
Denali Water Solutions, LLC.	C131727	Denali Water Solutions, LLC.	BM	HWR	\$27,003,246	92
Ecology Auto Parts, Inc. (Ecology Transport)	C123868	Ecology Auto Parts	SW	SRP	\$98,308,980	116
Ecology Control Industries, Inc.	C144221	Ecology (American Stormwater)	WW	WPD	\$12,000,000	182
Electronic Recyclers of America, LLC	C123999	ERI	SW	SRC	\$500,000	107
Ensafe Inc.	C134523	Ensafe	SS	SRC	\$0	128
EST Companies	C128194	EST Companies	SS	SRS	\$800,000	122
Five Keys School and Program	C138634	Five Keys	SS	LSD	\$10,702,010	121
G2 Construction, Inc.	C144220	G2	WW	WPD	\$8,000,000	181
GeoSyntec Consultants	C124345	Geosyntec	WW	ADM	\$25,807,264	155
Golden Bell Products, Inc	C132625	Roach Control and Treatment Services	WW	WCS	\$995,000	177
Hach Company	C125697	McCrometer (acquired Hach Company)	WW	WES	\$13,000,000	179
Hazen & Sawyer, P.C.	C124322	Hazen and Sawyer	WW	ADM	\$5,455,000	133
HDR Inc.	C124340	HDR	WW	ADM	\$1,550,680	150
Honeywell International, Inc	C119948	Honeywell International Inc.	WW	WES	\$97,500,885	178
Inflection Point Solutions	C142177	Inflection Point Solutions	WW	ICSD	\$9,524,230	176
Inflection Point Solutions	C127373	Inflection Point Solutions, LLC	WW	ICSD	\$949,960	175
Innovative Packaging Leaders, Inc. (IPL Plastics,	C134248	IPL North America, Inc.	SS	SRS	\$10,110,756	124
Jacobs Project Management Co.	C142633	Jacobs Project Management Company (JPMCo)	WW	WES	\$29,822,735	180
Kennedy/Jenks Consultants	C124339	Kennedy/Jenks	WW	ADM	\$4,000,000	149
Larry Walker Associates	C124334	Larry Walker	WW	ADM	\$18,449,000	144
Malcolm Pirnie, Inc.	C124333	Malcolm Pirnie / Arcadis	WW	ADM	\$7,138,470	143
MARRS Services, Inc.	C124332	Marrs	WW	ADM	\$0	142
MURRAY PLUMBING & HEATING	C136182	Murray Company	WW	HWR	\$63,000,000	162
NASA Services, Inc.	C128876	Franchise - Downtown Zone	SW	SRC	\$1	109
National Plant Services, Inc.	C139249	National Plant Services	WW	CWN	\$20,000,000	157
Ninyo & Moore	C134524	Ninyo & Moore	SS	SRC	\$2,908,871	129
Nth Generation Computing	C127360	Nth Generation Computing, Inc.	WW	ICSD	\$148,918	170

Personal Services Contract System
INDEX OF EXISTING CONTRACTS
(Sorted By Consultant, and Contract)

Report Date: 12/31/2023
LA Sanitation and Environment

Consultant	Contract	Contract Short Title	Prog	Div	Ceiling Amount	Page
Nursery Products, LLC.	C131728	Nursery Products, LLC.	BM	HWR	\$25,671,018	93
On Site Truck Washing, Inc.	C139248	On-Site Truck Wash	SW	SRS	\$1,800,000	106
Pacific Sewer Maintenance Corp.	C134505	PSM, Inc.	SCM	WCS	\$15,000,000	99
Pacwest American Scale	C125401	Pacwest	SW	SRP	\$500,000	117
Parkwood Landscape Maintenance Inc.	C144143	Parkwood	WW	DCT	\$9,000,000	159
Parsons	C127357	Parsons Environment & Infrastructure Group, Inc.	WW	ICSD	\$0	167
Parsons Water & Infrastructure, Inc.	C124344	Parsons	WW	ADM	\$1,990,148	154
Pinnacle Environmental Technologies	C134526	Pinnacle	SS	SRC	\$39,862	131
Professional Pipe Services	C139428	Pro Pipe	WW	CWN	\$20,000,000	158
Psomas	C124338	Psomas	WW	ADM	\$0	148
R & G Fanucchi Farms	C140919	R&G Fanucchi	SWB	HWR	\$35,416,745	119
Recology Blossom Valley Organics South	C142417	Recology - RBVOS	SS	SRS	\$251,793,974	125
Rehrig Pacific Company	C133661	Rehrig Pacific	SS	SRS	\$304,000,000	123
Responsible Biosolids Management	C94375	Responsible Biosolids Management, Inc.	SWB	HWR	\$237,268,357	120
Rincon Consultants, Inc.	C134527	Rincon	SS	SRC	\$5,638	132
S. Cal. Coastal Water Research	C63807	Southern California Coastal	WW	EMD	\$15,177,107	160
Shaw Environmental and Infrastructure, Inc.	C124337	Shaw Environmental	WW	ADM	\$2,360,000	147
Southern California Disposal Co.	C123215	Southern California Disposal	SW	SRS	\$10,000,000	101
Stantec Consulting Services, Inc.	C134525	Stantec	SS	SRC	\$323,272	130
Stantec formerly MWH Americas, Inc.	C124346	MWH	WW	ADM	\$8,283,402	156
Terralog Technologies USA, Inc.(GeoEnvironment	C109787	Terralog Technologies USA, Inc	WW	HWR	\$113,584,899	163
Tetra Tech, Inc.	C124331	Tetra Tech	WW	ADM	\$30,969,883	141
Tetra Tech, Inc.	C127358	Tetra Tech, Inc.	WW	ICSD	\$146,000	168
Total Air Analysis, Inc.	C139511	Total Air Analysis	SW	SRP	\$400,000	118
TRC Solutions, Inc	C124330	TRC	WW	ADM	\$10,548,751	140
Universal Waste Systems, Inc.	C128881	Franchise - Northeast Zone	SW	SRC	\$1	114
USA Waste of California, Inc.	C127499	USA Waste of California, Inc.dba Waste Management	SW	SRS	\$142,877,685	104
USA Waste of California, Inc.	C123735	USA Waste	SW	SRS	\$57,724,812	102
USA Waste of California, Inc.	C127303	USA Waste of California dba Waste Management	SW	HWR	\$6,218,090	100
USA Waste of California, Inc.	C128878	Franchise - West Valley and Southeast Valley Zone	SW	SRC	\$1	111
Walsh Construction Company	C133194	Progressive Design-Build Agreement	WW	HWR	\$92,892,535	166
Ware Disposal Company Inc	C128877	Franchise - Southeast Zone	SW	SRC	\$1	110
Waste Management	C138498	Waste Management (WM)	RCC	SRS	\$92,202,887	96
Waste Management Disposal Services of Calif.,	C142418	Waste Management	SS	SRS	\$734,995,195	126
Westin Engineering, Inc.	C127372	Westin Engineering, Inc.	WW	ICSD	\$0	174
Woodard & Curran Inc. (Formerly RMC Water and	C124335	RMC	WW	ADM	\$300,000	145
WSP USA Inc(Formerly Parsons Brinckerhoff Inc.)	C124336	Parsons Brinckerhoff	WW	ADM	\$999,500	146

Total Number of Contracts: 91

**CONTRACTS
EXPIRING WITHIN A
YEAR**

This section contains groups of contracts which are either expired and still on the PSCS active file or going to expire within the next twelve months. The comments in the group headings describe the contract group services and the action to be performed as they near expiration.

Personal Services Contract System

CONTRACTS EXPIRING WITHIN A YEAR

(Sorted by Contract Groups, Expiration Date, and Consultant)

Report Date: 12/31/2023
LA Sanitation and Environment

These on call contracts are for planning and technical services for wastewater, stormwater and solid resources programs. LASAN will exercise 5-year renewal option contained in the contracts (except for Contract C-124329 with AECOM formerly URS Corp.).

Expiration Date	Consultant	Contract Number	Authorized Task NTP Amount	Unpaid Balance on Task Amount	Contract Manager
1 7/22/2024	Woodard & Curran Inc. (Formerly RMC Water and Environment) (OBE)	C124335	\$300,000	\$121,882	Nancy Lantin
2 7/23/2024	AECOM Technical Service, Inc. (OBE)	C124327	\$5,561,102	\$3,688,847	Nancy Lantin
3 7/23/2024	AKM Consulting Engineers (SBE, DBE)	C124328	\$0	\$0	Nancy Lantin
4 7/23/2024	Atkins North America, Inc. (OBE)	C124325	\$149,868	\$1	Nancy Lantin
5 7/23/2024	Black & Veatch (OBE)	C124323	\$1,987,600	\$1,472,879	Nancy Lantin
6 7/23/2024	Brown & Caldwell (OBE)	C124326	\$11,810,660	-\$100,546	Nancy Lantin
7 7/23/2024	Carollo Engineers (OBE)	C124324	\$27,787,572	-\$33,932,247	Nancy Lantin
8 7/23/2024	CDM Smith Inc. (OBE)	C124342	\$8,643,566	\$3,257,139	Nancy Lantin
9 7/23/2024	CH2M Hill Engineers, Inc. (subsidiary of Jacobs) (OBE)	C124343	\$19,676,354	\$3,098,538	Nancy Lantin
10 7/23/2024	D R Consultants & Designers, Inc. (MBE, WBE, SBE, EBE)	C124341	\$6,500,000	\$107,221	Nancy Lantin
11 7/23/2024	GeoSyntec Consultants (OBE)	C124345	\$25,557,564	\$4,494,072	Nancy Lantin
12 7/23/2024	Hazen & Sawyer, P.C. (OBE)	C124322	\$4,455,000	\$3,627,759	Nancy Lantin
13 7/23/2024	HDR Inc. (OBE)	C124340	\$1,837,276	\$1,137,496	Nancy Lantin
14 7/23/2024	Kennedy/Jenks Consultants (OBE)	C124339	\$4,319,922	\$761,041	Nancy Lantin
15 7/23/2024	Larry Walker Associates (SBE)	C124334	\$18,552,500	\$5,509,020	Nancy Lantin
16 7/23/2024	Malcolm Pirnie, Inc. (OBE)	C124333	\$6,758,919	\$1,829,846	Nancy Lantin
17 7/23/2024	MARRS Services, Inc. (MBE, WBE, SBE)	C124332	\$0	\$0	Nancy Lantin
18 7/23/2024	Parsons Water & Infrastructure, Inc. (OBE)	C124344	\$1,990,148	\$1,928,574	Nancy Lantin
19 7/23/2024	Psomas (OBE)	C124338	\$0	\$0	Nancy Lantin
20 7/23/2024	Shaw Environmental and Infrastructure, Inc. (OBE)	C124337	\$3,000,000	\$1,078,881	Nancy Lantin
21 7/23/2024	Stantec formerly MWH Americas, Inc. (OBE)	C124346	\$7,683,401	\$4,215,533	Nancy Lantin
22 7/23/2024	Tetra Tech, Inc. (OBE)	C124331	\$30,463,018	\$4,617,180	Nancy Lantin
23 7/23/2024	TRC Solutions, Inc (OBE)	C124330	\$9,686,751	\$4,150,204	Nancy Lantin
24 7/23/2024	WSP USA Inc(Formerly Parsons Brinckerhoff Inc.) (DBE, OBE)	C124336	\$999,500	\$77,476	Nancy Lantin

Contracts will be renewed.

Expiration Date	Consultant	Contract Number	Authorized Task NTP Amount	Unpaid Balance on Task Amount	Contract Manager
1 4/8/2023	Inflection Point Solutions (OBE)	C127373	\$949,960	\$231,418	NICOLAS TRAN
2 4/7/2024	3Di Inc. (MBE)	C127363	\$134,000	-\$12,820	NICOLAS TRAN
3 4/7/2024	CDM Smith Inc. (OBE)	C127364	\$0	\$0	NICOLAS TRAN
4 4/7/2024	CH2M Hill Engineers, Inc. (subsidiary of Jacobs) (OBE)	C127359	\$5,068,259	\$91,636	NICOLAS TRAN
5 4/7/2024	DCSE Inc. (OBE)	C127362	\$9,317,838	-\$1,857,951	NICOLAS TRAN
6 4/7/2024	Nth Generation Computing (OBE)	C127360	\$0	-\$42,484	NICOLAS TRAN
7 4/7/2024	Parsons (OBE)	C127357	\$0	\$0	NICOLAS TRAN
8 4/7/2024	Tetra Tech, Inc. (OBE)	C127358	\$146,000	\$1,318	NICOLAS TRAN
9 4/7/2024	Westin Engineering, Inc. (OBE)	C127372	\$0	\$0	NICOLAS TRAN

This contract is for Residential Special Materials, Conditionally Exempt Small Generators, and Permanent Collection Sites Program. LASAN will execute amendment number 1 to the contract and exercise 3-year renewal option.

Expiration Date	Consultant	Contract Number	Authorized Task NTP Amount	Unpaid Balance on Task Amount	Contract Manager
1 11/1/2023	Clean Harbors Environmental Services (OBE)	C121334	\$126,000,000	\$10,648,826	John Park

Personal Services Contract System
CONTRACTS EXPIRING WITHIN A YEAR
(Sorted by Contract Groups, Expiration Date, and Consultant)

Report Date: 12/31/2023
LA Sanitation and Environment

This sole source contract provides transfer, transport and disposal services of City waste from the West LA watershed to City designated facilities. LASAN will exercise a renewal option contained in the contract.

Expiration Date	Consultant	Contract Number	Authorized Task NTP Amount	Unpaid Balance on Task Amount	Contract Manager
1 10/30/2023	Southern California Disposal Co. (OBE)	C123215	\$24,000,000	\$3,886,333	Darshna Patel

This contract is for disposal services for Residual Municipal Solid Waste in the City of Los Angeles. LASAN will execute contract with proposer selected through RFP process.

Expiration Date	Consultant	Contract Number	Authorized Task NTP Amount	Unpaid Balance on Task Amount	Contract Manager
1 3/17/2024	USA Waste of California, Inc. (OBE)	C123735	\$57,724,812	\$5,013,400	Rowena Romano

This contract provides sewer roach control and treatment.

Expiration Date	Consultant	Contract Number	Authorized Task NTP Amount	Unpaid Balance on Task Amount	Contract Manager
1 1/7/2024	Golden Bell Products, Inc (OBE)	C132625	\$995,000	\$231,605	Nelema Bhowmick

This contract provides for the receipt, processing, and reuse of green material, food material, and/or horse manure from the City of Los Angeles' Curbside Collection Program

Expiration Date	Consultant	Contract Number	Authorized Task NTP Amount	Unpaid Balance on Task Amount	Contract Manager
1 5/8/2024	USA Waste of California, Inc. (OBE)	C127499	\$142,877,685	\$43,906,255	Rowena Romano

This contract provides for collection, transportation, and processing of used/waste tires for beneficial reuse. LASAN intends to amend contract to extend term.

Expiration Date	Consultant	Contract Number	Authorized Task NTP Amount	Unpaid Balance on Task Amount	Contract Manager
1 6/29/2020	BJ Used Tire & Rubber Recycling, Inc. (OBE)	C125885	\$4,000,000	\$3,593,898	Ronald Milo

This contract provides for the landfill disposal of grit and screenings

Expiration Date	Consultant	Contract Number	Authorized Task NTP Amount	Unpaid Balance on Task Amount	Contract Manager
1 6/30/2024	USA Waste of California, Inc. (OBE)	C127303	\$6,218,090	\$1,530,994	Alan Tran

Expiration Date	Consultant	Contract Number	Authorized Task NTP Amount	Unpaid Balance on Task Amount	Contract Manager
1 5/16/2024	Walsh Construction Company (OBE)	C133194	\$92,892,535	\$92,892,535	CHRISTINA JONES

Expiration Date	Consultant	Contract Number	Authorized Task NTP Amount	Unpaid Balance on Task Amount	Contract Manager
1 10/16/2024	Pacific Sewer Maintenance Corp. (OBE)	C134505	\$15,000,000	\$6,619,953	Clint Menk

Personal Services Contract System
CONTRACTS EXPIRING WITHIN A YEAR
(Sorted by Contract Groups, Expiration Date, and Consultant)

Report Date: 12/31/2023
LA Sanitation and Environment

These on-call contract are for environmental site assessment and technical support services for the Brownfields Program.

Expiration Date	Consultant	Contract Number	Authorized Task NTP Amount	Unpaid Balance on Task Amount	Contract Manager
1 11/25/2024	Ensaf Inc. (OBE)	C134523	\$0	-\$37,927	COLETTE MONELL
2 11/25/2024	Ninyo & Moore (MBE)	C134524	\$3,495	-\$38,297	COLETTE MONELL
3 11/25/2024	Pinnacle Environmental Technologies (OBE)	C134526	\$0	-\$9,590	COLETTE MONELL
4 11/25/2024	Rincon Consultants, Inc. (OBE)	C134527	\$5,638	\$0	COLETTE MONELL
5 11/25/2024	Stantec Consulting Services, Inc. (OBE)	C134525	\$323,272	\$108,224	COLETTE MONELL

LASAN is amending contract to extend services.

Expiration Date	Consultant	Contract Number	Authorized Task NTP Amount	Unpaid Balance on Task Amount	Contract Manager
1 6/30/2023	Five Keys School and Program (OBE)	C138634	\$10,702,010	\$8,719,488	Gabriel Miranda

Total number of contracts expiring within a year: 48

**NEGATIVE
DEVIATION REPORT
OF
SUBCONSULTANT
PLEDGES**

This section displays all contracts and consultants that are severely not complying with the cumulative Task MBE/WBE/SBE/EBE/DVBE or DBE participation goals. New contract tasks are given a greater leniency for the first 10 percent of their invoiced amount against their NTP amount. Tasks whose invoiced amounts are greater than 10% of their NTP amount will be measured by the difference between the percent sub-invoiced amount and their corresponding percent pledged per subconsultant business categories. Any differences less than -0.5% will be flagged significant negative deviations and will require the Prime consultant to explain why the subconsultant pledged goals are not met.

The list groups Program and Division, and sorts by Contract Number

Personal Services Contract System
NEGATIVE DEVIATION REPORT OF SUBCONSULTANT PLEDGES

(Sorted by Program, Division, and Contract Number)

Report Date: 12/31/2023
 LA Sanitation and Environment

HAZARDOUS TOXIC MTRL Program (HTM)

Solid Resources Citywide Recycling (SRCR)

C121334 Clean Harbors Environmental Services (OBE)

Business Category	Weighted Pledged Amount	Weighted Pledged Percent	Actual Amount Invoiced	Actual Percent Participation	Deviation Amount	Deviation Percent
MBE	\$8,847,435.02	7.67%	\$5,913,659.87	5.12%	(\$2,933,775.15)	-2.55%

Contractor will meet pledge participation as payments are processed.

SEWER CONSTRUCTION MNT Program (SCM)

Wastewater Collection Systems Division (Inactive) (WCSD)

C134505 Pacific Sewer Maintenance Corp. (OBE)

Business Category	Weighted Pledged Amount	Weighted Pledged Percent	Actual Amount Invoiced	Actual Percent Participation	Deviation Amount	Deviation Percent
WBE	\$70,392.39	0.84%	\$11,331.91	0.13%	(\$59,060.48)	-0.71%

Contractor will meet pledged participation levels as contract progresses.

SOLID WASTE Program (SW)

Solid Resources -Support Services (SRSSD)

C127499 USA Waste of California, Inc. (OBE)

Business Category	Weighted Pledged Amount	Weighted Pledged Percent	Actual Amount Invoiced	Actual Percent Participation	Deviation Amount	Deviation Percent
MBE	\$12,866,285.89	13.00%	\$10,858,701.60	10.97%	(\$2,007,584.29)	-2.03%

Contractor projected to meet pledged participation.

SOLID WASTE/BIOSOLIDS Program (SWB)

Hyperion Water Reclamation Plant (HWRP)

C94375 Responsible Biosolids Management (OBE)

Business Category	Weighted Pledged Amount	Weighted Pledged Percent	Actual Amount Invoiced	Actual Percent Participation	Deviation Amount	Deviation Percent
WBE	\$37,833,155.33	22.02%	\$33,553,230.00	19.52%	(\$4,279,925.33)	-2.50%

Contractor will meet pledged participation towards end of contract term.

SUPPORT SERVICES (SS)

Solid Resources Citywide Recycling (SRCR)

C134524 Ninyo & Moore (MBE)

Business Category	Weighted Pledged Amount	Weighted Pledged Percent	Actual Amount Invoiced	Actual Percent Participation	Deviation Amount	Deviation Percent
MBE	\$5,284.96	12.65%	\$465.00	1.11%	(\$4,819.96)	-11.54%
SBE	\$14,974.05	35.83%	\$5,046.47	12.07%	(\$9,927.58)	-23.76%

MBE: Subcontractor participation will increase as project progresses

SBE: Subcontractor participation will increase as project progresses

Personal Services Contract System
NEGATIVE DEVIATION REPORT OF SUBCONSULTANT PLEDGES

(Sorted by Program, Division, and Contract Number)

Report Date: 12/31/2023
 LA Sanitation and Environment

SUPPORT SERVICES (SS)

Solid Resources Citywide Recycling (SRCR)

C134525 Stantec Consulting Services, Inc. (OBE)

Business Category	Weighted Pledged Amount	Weighted Pledged Percent	Actual Amount Invoiced	Actual Percent Participation	Deviation Amount	Deviation Percent
WBE	\$28,985.28	13.48%	\$18,823.34	8.75%	(\$10,161.94)	-4.73%
SBE	\$43,614.99	20.28%	\$19,283.12	8.96%	(\$24,331.87)	-11.32%

WBE/SBE: Subcontractor participation will increase as project progresses.
 <No Comment Provided for SBE Deviation>

Solid Resources -Support Services (SRSSD)

C133661 Rehrig Pacific Company (OBE)

Business Category	Weighted Pledged Amount	Weighted Pledged Percent	Actual Amount Invoiced	Actual Percent Participation	Deviation Amount	Deviation Percent
MBE	\$867,844.04	2.05%	\$427,063.89	1.00%	(\$440,780.15)	-1.05%

Subcontractor utilization will increase as project progresses.

WASTEWATER PROGRAM (WW)

Administration (ADMN)

C124322 Hazen & Sawyer, P.C. (OBE)

Business Category	Weighted Pledged Amount	Weighted Pledged Percent	Actual Amount Invoiced	Actual Percent Participation	Deviation Amount	Deviation Percent
MBE	\$123,043.19	14.87%	\$46,205.00	5.58%	(\$76,838.19)	-9.29%
WBE	\$45,306.07	5.48%	\$15,426.00	1.86%	(\$29,880.07)	-3.62%
SBE	\$187,168.70	22.63%	\$147,092.00	17.78%	(\$40,076.70)	-4.85%
EBE	\$167,931.05	20.30%	\$131,666.00	15.91%	(\$36,265.05)	-4.39%

MBE Deviation: TOS SN-26 (closed) Contractor did not achieve pledged participation. LASAN staff performed the subcontractor portion of the lab testing.

WBE Deviation: TOS SN-94 Subcontractor participation will increase as project progresses.

SBE Deviation: See MBE comment above.

EBE Deviation: See MBE comment above.

C124324 Carollo Engineers (OBE)

Business Category	Weighted Pledged Amount	Weighted Pledged Percent	Actual Amount Invoiced	Actual Percent Participation	Deviation Amount	Deviation Percent
WBE	\$3,747,466.30	6.07%	\$2,211,107.47	3.58%	(\$1,536,358.83)	-2.49%
SBE	\$8,240,812.78	13.35%	\$5,315,881.53	8.61%	(\$2,924,931.25)	-4.74%

WBE Deviation: TOS SN-14 (closed) See SBE comment.

SBE Deviation: TOS SN-14 (closed) Subconsultants were able to complete tasks without utilizing the full contract amount.

C124326 Brown & Caldwell (OBE)

Business Category	Weighted Pledged Amount	Weighted Pledged Percent	Actual Amount Invoiced	Actual Percent Participation	Deviation Amount	Deviation Percent
MBE	\$2,128,041.30	17.87%	\$2,007,077.03	16.85%	(\$120,964.27)	-1.02%

TOS SN-12 (Technical Services for Monitoring in the Upper LA River & Santa Monica Bay Watersheds: Contractor is expected to meet goal.

TOS SN-71A (Structural Conditions Assessment of North Outfall Sewer Pipe): Few invoices received to date. Contractor is expected to meet goal.

Personal Services Contract System
NEGATIVE DEVIATION REPORT OF SUBCONSULTANT PLEDGES

(Sorted by Program, Division, and Contract Number)

Report Date: 12/31/2023
 LA Sanitation and Environment

WASTEWATER PROGRAM (WW)

Administration (ADMN)

C124327 AECOM Technical Service, Inc. (OBE)

Business Category	Weighted Pledged Amount	Weighted Pledged Percent	Actual Amount Invoiced	Actual Percent Participation	Deviation Amount	Deviation Percent
EBE	\$81,975.81	6.82%	\$67,500.00	5.61%	(\$14,475.81)	-1.21%

EBE Deviation: SN-102: Subcontractor participation will increase as project progresses.

C124331 Tetra Tech, Inc. (OBE)

Business Category	Weighted Pledged Amount	Weighted Pledged Percent	Actual Amount Invoiced	Actual Percent Participation	Deviation Amount	Deviation Percent
SBE	\$8,690,629.92	33.62%	\$6,913,383.52	26.74%	(\$1,777,246.40)	-6.88%
EBE	\$6,247,100.15	24.17%	\$5,971,320.37	23.10%	(\$275,779.78)	-1.07%

SBE/EBE Deviation: Subcontractor participation will increase as projects progress.

C124333 Malcolm Pirnie, Inc. (OBE)

Business Category	Weighted Pledged Amount	Weighted Pledged Percent	Actual Amount Invoiced	Actual Percent Participation	Deviation Amount	Deviation Percent
WBE	\$347,928.72	7.06%	\$225,034.36	4.56%	(\$122,894.36)	-2.50%
SBE	\$320,488.32	6.50%	\$202,081.36	4.09%	(\$118,406.96)	-2.41%
EBE	\$308,891.13	6.27%	\$146,222.51	2.96%	(\$162,668.62)	-3.31%

WBE Deviation:

TOS SN-29: Subcontractor participation will increase as project progresses.

SBE Deviation:

See WBE Comment.

EBE Deviation:

See WBE Comment.

C124334 Larry Walker Associates (SBE)

Business Category	Weighted Pledged Amount	Weighted Pledged Percent	Actual Amount Invoiced	Actual Percent Participation	Deviation Amount	Deviation Percent
MBE	\$1,664,589.03	12.76%	\$1,292,287.89	9.90%	(\$372,301.14)	-2.86%
WBE	\$907,256.88	6.96%	\$273,657.63	2.09%	(\$633,599.25)	-4.87%

MBE Deviation: TOS SN-95 Subcontractor utilization will increase as project progresses.

WBE Deviation: TOS SN-44 Contractor may not meet goal. Limited availability of WBE subconsultants performing specialized type of work. A key WBE subcontractor retired prior to initiating work on key regulatory efforts related to the reissuance of the City's four water reclamation permits. A key work effort related to climate change that was to be conducted by a WBE/SBE/EBE firm did not materialize. Note: As of Feb 2021, LWA certified as WBE.

C124335 Woodard & Curran Inc. (Formerly RMC Water and Environment) (OBE)

Business Category	Weighted Pledged Amount	Weighted Pledged Percent	Actual Amount Invoiced	Actual Percent Participation	Deviation Amount	Deviation Percent
SBE	\$59,313.14	33.30%	\$36,014.13	20.21%	(\$23,299.01)	-13.09%
EBE	\$29,745.63	16.70%	\$8,036.88	4.51%	(\$21,708.75)	-12.19%

SBE Deviation: Project completion stalled by Covid-19 and services anticipated to be met upon approval of TOS

Amendment

EBE Deviation: See SBE comments above.

Personal Services Contract System
NEGATIVE DEVIATION REPORT OF SUBCONSULTANT PLEDGES

(Sorted by Program, Division, and Contract Number)

Report Date: 12/31/2023
 LA Sanitation and Environment

WASTEWATER PROGRAM (WW)

Administration (ADMN)

C124336 WSP USA Inc(Formerly Parsons Brinckerhoff Inc.) (DBE, OBE)

Business Category	Weighted Pledged Amount	Weighted Pledged Percent	Actual Amount Invoiced	Actual Percent Participation	Deviation Amount	Deviation Percent
MBE	\$181,615.47	19.70%	\$170,525.00	18.49%	(\$11,090.47)	-1.21%

Subcontractor utilization will increase as project progresses.

C124337 Shaw Environmental and Infrastructure, Inc. (OBE)

Business Category	Weighted Pledged Amount	Weighted Pledged Percent	Actual Amount Invoiced	Actual Percent Participation	Deviation Amount	Deviation Percent
MBE	\$553,858.63	28.83%	\$294,310.65	15.31%	(\$259,547.98)	-13.52%
SBE	\$881,409.44	45.88%	\$664,169.13	34.57%	(\$217,240.31)	-11.31%
DVBE	\$450,694.54	23.46%	\$221,424.08	11.52%	(\$229,270.46)	-11.94%

MBE Deviation: TOS SN-64 (Residential Food Scrap In-Sink Disposal Pilot Program) Project completed 8/6/19. Amount of subcontractor work needed overestimated as fewer homes participated in program than as expected.

SBE Deviation: See MBE comment above.

DVBE Deviation: See MBE comment above.

C124339 Kennedy/Jenks Consultants (OBE)

Business Category	Weighted Pledged Amount	Weighted Pledged Percent	Actual Amount Invoiced	Actual Percent Participation	Deviation Amount	Deviation Percent
MBE	\$284,710.47	8.00%	\$195,868.61	5.50%	(\$88,841.86)	-2.50%
WBE	\$462,654.52	13.00%	\$260,704.27	7.32%	(\$201,950.25)	-5.68%

MBE Deviation: TOS SN-35 Due to changes in environmental regulations and policies, subcontract amounts were estimated. COVID-19 has also greatly curtailed any new work authorized since the beginning of 2020.

WBE Deviation: See MBE comment above.

C124340 HDR Inc. (OBE)

Business Category	Weighted Pledged Amount	Weighted Pledged Percent	Actual Amount Invoiced	Actual Percent Participation	Deviation Amount	Deviation Percent
SBE	\$21,170.68	3.03%	\$14,410.00	2.05%	(\$6,760.68)	-0.98%

SBE Deviation: See WBE comment above.

C124341 D R Consultants & Designers, Inc. (MBE, WBE, SBE, EBE)

Business Category	Weighted Pledged Amount	Weighted Pledged Percent	Actual Amount Invoiced	Actual Percent Participation	Deviation Amount	Deviation Percent
MBE	\$958,916.92	15.00%	\$651,506.50	10.19%	(\$307,410.42)	-4.81%
WBE	\$645,670.73	10.10%	\$364,998.69	5.70%	(\$280,672.04)	-4.40%
SBE	\$6,392,779.47	100.00%	\$3,934,629.37	61.54%	(\$2,458,150.10)	-38.46%
EBE	\$3,426,529.80	53.60%	\$697,310.92	10.90%	(\$2,729,218.88)	-42.70%

MBE Deviation: Subcontract participation will increase as project progresses.

WBE Deviation: See MBE comment above.

SBE Deviation: See MBE comment above.

EBE Deviation: See MBE comment above.

Personal Services Contract System
NEGATIVE DEVIATION REPORT OF SUBCONSULTANT PLEDGES

(Sorted by Program, Division, and Contract Number)

Report Date: 12/31/2023
 LA Sanitation and Environment

WASTEWATER PROGRAM (WW)

Administration (ADMN)

C124343 CH2M Hill Engineers, Inc. (subsidiary of Jacobs) (OBE)

Business Category	Weighted Pledged Amount	Weighted Pledged Percent	Actual Amount Invoiced	Actual Percent Participation	Deviation Amount	Deviation Percent
MBE	\$9,724,993.45	58.66%	\$9,069,532.27	54.70%	(\$655,461.18)	-3.96%
WBE	\$759,093.54	4.58%	\$617,294.73	3.72%	(\$141,798.81)	-0.86%

MBE Deviation: TOS SN-6 - Complete invoice information has not yet been entered into PSCS. Contract expected to meet pledge participation.

WBE Deviation:

* TOS SN-6: IT-related work to be performed by WBE subconsultant was transferred to another TOS.

C124345 GeoSyntec Consultants (OBE)

Business Category	Weighted Pledged Amount	Weighted Pledged Percent	Actual Amount Invoiced	Actual Percent Participation	Deviation Amount	Deviation Percent
MBE	\$5,750,505.79	27.40%	\$5,145,384.60	24.52%	(\$605,121.19)	-2.88%
WBE	\$650,915.27	3.10%	\$319,771.54	1.52%	(\$331,143.73)	-1.58%
SBE	\$6,125,417.35	29.19%	\$5,379,388.57	25.63%	(\$746,028.78)	-3.56%
EBE	\$4,972,449.71	23.70%	\$4,604,702.37	21.94%	(\$367,747.34)	-1.76%
DVBE	\$343,267.34	1.64%	\$166,886.89	0.79%	(\$176,380.45)	-0.85%

MBE Deviation:

TOS SN-72, SN-73 and SN 68-99 - Subcontractor utilization will increase as projects progress.

WBE Deviation: See MBE comment above.

SBE Deviation:

See MBE comment above.

EBE Deviation:

See MBE comment above.

DVBE Deviation: See MBE comment above.

C124346 Stantec formerly MWH Americas, Inc. (OBE)

Business Category	Weighted Pledged Amount	Weighted Pledged Percent	Actual Amount Invoiced	Actual Percent Participation	Deviation Amount	Deviation Percent
WBE	\$1,794,810.06	53.49%	\$1,560,532.95	46.51%	(\$234,277.11)	-6.98%

WBE Deviation: Subcontractor utilization will increase as project progresses.

Information & Control Systems (ICSD)

C127359 CH2M Hill Engineers, Inc. (subsidiary of Jacobs) (OBE)

Business Category	Weighted Pledged Amount	Weighted Pledged Percent	Actual Amount Invoiced	Actual Percent Participation	Deviation Amount	Deviation Percent
WBE	\$704,443.01	14.16%	\$646,043.15	12.98%	(\$58,399.86)	-1.18%
SBE	\$1,073,261.34	21.57%	\$815,657.88	16.38%	(\$257,603.46)	-5.19%
EBE	\$1,073,261.34	21.57%	\$778,854.12	15.65%	(\$294,407.22)	-5.92%

WBE Deviation: Subcontractor utilization will increase as project progresses.

SBE Deviation: See WBE comment above.

EBE Deviation: See WBE comment above.

C127373 Inflection Point Solutions (OBE)

Business Category	Weighted Pledged Amount	Weighted Pledged Percent	Actual Amount Invoiced	Actual Percent Participation	Deviation Amount	Deviation Percent
SBE	\$540,343.96	75.20%	\$418,060.00	58.18%	(\$122,283.96)	-17.02%

Contractor will not meet goal. Initial project milestone completed solely by Contractor without subcontractor services.

Personal Services Contract System
NEGATIVE DEVIATION REPORT OF SUBCONSULTANT PLEDGES

(Sorted by Program, Division, and Contract Number)

Report Date: 12/31/2023
LA Sanitation and Environment

WASTEWATER PROGRAM (WW)

Wastewater Engineering Services Division (WESD)

C142633 Jacobs Project Management Co. (OBE)

Business Category	Weighted Pledged Amount	Weighted Pledged Percent	Actual Amount Invoiced	Actual Percent Participation	Deviation Amount	Deviation Percent
MBE	\$1,310,770.59	20.31%	\$1,219,195.37	18.89%	(\$91,575.22)	-1.42%
WBE	\$492,426.37	7.63%	\$145,364.00	2.25%	(\$347,062.37)	-5.38%
SBE	\$1,504,385.15	23.31%	\$1,358,234.37	21.04%	(\$146,150.78)	-2.27%

Subcontractor participation will increase as project progresses.

<No Comment Provided for WBE Deviation>

<No Comment Provided for SBE Deviation>

**20 LARGEST TOTAL
AMOUNT AWARDED
TO PRIME
CONSULTANTS**

This section lists the top 20 Prime Companies by their collective contractual amounts awarded to them in descending order.

Personal Services Contract System
20 LARGEST TOTAL AMOUNT AWARDED TO PRIME CONSULTANTS

(Sorted by Total Amount of Contracts)

Report Date: 12/31/2023
LA Sanitation and Environment

Rank	Prime Consultant	Total Amount of Contracts	# of Cont.	Contracts
1	Waste Management Disposal Services of Calif., Inc. (OBE)	\$734,995,195	1	C142418
2	Arakelian Enterprises, Inc. DBA Athens Services (OBE)	\$687,031,880	2	C128879, C142419
3	Clean Harbors Environmental Services (OBE)	\$558,800,000	2	C121334, C143651
4	Browning-Ferris Industries of California (OBE)	\$450,814,325	1	C138499
5	Rehrig Pacific Company (OBE)	\$304,000,000	1	C133661
6	Recology Blossom Valley Organics South (OBE)	\$251,793,974	1	C142417
7	Responsible Biosolids Management (OBE)	\$237,268,357	1	C94375
8	Constellation NewEnergy, Inc (OBE)	\$227,555,000	1	C123575
9	CR&R, INC. (OBE)	\$220,061,537	2	C123864, C139435
10	USA Waste of California, Inc. (OBE)	\$206,820,588	4	C123735, C127303, C127499, C128878
11	Terralog Technologies USA, Inc.(GeoEnvironment Technologies) (OBE)	\$113,584,899	1	C109787
12	Ecology Auto Parts, Inc. (Ecology Transport) (OBE)	\$98,308,980	1	C123868
13	Honeywell International, Inc (OBE)	\$97,500,885	1	C119948
14	Walsh Construction Company (OBE)	\$92,892,535	1	C133194
15	Waste Management (OBE)	\$92,202,887	1	C138498
16	ACCO ENGINEERED SYSTEMS INC. (OBE)	\$63,000,000	1	C136181
17	MURRAY PLUMBING & HEATING CORPORATION (DBA Murray Company) (OBE)	\$63,000,000	1	C136182
18	R & G Fanucchi Farms (OBE)	\$35,416,745	1	C140919
19	Tetra Tech, Inc. (OBE)	\$31,115,883	2	C124331, C127358
20	Jacobs Project Management Co. (OBE)	\$29,822,735	1	C142633

**20 LARGEST TOTAL
AMOUNTS
SUBCONTRACTED**

This section lists the top 20 Subconsultant Companies grouped by their by their Business Enterprise Certification, and collective contractual amounts awarded to them in descending order.

Note that a Subconsultant Company may appear in more than one Business Enterprise groups due to their multiple certifications.

Personal Services Contract System
20 LARGEST TOTAL AMOUNTS SUBCONTRACTED

(Sorted by Business Enterprise, Total Amount Subcontracted, and Subconsultant)

Report Date: 12/31/2023
LA Sanitation and Environment

Rank	Subconsultant	Total Amount of Subcontracts	# of Cont.	Contracts
Minority Business Enterprise (MBE)				
1	Project Partners, Inc. (MBE, SBE, EBE)	\$10,199,820	9	C124322, C124323, C124324, C124326, C124327, C124331, C124333, C124344, C124346
2	ProjectLine Technical Services, Inc. (MBE, WBE, SBE, EBE)	\$5,044,551	11	C124322, C124323, C124324, C124325, C124326, C124327, C124331, C124333, C124339, C124340, C124345
3	Lee & Ro, Inc. (MBE, SBE)	\$4,591,611	7	C124322, C124324, C124326, C124327, C124335, C124339, C142633
4	Studio-MLA (formerly Mia Lehrer & Associates) (MBE, WBE, SBE)	\$2,116,491	3	C124324, C124325, C124336
5	Ninyo & Moore (MBE)	\$1,850,059	10	C124322, C124323, C124324, C124325, C124326, C124327, C124330, C124333, C124334, C124345
6	MARRS Services, Inc. (MBE, WBE, SBE)	\$1,409,144	11	C124322, C124323, C124324, C124326, C124327, C124331, C124333, C124339, C124342, C124345, C124346
7	D R Consultants & Designers, Inc. (MBE, WBE, SBE, EBE)	\$1,353,494	6	C119948, C124324, C124326, C124333, C124339, C127359
8	Gruen Associates (MBE, SBE)	\$1,317,630	1	C124345
9	MA Engineering (MBE, SBE, EBE, DVBE)	\$1,053,476	1	C124327
10	DRP Engineering, Inc. (MBE, SBE, EBE)	\$1,041,139	1	C124345
11	Calvada Surveying, Inc. (MBE, SBE, EBE, DVBE)	\$1,035,201	5	C124324, C124330, C124345, C134524, C134525
12	California Watershed Engineering (CWE) (MBE, SBE, EBE)	\$1,002,430	11	C124322, C124323, C124324, C124325, C124326, C124327, C124331, C124334, C124336, C124343, C124345
13	Dabri, Inc. (MBE, WBE)	\$804,500	4	C124323, C124324, C124326, C124327
14	FPA Underground, Inc. (MBE)	\$702,476	1	C124333
15	NUVIS (MBE)	\$514,911	1	C124339
16	Dake-Luna Consultants (MBE, SBE, EBE, OBE)	\$500,969	2	C124324, C124345
17	CADSTAR, Inc. (MBE, WBE)	\$480,000	3	C124327, C124334, C124339
18	EPCM-RMS, Inc (MBE, SBE, EBE)	\$480,000	2	C124327, C124331
19	Beyaz & Patel, Inc. (MBE, SBE, EBE)	\$473,304	7	C124323, C124324, C124325, C124327, C124333, C124342, C142633
20	The Robert Group (MBE, WBE, SBE, EBE)	\$370,289	4	C124331, C124340, C124342, C128881

Personal Services Contract System
20 LARGEST TOTAL AMOUNTS SUBCONTRACTED

(Sorted by Business Enterprise, Total Amount Subcontracted, and Subconsultant)

Report Date: 12/31/2023
LA Sanitation and Environment

Rank	Subconsultant	Total Amount of Subcontracts	# of Cont.	Contracts
Women Business Enterprise (WBE)				
1	PMCS Group (WBE, SBE, EBE, OBE)	\$10,635,957	4	C124326, C124331, C124340, C124346
2	ProjectLine Technical Services, Inc. (MBE, WBE, SBE, EBE)	\$5,044,551	11	C124322, C124323, C124324, C124325, C124326, C124327, C124331, C124333, C124339, C124340, C124345
3	Studio-MLA (formerly Mia Lehrer & Associates) (MBE, WBE, SBE)	\$2,116,491	3	C124324, C124325, C124336
4	Wagner Engineering & Survey, Inc. (WBE, SBE, EBE)	\$1,696,666	3	C124322, C124325, C124345
5	MARRS Services, Inc. (MBE, WBE, SBE)	\$1,409,144	11	C124322, C124323, C124324, C124326, C124327, C124331, C124333, C124339, C124342, C124345, C124346
6	D R Consultants & Designers, Inc. (MBE, WBE, SBE, EBE)	\$1,353,494	6	C119948, C124324, C124326, C124333, C124339, C127359
7	Integrated Engineering Management (IEM) (WBE, SBE, EBE)	\$1,213,393	8	C124322, C124323, C124331, C124333, C124341, C124343, C127359, C142633
8	Dabri, Inc. (MBE, WBE)	\$804,500	4	C124323, C124324, C124326, C124327
9	The Morcos Group (WBE, SBE, EBE, OBE)	\$744,994	11	C124323, C124324, C124326, C124327, C124331, C124342, C124343, C124345, C124346, C127362, C134525
10	CADSTAR, Inc. (MBE, WBE)	\$480,000	3	C124327, C124334, C124339
11	The Robert Group (MBE, WBE, SBE, EBE)	\$370,289	4	C124331, C124340, C124342, C128881
12	Epic Land Solutions, Inc. (WBE, SBE)	\$356,250	1	C124345
13	AESCO Tech, Inc. (WBE, SBE, EBE)	\$315,865	7	C124322, C124324, C124326, C124327, C124331, C124334, C134525
14	Katherine Padilla & Associates (MBE, WBE)	\$234,838	2	C124322, C124340
15	Watearth (WBE, SBE, EBE, DVBE)	\$184,848	5	C124326, C124334, C134524, C134525, C134527
16	LAS Engineering, Inc. (WBE)	\$158,395	1	C124323
17	Murakawa Communications (MBE, WBE, SBE, EBE)	\$108,631	7	C124322, C124326, C124331, C124334, C124342, C124343, C124345
18	The Sierra Group (MBE, WBE)	\$88,841	4	C124322, C124324, C124330, C124334
19	Consensus, Inc.(WBE) (WBE, SBE, OBE)	\$83,224	3	C124325, C124346, C128879
20	Blaine Tech Services, Inc. (WBE, SBE, OBE)	\$81,100	8	C124323, C124326, C124334, C124345, C134523, C134524, C134525, C134526

Personal Services Contract System
20 LARGEST TOTAL AMOUNTS SUBCONTRACTED

(Sorted by Business Enterprise, Total Amount Subcontracted, and Subconsultant)

Report Date: 12/31/2023
 LA Sanitation and Environment

Rank	Subconsultant	Total Amount of Subcontracts	# of Cont.	Contracts
Small Business Enterprise (SBE)				
1	PMCS Group (WBE, SBE, EBE, OBE)	\$10,635,957	4	C124326, C124331, C124340, C124346
2	Project Partners, Inc. (MBE, SBE, EBE)	\$10,199,820	9	C124322, C124323, C124324, C124326, C124327, C124331, C124333, C124344, C124346
3	ProjectLine Technical Services, Inc. (MBE, WBE, SBE, EBE)	\$5,044,551	11	C124322, C124323, C124324, C124325, C124326, C124327, C124331, C124333, C124339, C124340, C124345
4	Lee & Ro, Inc. (MBE, SBE)	\$4,591,611	7	C124322, C124324, C124326, C124327, C124335, C124339, C142633
5	Studio-MLA (formerly Mia Lehrer & Associates) (MBE, WBE, SBE)	\$2,116,491	3	C124324, C124325, C124336
6	Wagner Engineering & Survey, Inc. (WBE, SBE, EBE)	\$1,696,666	3	C124322, C124325, C124345
7	MARRS Services, Inc. (MBE, WBE, SBE)	\$1,409,144	11	C124322, C124323, C124324, C124326, C124327, C124331, C124333, C124339, C124342, C124345, C124346
8	D R Consultants & Designers, Inc. (MBE, WBE, SBE, EBE)	\$1,353,494	6	C119948, C124324, C124326, C124333, C124339, C127359
9	Gruen Associates (MBE, SBE)	\$1,317,630	1	C124345
10	Integrated Engineering Management (IEM) (WBE, SBE, EBE)	\$1,213,393	8	C124322, C124323, C124331, C124333, C124341, C124343, C127359, C142633
11	MA Engineering (MBE, SBE, EBE, DVBE)	\$1,053,476	1	C124327
12	DRP Engineering, Inc. (MBE, SBE, EBE)	\$1,041,139	1	C124345
13	Calvada Surveying, Inc. (MBE, SBE, EBE, DVBE)	\$1,035,201	5	C124324, C124330, C124345, C134524, C134525
14	California Watershed Engineering (CWE) (MBE, SBE, EBE)	\$1,002,430	11	C124322, C124323, C124324, C124325, C124326, C124327, C124331, C124334, C124336, C124343, C124345
15	The Morcos Group (WBE, SBE, EBE, OBE)	\$744,994	11	C124323, C124324, C124326, C124327, C124331, C124342, C124343, C124345, C124346, C127362, C134525
16	KOA Corporation (SBE, OBE)	\$700,110	3	C124325, C124333, C124342
17	Dake-Luna Consultants (MBE, SBE, EBE, OBE)	\$500,969	2	C124324, C124345
18	EPCM-RMS, Inc (MBE, SBE, EBE)	\$480,000	2	C124327, C124331
19	Beyaz & Patel, Inc. (MBE, SBE, EBE)	\$473,304	7	C124323, C124324, C124325, C124327, C124333, C124342, C142633
20	S & K Engineers (SBE, EBE)	\$446,475	1	C124324

Personal Services Contract System
20 LARGEST TOTAL AMOUNTS SUBCONTRACTED

(Sorted by Business Enterprise, Total Amount Subcontracted, and Subconsultant)

Report Date: 12/31/2023
LA Sanitation and Environment

Rank	Subconsultant	Total Amount of Subcontracts	# of Cont.	Contracts
Emerging Business Enterprise (EBE)				
1	PMCS Group (WBE, SBE, EBE, OBE)	\$10,635,957	4	C124326, C124331, C124340, C124346
2	Project Partners, Inc. (MBE, SBE, EBE)	\$10,199,820	9	C124322, C124323, C124324, C124326, C124327, C124331, C124333, C124344, C124346
3	ProjectLine Technical Services, Inc. (MBE, WBE, SBE, EBE)	\$5,044,551	11	C124322, C124323, C124324, C124325, C124326, C124327, C124331, C124333, C124339, C124340, C124345
4	Wagner Engineering & Survey, Inc. (WBE, SBE, EBE)	\$1,696,666	3	C124322, C124325, C124345
5	D R Consultants & Designers, Inc. (MBE, WBE, SBE, EBE)	\$1,353,494	6	C119948, C124324, C124326, C124333, C124339, C127359
6	Integrated Engineering Management (IEM) (WBE, SBE, EBE)	\$1,213,393	8	C124322, C124323, C124331, C124333, C124341, C124343, C127359, C142633
7	MA Engineering (MBE, SBE, EBE, DVBE)	\$1,053,476	1	C124327
8	DRP Engineering, Inc. (MBE, SBE, EBE)	\$1,041,139	1	C124345
9	Calvada Surveying, Inc. (MBE, SBE, EBE, DVBE)	\$1,035,201	5	C124324, C124330, C124345, C134524, C134525
10	California Watershed Engineering (CWE) (MBE, SBE, EBE)	\$1,002,430	11	C124322, C124323, C124324, C124325, C124326, C124327, C124331, C124334, C124336, C124343, C124345
11	The Morcos Group (WBE, SBE, EBE, OBE)	\$744,994	11	C124323, C124324, C124326, C124327, C124331, C124342, C124343, C124345, C124346, C127362, C134525
12	Dake-Luna Consultants (MBE, SBE, EBE, OBE)	\$500,969	2	C124324, C124345
13	EPCM-RMS, Inc (MBE, SBE, EBE)	\$480,000	2	C124327, C124331
14	Beyaz & Patel, Inc. (MBE, SBE, EBE)	\$473,304	7	C124323, C124324, C124325, C124327, C124333, C124342, C142633
15	S & K Engineers (SBE, EBE)	\$446,475	1	C124324
16	Craftwater Engineering Inc (aka CEI) (SBE, EBE, DVBE)	\$388,802	4	C124322, C124324, C124334, C124342
17	The Robert Group (MBE, WBE, SBE, EBE)	\$370,289	4	C124331, C124340, C124342, C128881
18	AESCO Tech, Inc. (WBE, SBE, EBE)	\$315,865	7	C124322, C124324, C124326, C124327, C124331, C124334, C134525
19	FMF Pandion (MBE, SBE, EBE, DVBE)	\$266,234	4	C124322, C124331, C124334, C124342
20	Coast Surveying, Inc. (MBE, SBE, EBE)	\$247,304	5	C124323, C124324, C124325, C124326, C124345

Personal Services Contract System
20 LARGEST TOTAL AMOUNTS SUBCONTRACTED

(Sorted by Business Enterprise, Total Amount Subcontracted, and Subconsultant)

Report Date: 12/31/2023

LA Sanitation and Environment

Rank	Subconsultant	Total Amount of Subcontracts	# of Cont.	Contracts
Disabled Veteran Business Enterprise (DVBE)				
1	MA Engineering (MBE, SBE, EBE, DVBE)	\$1,053,476	1	C124327
2	Calvada Surveying, Inc. (MBE, SBE, EBE, DVBE)	\$1,035,201	5	C124324, C124330, C124345, C134524, C134525
3	Craftwater Engineering Inc (aka CEI) (SBE, EBE, DVBE)	\$388,802	4	C124322, C124324, C124334, C124342
4	FMF Pandion (MBE, SBE, EBE, DVBE)	\$266,234	4	C124322, C124331, C124334, C124342
5	Casamar Group, LLC (MBE, SBE, EBE, DVBE)	\$225,384	5	C124327, C124333, C124334, C124343, C124345
6	Craftwater Engineering, Inc. (SBE, EBE, DVBE)	\$220,894	1	C124331
7	Watearth (WBE, SBE, EBE, DVBE)	\$184,848	5	C124326, C124334, C134524, C134525, C134527
8	SCST, Inc. (DVBE, OBE)	\$29,553	3	C134523, C134524, C134526
9	Servitek Soutions, Inc. (MBE, SBE, DVBE)	\$28,625	3	C124322, C124323, C124339
10	Academy Partners Inc (SBE, EBE, DVBE)	\$0	1	C127360
11	American Traffic Barricade & Safety (MBE, SBE, EBE, DVBE)	\$0	1	C124330
12	Better Way Mechanical Plumbing (MBE, SBE, EBE, DVBE)	\$0	2	C124337, C124343
13	BLACKHAWK GEOSERVICES (SBE, DVBE)	\$0	1	C124334
14	Creager Corporation (SBE, EBE, DVBE)	\$0	1	C124345
15	Daniel R Arguello (SBE, DVBE)	\$0	1	C128877
16	E-Nor Innovations, Inc. (MBE, SBE, DVBE)	\$0	3	C124345, C124346, C134524
17	Envetco Services, Inc. (Envetco Engineering Services) (SBE, EBE, DVBE)	\$0	1	C124345
18	FAYZA, LLC (MBE, SBE, EBE, DVBE)	\$0	1	C124345
19	Global Urban Strategies, Inc. (SBE, EBE, DVBE)	\$0	1	C124334
20	GOLD (MBE, SBE, EBE, DVBE)	\$0	1	C124324

Personal Services Contract System
20 LARGEST TOTAL AMOUNTS SUBCONTRACTED

(Sorted by Business Enterprise, Total Amount Subcontracted, and Subconsultant)

Report Date: 12/31/2023
 LA Sanitation and Environment

Rank	Subconsultant	Total Amount of Subcontracts	# of Cont.	Contracts
Disadvantaged Business Enterprise (DBE)				
1	Value Management Institute (DBE, OBE)	\$320,918	3	C124323, C124324, C124325
2	BC Laboratories dba Weck Laboratories, Inc. (MBE, WBE, SBE, EBE, DBE)	\$3,120	4	C121334, C124330, C124334, C134527
3	Cybele Chang Consulting (WBE, DBE)	\$0	1	C124343
4	Global Business Solutions, Inc. (MBE, DBE)	\$0	1	C124343

Personal Services Contract System
20 LARGEST TOTAL AMOUNTS SUBCONTRACTED

(Sorted by Business Enterprise, Total Amount Subcontracted, and Subconsultant)

Report Date: 12/31/2023
LA Sanitation and Environment

Rank	Subconsultant	Total Amount of Subcontracts	# of Cont.	Contracts
Other Business Enterprise (OBE)				
1	PMCS Group (WBE, SBE, EBE, OBE)	\$10,635,957	4	C124326, C124331, C124340, C124346
2	Psomas (OBE)	\$6,412,225	2	C124324, C124333
3	GeoSyntec Consultants (OBE)	\$1,371,309	6	C124322, C124324, C124327, C124333, C124334, C124346
4	Paul Hansen Engineering, LLC (OBE)	\$1,215,660	1	C124324
5	Stantec Consulting Services, Inc. (OBE)	\$1,026,740	1	C124345
6	Fehr and Peers (OBE)	\$1,022,852	1	C124324
7	Tetra Tech, Inc. (OBE)	\$922,749	3	C124324, C124333, C124334
8	Arcadis U.S., Inc. (OBE)	\$824,322	2	C124324, C124345
9	The Morcos Group (WBE, SBE, EBE, OBE)	\$744,994	11	C124323, C124324, C124326, C124327, C124331, C124342, C124343, C124345, C124346, C127362, C134525
10	KOA Corporation (SBE, OBE)	\$700,110	3	C124325, C124333, C124342
11	RedZone Robotics (OBE)	\$550,507	3	C124326, C124340, C124346
12	Dake-Luna Consultants (MBE, SBE, EBE, OBE)	\$500,969	2	C124324, C124345
13	Olin Partnership, LTD (OBE)	\$438,940	1	C124323
14	Value Management Institute (DBE, OBE)	\$320,918	3	C124323, C124324, C124325
15	Guida Surveying (OBE)	\$284,136	2	C124324, C124333
16	Converse Consultants (OBE)	\$269,676	2	C124324, C124327
17	John Labib + Associates (DBA: Labib Funk + Associates) (OBE)	\$269,000	1	C124324
18	Black & Veatch (OBE)	\$249,850	3	C124333, C124334, C124346
19	Enthalpy Analytical (OBE)	\$210,292	2	C134524, C134526
20	Mujeres de la Tierra (OBE)	\$170,191	2	C124324, C124342

Personal Services Contract System
20 LARGEST TOTAL AMOUNTS SUBCONTRACTED

(Sorted by Business Enterprise, Total Amount Subcontracted, and Subconsultant)

Report Date: 12/31/2023
LA Sanitation and Environment

Rank	Subconsultant	Total Amount of Subcontracts	# of Cont.	Contracts
------	---------------	---------------------------------	---------------	-----------

LGBT Business Enterprise (LGBT)

(None this period.)

PRIME CONSULTANTS

This section splits Prime Companies into two groups: Certified and Not Certified. Both lists are alphabetically sorted by Company Name, and include their certification, contract(s), and collective contractual amounts awarded to them.

Personal Services Contract System
PRIME CONSULTANTS
(Grouped by Certified and sorted by Consultant)

Report Date: 12/31/2023
LA Sanitation and Environment

Consultant	Business Categories	Contracts	Total Amount of Contracts
------------	---------------------	-----------	---------------------------

Certified

1 3Di Inc.	MBE	C127363	\$634,000
2 AKM Consulting Engineers	SBE, DBE	C124328	\$0
3 B&B Plastics Inc		C138039	\$750,000
4 D R Consultants & Designers, Inc.	MBE, WBE, SBE, EBE	C124341	\$6,500,000
5 Denali Water Solutions, LLC.		C131727	\$27,003,246
6 G2 Construction, Inc.	MBE	C144220	\$8,000,000
7 Innovative Packaging Leaders, Inc. (IPL Plastics, Inc.)		C134248	\$10,110,756
8 Larry Walker Associates	SBE	C124334	\$18,449,000
9 MARRS Services, Inc.	MBE, WBE, SBE	C124332	\$0
10 Ninyo & Moore	MBE	C134524	\$2,908,871
11 Nursery Products, LLC.		C131728	\$25,671,018
12 WSP USA Inc(Formerly Parsons Brinckerhoff Inc.)	DBE, OBE	C124336	\$999,500

Not Certified

1 ACCO ENGINEERED SYSTEMS INC.	OBE	C136181	\$63,000,000
2 AECOM Technical Service, Inc.	OBE	C124327	\$5,802,409
3 Arakelian Enterprises, Inc. DBA Athens Services	OBE	C128879, C142419	\$687,031,880
4 Atkins North America, Inc.	OBE	C124325	\$149,868
5 Ballard Diving & Salvage, Inc.	OBE	C132310	\$1,050,000
6 BJ Used Tire & Rubber Recycling, Inc.	OBE	C125885	\$4,000,000
7 Black & Veatch	OBE	C124323	\$1,987,600
8 Brown & Caldwell	OBE	C124326	\$11,298,917
9 Browning-Ferris Industries of California	OBE	C138499	\$450,814,325
10 Calmet Services Inc	OBE	C128875	\$1
11 Carollo Engineers	OBE	C124324	\$27,787,572
12 CDM Smith Inc.	OBE	C124342, C127364	\$9,052,353
13 CH2M Hill Engineers, Inc. (subsidiary of Jacobs)	OBE	C124343, C127359	\$25,951,613
14 Clean Harbors Environmental Services	OBE	C121334, C143651	\$558,800,000
15 Consolidated Disposal Services, LLC	OBE	C128880	\$1
16 Constellation NewEnergy, Inc	OBE	C123575	\$227,555,000
17 CR&R, INC.	OBE	C123864, C139435	\$220,061,537
18 DCSE Inc.	OBE	C127362	\$10,527,838
19 Ecology Auto Parts, Inc. (Ecology Transport)	OBE	C123868	\$98,308,980
20 Ecology Control Industries, Inc.	OBE	C144221	\$12,000,000
21 Electronic Recyclers of America, LLC	OBE	C123999	\$500,000
22 Ensafe Inc.	OBE	C134523	\$0
23 EST Companies	OBE	C128194	\$800,000
24 Five Keys School and Program	OBE	C138634	\$10,702,010
25 GeoSyntec Consultants	OBE	C124345	\$25,807,264
26 Golden Bell Products, Inc	OBE	C132625	\$995,000
27 Hach Company	OBE	C125697	\$13,000,000
28 Hazen & Sawyer, P.C.	OBE	C124322	\$5,455,000
29 HDR Inc.	OBE	C124340	\$1,550,680
30 Honeywell International, Inc	OBE	C119948	\$97,500,885
31 Inflection Point Solutions	OBE	C127373, C142177	\$10,474,190
32 Jacobs Project Management Co.	OBE	C142633	\$29,822,735
33 Kennedy/Jenks Consultants	OBE	C124339	\$4,000,000
34 Malcolm Pirnie, Inc.	OBE	C124333	\$7,138,470
35 MURRAY PLUMBING & HEATING CORPORATION (DBA Murray Company)	OBE	C136182	\$63,000,000
36 NASA Services, Inc.	OBE	C128876	\$1
37 National Plant Services, Inc.	OBE	C139249	\$20,000,000
38 Nth Generation Computing	OBE	C127360	\$148,918

Personal Services Contract System
PRIME CONSULTANTS
(Grouped by Certified and sorted by Consultant)

Report Date: 12/31/2023
LA Sanitation and Environment

Consultant	Business Categories	Contracts	Total Amount of Contracts
39 On Site Truck Washing, Inc.	OBE	C139248	\$1,800,000
40 Pacific Sewer Maintenance Corp.	OBE	C134505	\$15,000,000
41 Pacwest American Scale	OBE	C125401	\$500,000
42 Parkwood Landscape Maintenance Inc.	OBE	C144143	\$9,000,000
43 Parsons	OBE	C127357	\$0
44 Parsons Water & Infrastructure, Inc.	OBE	C124344	\$1,990,148
45 Pinnacle Environmental Technologies	OBE	C134526	\$39,862
46 Professional Pipe Services	OBE	C139428	\$20,000,000
47 Psomas	OBE	C124338	\$0
48 R & G Fanucchi Farms	OBE	C140919	\$35,416,745
49 Recology Blossom Valley Organics South	OBE	C142417	\$251,793,974
50 Rehrig Pacific Company	OBE	C133661	\$304,000,000
51 Responsible Biosolids Management	OBE	C94375	\$237,268,357
52 Rincon Consultants, Inc.	OBE	C134527	\$5,638
53 S. Cal. Coastal Water Research	OBE	C63807	\$15,177,107
54 Shaw Environmental and Infrastructure, Inc.	OBE	C124337	\$2,360,000
55 Southern California Disposal Co.	OBE	C123215	\$10,000,000
56 Stantec Consulting Services, Inc.	OBE	C134525	\$323,272
57 Stantec formerly MWH Americas, Inc.	OBE	C124346	\$8,283,402
58 Terralog Technologies USA, Inc.(GeoEnvironment Technologies)	OBE	C109787	\$113,584,899
59 Tetra Tech, Inc.	OBE	C124331, C127358	\$31,115,883
60 Total Air Analysis, Inc.	OBE	C139511	\$400,000
61 TRC Solutions, Inc	OBE	C124330	\$10,548,751
62 Universal Waste Systems, Inc.	OBE	C128881	\$1
63 USA Waste of California, Inc.	OBE	C123735, C127303, C127499, C128878	\$206,820,588
64 Walsh Construction Company	OBE	C133194	\$92,892,535
65 Ware Disposal Company Inc	OBE	C128877	\$1
66 Waste Management	OBE	C138498	\$92,202,887
67 Waste Management Disposal Services of Calif., Inc.	OBE	C142418	\$734,995,195
68 Westin Engineering, Inc.	OBE	C127372	\$0
69 Woodard & Curran Inc. (Formerly RMC Water and Environment)	OBE	C124335	\$300,000

SUBCONSULTANTS: ALPHABETICAL ORDER

This section lists Subconsultant Companies alphabetically by Company Name, and include the following:

Business Enterprise Certification(s)
Ethnicity / Gender
Collective contractual amounts awarded to them
Number of contract(s) they are subcontracted under
List of contract(s) they are subcontracted under

Personal Services Contract System

SUBCONSULTANTS

(Alphabetical Listing)

Report Date: 12/31/2023
LA Sanitation and Environment

Subconsultant (Certifications)	Ethnicity / Gender	Total Amount of Subcontract	# of Cont.	Contracts
1 1st Jon (WBE, SBE)	C/F	\$26,924	1	C124345
2 2R Drilling (OBE)	C/M	\$0	1	C124345
3 360 Civic (OBE)	N/A/N/A	\$0	1	C124324
4 3Di Inc. (MBE)	APA/M	\$855,783	2	C124331, C124343
5 3S Global Business Solutions (MBE, WBE, SBE, EBE)	SAA/F	\$0	2	C127357, C127360
6 9D Analytics (SBE, EBE)	N/A/N/A	\$25,000	1	C124346
7 A & N Technical Services (OBE)	C/M	\$0	1	C124324
8 A Cone Zone, Inc. (WBE, SBE, EBE)	C/F	\$283,860	2	C124342, C124345
9 A&B Recycling and Disposal (OBE)	N/A/N/A	\$0	1	C128881
10 A-1 Coast (OBE)	N/A/N/A	\$28	1	C109787
11 A1 Management & Inspection, Inc (WBE, SBE, EBE)	C/N/A	\$1,500	1	C124322
12 AA Twin Brothers Plumbing (OBE)	C/M	\$0	1	C124343
13 AAA Propane Service, Inc. (OBE)	C/M	\$0	1	C121334
14 AAA Rubbish Inc (SBE)	N/A/N/A	\$0	1	C128880
15 Abbe & Associates LLC (WBE)	C/F	\$103,011	2	C124340, C124343
16 ABC Liovin Drilling, Inc. (SBE)	C/M	\$104,560	6	C124326, C133194, C134523, C134524, C134525, C134526
17 ABCS Abadi-Bouhier Consulting Services (MBE, WBE)	APA/F	\$0	2	C124323, C124325
18 Academy Partners Inc (SBE, EBE, DVBE)	N/A/N/A	\$0	1	C127360
19 ACCU-CUT, INC. (OBE)	C/M	\$14,745	1	C109787
20 Acentech (OBE)	C/N/A	\$0	1	C124323
21 ACME (OBE)	N/A/N/A	\$8,665	1	C109787
22 Acoustics (MBE)	C/N/A	\$40,500	1	C124342
23 Acrylatex Coating and Recycling Inc. (OBE)	N/A/N/A	\$25,800	1	C121334
24 ACT - Atlas Holdings, Inc. (OBE)	N/A/N/A	\$1,090,980	1	C133661
25 Adams-Streeter Civil Engineers, Inc. (OBE)	N/A/N/A	\$5,000	1	C124345
26 Adapt Consulting Inc DBA Adapt Ad Specialty (SBE, EBE)	N/A/N/A	\$99,998	1	C128876
27 AdaptivEdge LLC (SBE, EBE)	N/A/N/A	\$17,043	1	C127360
28 Adi Liberman & Associates (OBE)	C/M	\$0	1	C124324
29 ADS Environmental Services (OBE)	C/M	\$156,250	2	C124325, C124330
30 Advanced Cleanup Tec (OBE)	HA/M	\$0	1	C121334
31 Advantek Waste Management Services (OBE)	N/A/M	\$2,000,000	1	C109787
32 Advtech Environmental, Inc. (MBE, SBE, EBE)	APA/M	\$818,112	3	C124331, C124334, C124342
33 AECOM (formerly: URS Corporation) (OBE)	N/A/N/A	\$0	1	C124333
34 AECOM Technical Service, Inc. (OBE)	C/M	\$26,000	2	C124333, C124339
35 AESCO Tech, Inc. (WBE, SBE, EBE)	C/F	\$68,350	7	C124322, C124324, C124326, C124327, C124331, C124334, C134525
36 Agile 1 - ACT 1 Personnel Services (MBE)	AA/F	\$3,800,000	1	C124343
37 Agromin (OBE)	N/A/N/A	\$15,949,316	2	C127499, C128880
38 Aguilar Testing Service (OBE)	N/A/N/A	\$5,087	1	C109787
39 AHBE Landscape Architects (MBE, SBE)	APA/M	\$2,213	1	C124345
40 Aidyl Corp dba Sinclair Drilling Fluids (OBE)	N/A/N/A	\$2,544	1	C109787
41 AIMCS Consulting (SBE, EBE)	N/A/N/A	\$50,000	1	C128880
42 Akima Consulting, LLC (WBE, SBE, EBE)	C/F	\$6,750	1	C124334
43 AKM Consulting Engineers (SBE, OBE)	NA/M	\$799,675	3	C124326, C124331, C124333
44 Alameda Construction Services (MBE)	AA/M	\$12,820	1	C109787
45 Alas Media (WBE, SBE, EBE)	N/A/N/A	\$0	1	C124324
46 Allen Co. (OBE)	C/M	\$15,000	1	C109787
47 Allied Box Company (OBE)	N/A/M	\$100,000	1	C123999
48 Allied Group USA, Inc. (OBE)	C/M	\$0	1	C124343
49 Alpha Traffic Services (WBE, SBE)	N/A/F	\$0	1	C134525
50 ALS Environmental (OBE)	N/A/N/A	\$30,000	2	C124330, C139511
51 Alta Environmental (SBE)	C/M	\$65,000	1	C124324
52 Amazon Environmental (OBE)	N/A/N/A	\$0	1	C121334
53 A-Mehr Inc (MBE, SBE, EBE)	HA/F	\$450,000	1	C128880
54 American Analytics (WBE, SBE, EBE)	C/F	\$0	3	C124345, C134525, C134526
55 American Diversity (OBE)	N/A/N/A	\$1,363,440	1	C133661
56 American Environmental Testing Laboratory, Inc. (SBE, EBE)	C/M	\$0	2	C134526, C134527

Personal Services Contract System

SUBCONSULTANTS

(Alphabetical Listing)

Report Date: 12/31/2023
LA Sanitation and Environment

Subconsultant (Certifications)	Ethnicity / Gender	Total Amount of Subcontract	# of Cont.	Contracts
57 American Integrated Services, Inc. (MBE, OBE)	HA/F	\$192,424	4	C124326, C124345, C134524, C134527
58 American Language Services (OBE)	N/A/N/A	\$1,000	1	C128878
59 American Scientific Laboratories, LLC (SBE, EBE)	C/N/A	\$0	1	C134527
60 American Traffic Barricade & Safety (MBE, SBE, EBE, DVBE)	N/A/N/A	\$7,880	1	C124330
61 AMREP Inc (OBE)	N/A/N/A	\$36,680,000	2	C128875, C128878
62 Anaergia Services LLC (OBE)	N/A/N/A	\$100,000	2	C128879, C128880
63 Analytical Services, Inc. (OBE)	N/A/N/A	\$265,000	1	C124330
64 Angelus Western (OBE)	N/A/N/A	\$5,000,000	1	C128881
65 Anserteam (OBE)	N/A/F	\$0	1	C123999
66 APPL, Inc. (WBE)	C/F	\$0	1	C124346
67 Applied EarthWorks, Inc. (OBE)	C/M	\$0	1	C134526
68 AquaBio Environmental Technologies, Inc. (MBE, SBE, EBE)	APA/M	\$0	1	C124343
69 AQUAality Engineering, Inc. (WBE)	C/F	\$7,090	1	C136181
70 Aqua-Science (OBE)	C/M	\$5,000	1	C124330
71 Aquatic Bioassay & Consulting Laboratories, Inc. (SBE, EBE, OBE)	C/M	\$171,177	2	C124330, C124334
72 Arcadis U.S., Inc. (OBE)	N/A/N/A	\$7,770	2	C124324, C124345
73 Archaeo Paleo Resource Mangement Inc. (WBE, SBE, EBE)	C/F	\$41,262	5	C124323, C124326, C124327, C124331, C124342
74 Ardurra Group, Inc. (OBE)	N/A/N/A	\$500,000	1	C125697
75 Arenem Corporation (MBE)	HA/M	\$0	1	C124327
76 Arie Plumbing (OBE)	C/M	\$0	1	C124343
77 Arts Earth Partnership (OBE)	C/M	\$135,000	2	C124331, C128879
78 Arturo Ceja (dba Ceja Trucking) (MBE)	HA/M	\$562,500	1	C133661
79 Aslan Consulting LLC (WBE, SBE, EBE)	N/A/N/A	\$0	1	C128879
80 ASSET Laboratories (MBE, SBE)	SAA/F	\$2,935	4	C134524, C134525, C134526, C134527
81 Associated Consulting Civil & Environmental Svcs Inc (ACCES) (SBE, EBE)	N/A/N/A	\$0	2	C134523, C134524
82 Associated Laboratories (OBE)	C/M	\$0	1	C124327
83 Atlas Teknology Group, Inc. (WBE, SBE, EBE)	APA/F	\$0	1	C127358
84 Atlas Underground, Inc. (MBE)	HA/M	\$10,000	1	C124326
85 Atmospheric Analysis & Consulting, Inc. (MBE, SBE)	SAA/F	\$32,600	4	C124346, C134526, C134527, C139511
86 Avel Roll Off (OBE)	N/A/N/A	\$406	1	C109787
87 Awad Engineering, Inc. (OBE)	N/A/N/A	\$40,000	1	C124327
88 AXIOM Translations LLC (OBE)	N/A/N/A	\$0	1	C128879
89 B&D Construction Company, Inc. (SBE, EBE)	C/M	\$870	1	C124330
90 B&G Industrial Rentals (WBE)	C/F	\$190,160	1	C121334
91 B&L Casing Services (OBE)	N/A/N/A	\$29,789	1	C109787
92 B2 Environmental (OBE)	N/A/N/A	\$0	1	C134526
93 B3 Media Solutions Inc (MBE)	N/A/N/A	\$60,000	1	C124342
94 BA Inc. (OBE)	N/A/N/A	\$0	1	C124324
95 Babcock Laboratories (SBE)	N/A/N/A	\$21,030	1	C124337
96 Baker Hughes Inteq (OBE)	N/A/N/A	\$160,000	1	C109787
97 Bali Construction (MBE)	N/A/N/A	\$500,000	1	C124345
98 Base + Birge Engineering (MBE)	AA/M	\$0	1	C124322
99 Batups & Sons (MBE)	APA/M	\$270,979	1	C94375
100 BC 2 Environmental Corp. (SBE)	N/A/M	\$6,478	2	C134524, C134527
101 BC Laboratories dba Weck Laboratories, Inc. (MBE, WBE, SBE, EBE, DBE)	HA/F	\$608,418	4	C121334, C124330, C124334, C134527
102 BC Laboratories, Inc. (dba Environmental Laboratory) (WBE)	C/F	\$28,500	2	C124330, C134523
103 Beacon Management, Inc. (OBE)	C/M	\$0	1	C121334
104 Belshire Environmental Services, Inc. (WBE, SBE)	C/F	\$99,923	5	C124333, C124346, C134525, C134526, C134527
105 Belson Outdoors, LLC (OBE)	N/A/N/A	\$1,500,000	1	C133661
106 Berg Electric (OBE)	C/M	\$245,000	1	C109787
107 Bestway Recycling Co., Inc. (OBE)	C/M	\$0	1	C138039
108 Better Way Mechanical Plumbing (MBE, SBE, EBE, DVBE)	AA/M	\$392,930	2	C124337, C124343
109 Beyaz & Patel, Inc. (MBE, SBE, EBE)	APA/M	\$966,048	7	C124323, C124324, C124325, C124327, C124333, C124342, C142633
110 BG Oil Tool LLC (OBE)	N/A/N/A	\$5,145	1	C109787

Personal Services Contract System

SUBCONSULTANTS

(Alphabetical Listing)

Report Date: 12/31/2023
LA Sanitation and Environment

Subconsultant (Certifications)	Ethnicity / Gender	Total Amount of Subcontract	# of Cont.	Contracts
111 Big Belly Solar, Inc (OBE)	C/M	\$2,250,000	1	C133661
112 BIM Solutions (OBE)	C/M	\$0	1	C124324
113 Birdi & Associates, Inc. (MBE)	SAA/M	\$0	1	C124324
114 BJ Services (OBE)	C/M	\$380,000	1	C109787
115 BL Hall, Inc. (OBE)	C/N/A	\$275,000	1	C124331
116 Black & Veatch (OBE)	C/M	\$600	3	C124333, C124334, C124346
117 Black Gold Pump (OBE)	N/A/N/A	\$3,373	1	C109787
118 BLACKHAWK GEOSERVICES (SBE, DVBE)	C/N/A	\$167,873	1	C124334
119 Black's Custom Spreading (OBE)	C/M	\$50,000	1	C131727
120 Blaine Tech Services, Inc. (WBE, SBE, OBE)	C/F	\$99,695	8	C124323, C124326, C124334, C124345, C134523, C134524, C134525, C134526
121 BLP Engineers, Inc. (SBE, EBE)	C/M	\$20,000	1	C124327
122 BluEvolutioNow (OBE)	C/M	\$230,000	2	C124326, C124346
123 Bob Hill Hydraulic Crane (OBE)	N/A/N/A	\$1,091	1	C109787
124 Bob-Vac Services Inc (OBE)	N/A/N/A	\$154	1	C109787
125 BonTerra Consulting (WBE)	C/F	\$0	2	C124324, C124327
126 Booky Oren – Global Water Technologies Ltd. (OBE)	C/M	\$50,000	1	C124346
127 Brandt (OBE)	N/A/N/A	\$30,636	1	C109787
128 Brooks + Scarpa Architects, Inc. (WBE, SBE, EBE)	C/M	\$5,000	1	C124335
129 Brown & Caldwell (OBE)	C/M	\$10,142	3	C124333, C124345, C133194
130 Buoni's Custom Spraying (OBE)	N/A/N/A	\$79,000	1	C140919
131 Buttonwillow Warehouse Co., Inc. (OBE)	N/A/N/A	\$3,500	1	C140919
132 C.W. Services (OBE)	N/A/N/A	\$2,974	1	C109787
133 CA Project Management Consultants (WBE)	C/F	\$0	3	C124323, C124326, C124327
134 Cabrerra Trucking (OBE)	N/A/N/A	\$350,000	1	C123864
135 Cabrinha, Hearn & Associates (MBE, SBE, EBE)	HA/M	\$3,600	1	C124346
136 CADSTAR, Inc. (MBE, WBE)	HA/F	\$137,116	3	C124327, C124334, C124339
137 Caffeinated Networks LLC (OBE)	N/A/N/A	\$0	1	C127360
138 California Asbestos Consultants (SBE)	N/A/N/A	\$0	1	C134526
139 California Barricade, Inc. (SBE, EBE)	N/A/N/A	\$0	1	C124337
140 California Creatives (OBE)	N/A/N/A	\$0	1	C124324
141 California Spectra Instrumentation Inc (OBE)	N/A/N/A	\$15,928,825	1	C119948
142 California Testing & Inspections, Inc. (MBE) (MBE, SBE, EBE)	HA/F	\$6,471	1	C124345
143 California Watershed Engineering (CWE) (MBE, SBE, EBE)	SAA/M	\$1,211,937	11	C124322, C124323, C124324, C124325, C124326, C124327, C124331, C124334, C124336, C124343, C124345
144 Calscience Environmental Laboratories, Inc. (MBE, OBE)	APA/F	\$225	2	C109787, C124326
145 Calvada Surveying, Inc. (MBE, SBE, EBE, DVBE)	HA/M	\$150,086	5	C124324, C124330, C124345, C134524, C134525
146 Cambria Solutions, Inc. (MBE)	APA/F	\$0	3	C124322, C124323, C124324
147 Cameron Inc (OBE)	N/A/N/A	\$42,000	1	C109787
148 Camland Inc (WBE)	C/M	\$0	1	C128880
149 Campos Communications (WBE)	HA/F	\$25,750	2	C124324, C124343
150 Cannon Services LTD (OBE)	N/A/N/A	\$2,083	1	C109787
151 Capital Project Strategies, LLC (OBE)	N/A/N/A	\$44,885	1	C124324
152 Carollo Engineers (OBE)	C/M	\$287,041	5	C124333, C124334, C124343, C124345, C124346
153 Carter Automation (MBE, SBE)	AA/M	\$745,864	1	C124326
154 Carter Industrial Automation (MBE, OBE)	AA/M	\$11,070	2	C124331, C127358
155 Casamar Group, LLC (MBE, SBE, EBE, DVBE)	HA/M	\$108,062	5	C124327, C124333, C124334, C124343, C124345
156 Cascade Drilling Inc. (OBE)	C/M	\$0	1	C134526
157 Cascadia Consulting Group (WBE, OBE)	C/M	\$846,314	3	C124331, C124343, C128878
158 Catalyst Environmental Solutions Corp. (SBE, EBE)	C/M	\$136,778	1	C124334
159 CDM Smith Inc. (OBE)	C/M	\$2,429,218	5	C124322, C124324, C124333, C124334, C124343
160 Cemex (OBE)	N/A/N/A	\$0	1	C128880
161 Century Diversified, Inc. (MBE)	HA/M	\$0	4	C124323, C124324, C124326, C124327
162 CES Group, Inc. (SBE, EBE)	N/A/N/A	\$0	1	C134525
163 CH2M Hill Engineers, Inc. (subsidiary of Jacobs) (OBE)	C/M	\$2,754,415	8	C124322, C124324, C124333, C124334, C124339, C124340, C124341, C124345
164 Chateau Vallon (SBE, EBE)	N/A/N/A	\$5,000	1	C124333
165 Chempack & Environmental, LLC (MBE)	N/A/N/A	\$178,275	1	C121334
166 Chiquita Canyon Landfill (OBE)	N/A/N/A	\$10,100,000	3	C128879, C128880, C128881

Personal Services Contract System

SUBCONSULTANTS

(Alphabetical Listing)

Report Date: 12/31/2023
LA Sanitation and Environment

Subconsultant (Certifications)	Ethnicity / Gender	Total Amount of Subcontract	# of Cont.	Contracts
167 Chris Co Bits (OBE)	N/A/N/A	\$14,000	1	C109787
168 City Terrace Recycling LLC (SBE, EBE)	N/A/N/A	\$15,422,650	1	C128880
169 CL Consulting & Analysis, Inc. (OBE)	C/M	\$70,000	1	C124324
170 Clark Seif Clark, Inc. (OBE)	N/A/N/A	\$28,524	1	C121334
171 Clean Energy Fuels (OBE)	N/A/N/A	\$630,000	1	C128875
172 Clean Lakes Inc. (SBE, EBE)	N/A/NA	\$72,495	2	C124322, C124334
173 Clean up America (MBE)	N/A/N/A	\$0	1	C128876
174 Clean Water Fund (OBE)	N/A/N/A	\$58,883	1	C124337
175 Clements Environmental (OBE)	C/M	\$5,000,000	2	C124333, C128881
176 Clemson Engineering Hydraulics, Inc. (OBE)	C/M	\$50,000	1	C124326
177 CMTS, INC. (MBE)	AA/M	\$0	1	C124327
178 Coast Surveying, Inc. (MBE, SBE, EBE)	HA/M	\$120,000	5	C124323, C124324, C124325, C124326, C124345
179 Colbert Group (SBE)	N/A/N/A	\$0	1	C134524
180 Command Center Staffing (OBE)	C/M	\$0	1	C123999
181 Compliance Plus (SBE, EBE)	N/A/N/A	\$250,000	1	C128880
182 Computing Services Support Solutions, Inc.(CS3) (MBE, WBE, SBE, EBE)	AA/F	\$0	5	C124323, C124325, C124326, C124327, C124343
183 Consensus Inc. (WBE, SBE)	N/A/F	\$0	1	C134525
184 Consensus, Inc.(WBE) (WBE, SBE, OBE)	C/F	\$18,000	3	C124325, C124346, C128879
185 Consolidated Fabricator Corp (OBE)	C/M	\$14,020,836	7	C128875, C128876, C128878, C128879, C128880, C128881, C133661
186 Construction Management Solutions (CMS) (WBE, SBE)	N/A/N/A	\$0	1	C124324
187 Container Management Group LLC (MBE, WBE, OBE)	N/A/N/A	\$11,585,345	6	C128875, C128876, C128879, C128880, C128881, C133661
188 Converse Consultants (OBE)	SAA/M	\$0	2	C124324, C124327
189 Converse Consultants (as SBE Sub) (MBE, SBE)	SAA/M	\$0	1	C134525
190 COOPER AERIAL SURVEYS CO. (OBE)	N/A/N/A	\$37,250	1	C124345
191 Cordoba Corporation (MBE)	HA/M	\$2,555,441	2	C124324, C124346
192 Core Labs (OBE)	N/A/N/A	\$18,113	1	C109787
193 Core Probe International, Inc. (CPI) (MBE, SBE, EBE)	HA/M	\$15,927	1	C124326
194 Coriolis Enterprises, Inc. (MBE, SBE)	N/A/N/A	\$0	1	C134525
195 Corvias Infrastructure Solutions, LLC (OBE)	N/A/N/A	\$500,000	1	C124345
196 Council for Watershed Health (OBE)	C/M	\$15,000	6	C124323, C124324, C124326, C124327, C124336, C124343
197 CPM Construction Inc. (MBE, SBE, EBE)	N/A/N/A	\$97,000	1	C124324
198 Craftwater Engineering Inc (aka CEI) (SBE, EBE, DVBE)	N/A/N/A	\$1,492,698	4	C124322, C124324, C124334, C124342
199 Craftwater Engineering, Inc. (SBE, EBE, DVBE)	N/A/N/A	\$129,375	1	C124331
200 Crain-KOA (SBE)	C/M	\$0	1	C124333
201 Creager Corporation (SBE, EBE, DVBE)	C/M	\$147,000	1	C124345
202 Creative Mad Systems Inc. (WBE, SBE, EBE)	C/F	\$320,000	1	C142633
203 Crosby & Overton (OBE)	C/M	\$0	1	C121334
204 Crown Harvesting Inc (OBE)	N/A/N/A	\$20,000	1	C140919
205 Cruz Containers, Inc. (MBE)	HA/M	\$6,180,200	1	C121334
206 Crystal Fountains (OBE)	N/A/N/A	\$0	1	C124324
207 CSM Metal Fabrication and Engineering (OBE)	C/F	\$19,509	1	C109787
208 Curtainwall Design Consultants (CDC) (OBE)	N/A/N/A	\$51,220	1	C124333
209 Cybele Chang Consulting (WBE, DBE)	APA/F	\$100,000	1	C124343
210 Cylinder Depot Inc. (OBE)	N/A/N/A	\$130,000	1	C121334
211 Cynthia M Ruiz & Associates (MBE, SBE, EBE)	NA/F	\$2,000	1	C124324
212 Cyrous and Associates (OBE)	N/A/N/A	\$125,000	1	C124346
213 D R Consultants & Designers, Inc. (MBE, WBE, SBE, EBE)	HA/F	\$1,255,437	6	C119948, C124324, C124326, C124333, C124339, C127359
214 D R Consultants & Designers, Inc. (as SBE, EBE sub) (MBE, SBE, EBE)	HA/F	\$108,000	1	C124342
215 Dabri, Inc. (MBE, WBE)	SAA/M	\$0	4	C124323, C124324, C124326, C124327
216 Dake-Luna Consultants (MBE, SBE, EBE, OBE)	HA/M	\$115,313	2	C124324, C124345
217 Dakota Communications (MBE, SBE, EBE)	AA/M	\$42,000	1	C124331
218 Dancing Coyote Environmental (WBE)	C/F	\$235,669	1	C124330
219 Daniel R Arguello (SBE, DVBE)	N/A/N/A	\$0	1	C128877
220 David Evans & Associates (OBE)	C/M	\$0	1	C124345

Personal Services Contract System

SUBCONSULTANTS

(Alphabetical Listing)

Report Date: 12/31/2023
LA Sanitation and Environment

Subconsultant (Certifications)	Ethnicity / Gender	Total Amount of Subcontract	# of Cont.	Contracts
221 David Jenkins & Associates, Inc. (OBE)	C/M	\$0	2	C124322, C124324
222 Davis Blue Print Company, Inc. (MBE, SBE, EBE)	HA/M	\$0	1	C133194
223 Davis Lynch Inc (OBE)	N/A/N/A	\$63,124	1	C109787
224 DCE Services (TLD Construction Services, Inc.) (SBE, EBE)	N/A/N/A	\$5,000	1	C124345
225 DDB Engineering, Inc. (WBE, SBE, EBE)	C/F	\$323,160	10	C124322, C124323, C124324, C124325, C124326, C124327, C124339, C124344, C124345, C142633
226 Dedicated Vacuum Services (OBE)	N/A/N/A	\$28,784	1	C109787
227 Degenkolb Engineers (OBE)	C/N/A	\$0	1	C124326
228 Demenno Kerdoon (OBE)	N/A/N/A	\$285,240	1	C121334
229 Denali Water Solutions, LLC. (OBE)	N/A/N/A	\$0	1	C131728
230 Dennis Suburu (OBE)	N/A/N/A	\$10,000	1	C140919
231 Deocor Consulting Services (DBA Deocor) (OBE)	N/A/N/A	\$1,000	1	C124322
232 DeWitt (OBE)	N/A/N/A	\$7,386	1	C109787
233 DHI Water & Environment, Inc. (OBE)	N/A/N/A	\$527,495	3	C124333, C124343, C124346
234 Diaz Yourman & Associates, Inc. (MBE, SBE, EBE)	HA/M	\$95,000	5	C124322, C124325, C124326, C124327, C124345
235 Dion and Sons Inc (OBE)	N/A/N/A	\$27	1	C109787
236 Discovery Cube Los Angeles (OBE)	N/A/N/A	\$0	1	C128879
237 Distributors Unlimited (OBE)	N/A/N/A	\$500,000	1	C128876
238 Ditty Containers, Inc. (OBE)	C/M	\$0	1	C121334
239 Diversified Energy Supply (OBE)	N/A/N/A	\$0	1	C128880
240 D-MAC Electrical Contractors (OBE)	N/A/N/A	\$26,885	1	C109787
241 DMW Industries Inc (OBE)	N/A/N/A	\$2,861	1	C109787
242 Don Clarke (OBE)	N/A/N/A	\$5,114	1	C109787
243 Downey, Brand, Seymour & Rohwer LLP (OBE)	N/A/N/A	\$172,218	1	C124334
244 Downhole Stabilization (OBE)	N/A/N/A	\$30,000	1	C109787
245 DownStream Services, Inc. (SBE)	C/M	\$10,890	1	C124340
246 Driltek Professional Drilling Mgt (OBE)	N/A/N/A	\$270,000	1	C109787
247 DRP Engineering, Inc. (MBE, SBE, EBE)	APA/M	\$5,000	1	C124345
248 DST Controls (OBE)	C/M	\$113,220	1	C124333
249 DYJP DBA Cabo Transport & Services, Int'l., Inc. (MBE)	HA/M	\$5,360,450	3	C128877, C128880, C133661
250 E&A Environmental (MBE)	APA/M	\$0	1	C121334
251 E. Tseng & Associates (MBE, SBE, EBE, OBE)	APA/M	\$1,148,846	4	C124324, C124327, C124331, C124343
252 E. W. Moon, Inc. (MBE)	AA/M	\$325,776	5	C124323, C124325, C124326, C124327, C124343
253 E.K. Consulting (WBE)	HA/M	\$0	1	C127360
254 E.W. Moon Inc. (MBE, WBE, SBE, EBE)	AA/M	\$581,954	3	C124339, C124341, C127359
255 E2 Consulting Engineers, Inc. (MBE, SBE, EBE)	SAA/M	\$2,883,380	11	C124323, C124324, C124325, C124326, C124327, C124330, C124331, C124334, C124339, C124342, C125697
256 E2 Managetechn, Inc. (Acquired by Ensaf) (SBE, EBE)	C/M	\$240,000	1	C124324
257 E2020 Technology, Inc. (MBE)	APA/M	\$16,000	1	C124333
258 Eagle Trucking and Crane Svc (OBE)	N/A/N/A	\$33,692	1	C109787
259 EcamSecure (OBE)	N/A/N/A	\$20,000	1	C124345
260 EcoAnalysts, Inc. (OBE)	N/A/N/A	\$6,750	1	C124334
261 Ecology Auto Parts, Inc. (Ecology Transport) (OBE)	C/M	\$29,823,884	3	C127499, C128880, C142418
262 Ecoplast Corporation, Inc. (OBE)	N/A/N/A	\$0	1	C138039
263 EcoTech Environmental Corporation (OBE)	C/M	\$39,700	1	C124326
264 EcoTierra Consulting, Inc. (SBE, EBE)	N/A/N/A	\$29,791	1	C127499
265 Effect Strategies, LLC (WBE)	C/F	\$63,525	1	C124343
266 EFI Global Inc. (OBE)	N/A/N/A	\$0	3	C134523, C134525, C134526
267 EK Consulting (MBE, WBE)	HA/M	\$3,284,400	3	C124323, C124324, C127362
268 El Camino Construction & Engineering (MBE, SBE, EBE)	HA/M	\$4,022,077	2	C124322, C124345
269 El Dorado (OBE)	N/A/N/A	\$0	1	C124324
270 Elco, Inc. (OBE)	C/M	\$42,000	1	C109787
271 Elec Tech (OBE)	C/M	\$206,460	1	C109787
272 Electronic Recyclers of America, LLC (OBE)	N/A/N/A	\$0	1	C121334
273 EMAX Laboratories, Inc. (MBE, WBE, SBE, EBE)	APA/M	\$74,837	4	C124330, C134523, C134524, C134525
274 Emerson Process Management (OBE)	C/M	\$422,480	1	C124333
275 EmNet, LLC (OBE)	N/A/N/A	\$0	1	C124323

Personal Services Contract System

SUBCONSULTANTS

(Alphabetical Listing)

Report Date: 12/31/2023
LA Sanitation and Environment

Subconsultant (Certifications)	Ethnicity / Gender	Total Amount of Subcontract	# of Cont.	Contracts
276 EMS Laboratories (SBE, EBE)	C/F	\$47,124	1	C124330
277 EMSL Analytical, Inc. (OBE)	C/M	\$0	2	C134524, C134525
278 Encourage Capital (OBE)	C/F	\$0	2	C124324, C124334
279 Energy Solutions (OBE)	N/A/N/A	\$0	1	C121334
280 Energy Tubulars Inc (OBE)	N/A/N/A	\$940,000	1	C109787
281 Engineering Management Consulting (OBE)	C/M	\$0	1	C124345
282 E-Nor Innovations, Inc. (MBE, SBE, DVBE)	AA/M	\$109,820	3	C124345, C124346, C134524
283 Ensafe Inc. (OBE)	N/A/N/A	\$0	1	C124324
284 Enterprise Rent-A-Truck (OBE)	N/A/N/A	\$0	1	C121334
285 Enthalpy Analytical (OBE)	HA/M	\$0	2	C134524, C134526
286 Envetco Services, Inc. (Envetco Engineering Services) (SBE, EBE, DVBE)	N/A/N/A	\$5,000	1	C124345
287 EnviCraft LLC (MBE, SBE, EBE)	APA/M	\$64,228	2	C124342, C124343
288 Environ International (OBE)	C/NA	\$165,990	1	C124334
289 Environmental Compliance Solutions (WBE)	C/F	\$0	1	C123735
290 Environmental Engineering & Contracting, Inc. (OBE)	C/M	\$0	6	C124323, C124323, C124324, C124325, C124326, C124327
291 Environmental Resources Management (ERM) (OBE)	N/A/M	\$14,000	1	C124339
292 Environmental Solutions (OBE)	N/A/N/A	\$39,000,000	1	C128880
293 Environmental Treatment dba Advanced Technology Laboratories (MBE, SBE, EBE)	HA/M	\$155,354	11	C124322, C124323, C124324, C124326, C124327, C124330, C134523, C134524, C134525, C134526, C134527
294 Enviro-Tox ()	HA/M	\$0	1	C134524
295 EPC Consultants (MBE)	APA/M	\$26,754	2	C124339, C124342
296 EPCM-RMS, Inc (MBE, SBE, EBE)	HA/M	\$2,460,675	2	C124327, C124331
297 EPIC Engineers (OBE)	C/M	\$1,033	1	C109787
298 Epic Land Solutions, Inc. (WBE, SBE)	C/M	\$0	1	C124345
299 EQS Consultants (MBE)	SAA/M	\$24,613	1	C124333
300 ERC Trucking (OBE)	N/A/N/A	\$50,000	1	C131727
301 Ernst & Young Infrastructure Advisors LLC (OBE)	N/A/N/A	\$136,732	1	C124324
302 ESG (Engineering Seismology Group Canada, Inc.) (OBE)	C/M	\$10,000	1	C109787
303 ETR Consultants (ETR Eng & Tech Res) (MBE, WBE, SBE, EBE)	AA/F	\$398,600	6	C124323, C124324, C124327, C124331, C124342, C124343
304 Eurofins Calscience, Inc. (OBE)	C/M	\$165,323	5	C124326, C124331, C124345, C124346, C134525
305 Eurofins Eaton Analytical, Inc. (OBE)	C/M	\$1,237,844	3	C124326, C124330, C124346
306 Eurofins Frontier Global Sciences (OBE)	C/M	\$0	1	C124346
307 Eurofins Lancaster Laboratories Environmental, LLC (OBE)	C/M	\$0	1	C124346
308 Evari GIS Consulting (SBE)	C/M	\$0	1	C134526
309 Everest International Consultants, Inc. (OBE)	APA/M	\$12,000	1	C124334
310 Evergreen Environmental Services (OBE)	N/A/N/A	\$0	1	C121334
311 Evoqua Water Technologies (OBE)	N/A/N/A	\$0	1	C121334
312 EW Consulting, Inc. (WBE, SBE, EBE)	C/F	\$889,773	7	C124323, C124324, C124331, C124333, C124334, C124336, C124339
313 Excel Paving Company (OBE)	C/M	\$275,000	1	C124331
314 Executants (WBE)	SAA/F	\$0	1	C127360
315 FALCON Engineering Services, Inc. (OBE)	SAA/F	\$0	1	C109787
316 Falcon Fuels (OBE)	N/A/N/A	\$2,500	1	C109787
317 Far East Landscape and Maintenance Inc. (MBE, SBE, EBE)	APA/F	\$1,011,143	1	C124345
318 Fasold Control Systems, Inc. (WBE, OBE)	C/M	\$250,808	3	C124324, C124343, C127359
319 FAYZA, LLC (MBE, SBE, EBE, DVBE)	N/A/N/A	\$5,000	1	C124345
320 FedEx (OBE)	N/A/N/A	\$367	1	C109787
321 Fehr and Peers (OBE)	C/M	\$2,000	1	C124324
322 FGL Environmental (SBE, EBE)	C/M	\$5,000	1	C124330
323 Filter Recycling Services Inc (OBE)	N/A/N/A	\$0	1	C121334
324 Financial Consulting Solutions Group (OBE)	C/M	\$22,500	1	C124343
325 Finishing Studio (OBE)	N/A/N/A	\$1,700,000	1	C128880
326 Flat Top Enterprises Inc (OBE)	N/A/N/A	\$13,849	1	C109787
327 Fleet Transport (OBE)	C/M	\$176,674	1	C94375
328 Fleetmind Solutions Inc (OBE)	N/A/N/A	\$2,377,592	4	C128875, C128876, C128880, C128881
329 Float Enterprises (WBE)	HA/F	\$77,530	1	C123999

Personal Services Contract System

SUBCONSULTANTS

(Alphabetical Listing)

Report Date: 12/31/2023
LA Sanitation and Environment

Subconsultant (Certifications)	Ethnicity / Gender	Total Amount of Subcontract	# of Cont.	Contracts
330 Floating Islands West, LLC (OBE)	C/M	\$65,733	1	C124343
331 Flow Science Incorporated (OBE)	C/M	\$48,449	6	C124322, C124323, C124324, C124325, C124326, C124344
332 FlowWorks (OBE)	C/M	\$161,150	2	C124330, C124339
333 Fluidity Design Consultants (SBE, EBE)	N/A/N/A	\$0	1	C124324
334 FMF Pandion (MBE, SBE, EBE, DVBE)	C/M	\$1,274,841	4	C124322, C124331, C124334, C124342
335 FPA Underground, Inc. (MBE)	APA/M	\$11,939	1	C124333
336 Frank Russell Inc (OBE)	N/A/N/A	\$4,000	1	C140919
337 Frank's Industrial Services, Inc. (SBE)	N/A/N/A	\$80,588	1	C124331
338 Fraser's Plumbing (OBE)	C/M	\$0	1	C124343
339 Freeth /Moroz Inc (WBE)	C/F	\$99,910	3	C124326, C124331, C124342
340 Frontier Analytical Laboratory (OBE)	N/A/N/A	\$0	1	C134526
341 G2 Construction, Inc. (MBE)	HA/M	\$241,500	1	C124330
342 Gaia Strategies (OBE)	C/M	\$0	1	C124343
343 Gallade Chemical (OBE)	N/A/N/A	\$16,000	1	C109787
344 Garuda Promo and Branding Solutions (MBE, SBE, EBE)	SAA/F	\$75,000	1	C124342
345 GC Tech, Inc. (MBE, WBE)	AA/F	\$0	2	C124323, C124325
346 GCM Consulting Inc. (WBE)	C/F	\$0	1	C124327
347 Geo Plastics (OBE)	N/A/N/A	\$3,554,743	2	C133661, C134248
348 Geo-Advantec, Inc. (SBE, EBE)	C/M	\$0	1	C133194
349 GeoDrilling Fluids Inc (OBE)	N/A/N/A	\$30,439	1	C109787
350 GeoMat Testing Laboratories (OBE)	N/A/N/A	\$0	1	C134526
351 GeoMechanics Technologies, LLC (OBE)	C/M	\$0	1	C109787
352 George Tchobanoglous, Ph.D., P.E. (OBE)	C/M	\$0	2	C124324, C124346
353 Geoscience Analytical (OBE)	C/N/A	\$0	1	C134526
354 Geospatial Professional Solutions, Inc. (WBE)	APA/F	\$3,600	1	C124346
355 GeoSyntec Consultants (OBE)	N/A/N/A	\$2,095,564	6	C124322, C124324, C124327, C124333, C124334, C124346
356 Getter Engineering, Inc. (dba ProjectLine Technical Services (WBE)	APA/F	\$91,934	2	C124342, C134526
357 GIC Transportation (OBE)	N/A/N/A	\$705,953	1	C131728
358 GK & Associates (AKA EC&AM Assoc, Inc.) (MBE, WBE)	SAA/F	\$0	4	C124323, C124324, C124327, C124327
359 Global Business Solutions, Inc. (MBE, DBE)	HA/M	\$25,264	1	C124343
360 Global Design Build (MBE, SBE, EBE)	HA/M	\$1,013,166	4	C124322, C124341, C124343, C142633
361 Global Green (OBE)	N/A/N/A	\$0	1	C128879
362 Global Probe, Inc. (MBE)	HA/M	\$4,200	1	C124330
363 Global Transloading (WBE, SBE)	HA/F	\$0	2	C121334, C124345
364 Global Urban Strategies, Inc. (SBE, EBE, DVBE)	N/A/N/A	\$0	1	C124334
365 GlobalASR Consulting (MBE, SBE, EBE)	APA/M	\$20,516	1	C124333
366 Go2Zero Strategies (WBE, SBE, EBE)	C/F	\$3,000,000	2	C128876, C142419
367 GOLD (MBE, SBE, EBE, DVBE)	HA/F	\$42,000	1	C124324
368 Gold Coast Environmental (SBE)	N/A/N/A	\$16,653	1	C124345
369 Gold Construction Services (WBE, SBE, EBE)	C/M	\$5,000	1	C124345
370 Golden Triangle Land Surveying, Inc. (SBE, EBE, DVBE)	C/M	\$2,700	1	C124346
371 Golden Valley Farm Supply (OBE)	N/A/N/A	\$500	1	C140919
372 Goldmark Diesel Equipment (OBE)	N/A/N/A	\$500,000	1	C109787
373 Grades of Green (OBE)	N/A/N/A	\$13,000	1	C124334
374 GrandMas (SBE, DVBE)	N/A/N/A	\$200,000	1	C128880
375 Great Lakes Environmental Center (OBE)	N/A/NA	\$96,000	1	C124334
376 Green Halo (OBE)	N/A/N/A	\$0	1	C128879
377 Green Seal, Inc. (OBE)	C/M	\$135,000	1	C124331
378 GreenWealth Energy Solutions (WBE)	APA/F	\$158,129	1	C124333
379 Gregg Drilling & Testing, Inc. (OBE)	NA/M	\$76,367	1	C124326
380 Ground Penetrating Radar Systems, Inc. (OBE)	C/M	\$153,835	2	C124345, C134525
381 Gruen Associates (MBE, SBE)	APA/M	\$50,000	1	C124345
382 GSI Water Solutions (aka GSI) (OBE)	N/A/N/A	\$203,933	1	C124334
383 Guida Surveying (OBE)	C/M	\$0	2	C124324, C124333
384 Gullywasher (OBE)	C/M	\$26,950	1	C124324

Personal Services Contract System

SUBCONSULTANTS

(Alphabetical Listing)

Report Date: 12/31/2023
LA Sanitation and Environment

Subconsultant (Certifications)	Ethnicity / Gender	Total Amount of Subcontract	# of Cont.	Contracts
385 H&P Mobile Geochemistry, Inc. (WBE, SBE, EBE)	C/F	\$102,422	7	C124324, C124330, C124346, C134523, C134525, C134526, C134527
386 H2O Metrics ()	N/A/N/A	\$101,062	1	C124346
387 Hach Company (OBE)	C/M	\$262,500	1	C124330
388 Halliburton Energy Services (OBE)	N/A/N/A	\$76,024	1	C109787
389 Harris & Company (WBE, SBE, EBE)	C/F	\$1,003,347	4	C124323, C124324, C124327, C124342
390 Harvest Power (OBE)	N/A/N/A	\$0	1	C128880
391 Hatch Associates Consultants, Inc. (OBE)	N/A/N/A	\$0	1	C124324
392 Hayward Baker, Inc. (OBE)	C/M	\$0	1	C133194
393 Hazen & Sawyer, P.C. (OBE)	N/A/N/A	\$535,555	5	C124325, C124333, C124334, C124339, C124345
394 HDR Inc. (OBE)	C/N/A	\$74,580	4	C124323, C124326, C124333, C124334
395 Health Science Associates, Inc. (SBE)	N/A/N/A	\$0	2	C134524, C134526
396 Heather Repenning Consulting (OBE)	N/A/N/A	\$16,800	1	C124331
397 Hertz Rentals (OBE)	N/A/N/A	\$35,655	1	C121334
398 HF&H Consultants, LLC (OBE)	C/M	\$0	3	C124324, C124326, C124327
399 Hibbard Inshore (OBE)	N/A/N/A	\$67,100	1	C124326
400 Hill's Welding & Engineering (OBE)	N/A/N/A	\$728	1	C109787
401 HMT, LLC (OBE)	N/A/N/A	\$118,850	1	C121334
402 Hogg Drilling Specialty Const Inc (OBE)	N/A/N/A	\$10,328	1	C109787
403 Honeywell (OBE)	C/M	\$5,000	1	C124333
404 Hospitality for Humanity (OBE)	N/A/N/A	\$0	1	C124324
405 HV-Consult APS (OBE)	C/M	\$7,000	2	C124324, C124343
406 I:Collect AG / SOEX Group (OBE)	N/A/N/A	\$0	1	C128879
407 Ibanez Trucking, LLC (OBE)	HA/M	\$2,727,437	1	C123215
408 ICF Jones & Stokes, Inc. (OBE)	C/M	\$142,109	1	C124334
409 ICLEI, Local Governments for Sustainability - USA, Inc. (OBE)	N/A/N/A	\$18,000	1	C124334
410 ID Industries (Now DBA as Wastebuilt) (MBE, OBE)	HA/F	\$7,900,000	2	C123868, C128878
411 IEM (WBE, SBE, EBE)	C/M	\$49,526	3	C124324, C124327, C133194
412 iLanco Environmental, LLC (SBE, EBE)	C/M	\$39,834	1	C124342
413 Impact EcoVision Environmental Inc (OBE)	N/A/N/A	\$100,000	1	C128876
414 Inflection Point Solutions (OBE)	N/A/N/A	\$0	2	C123999, C124326
415 Information Design Consultants, Inc. (WBE)	AA/F	\$50,000	1	C124343
416 Innerline Engineering (MBE)	HA/M	\$0	2	C124337, C124343
417 Innovative Construction Solutions (OBE)	C/M	\$0	2	C134524, C134526
418 Innovative Logics, LLC (MBE, OBE)	AA/M	\$3,618,282	2	C124331, C124343
419 Integrated Engineering Management (IEM) (WBE, SBE, EBE)	C/F	\$997,185	8	C124322, C124323, C124331, C124333, C124341, C124343, C127359, C142633
420 Interface Engineering (OBE)	N/A/N/A	\$86,640	1	C124333
421 InterPhase Environmental, Inc. (MBE, SBE, EBE)	APA/F	\$32,565	5	C124333, C124346, C134524, C134525, C134527
422 IO Environmental & Infrastructure, Inc. (SBE, DVBE)	N/A/N/A	\$0	3	C134523, C134526, C134527
423 IQ Personnel & Environmental Staffing (MBE)	HA/M	\$4,246,286	1	C121334
424 IQ Personnel, Inc. (MBE)	HA/F	\$1,326,304	1	C123999
425 Isidore Electronics Recycling (WBE)	N/A/N/A	\$450,000	4	C128876, C128879, C128880, C128881
426 Island Environmental Services (MBE)	HA/M	\$0	1	C121334
427 J & R Farms Trucking, Inc. (OBE)	N/A/M	\$0	1	C123999
428 J. Torres Company (WBE)	HA/F	\$0	1	C121334
429 J.I. Gandara Transport (MBE)	HA/M	\$48,082,099	4	C127499, C128878, C128879, C142418
430 J.R. Miller & Associates (OBE)	C/M	\$149,172	1	C124324
431 Jacobs Engineering Group Inc. (OBE)	N/A/N/A	\$500,000	1	C124322
432 Jada Systems Inc (SBE, EBE)	N/A/N/A	\$0	1	C127360
433 JFS Environmental Engineers (OBE)	C/M	\$0	1	C124346
434 JJ Keller & Associates (OBE)	N/A/N/A	\$0	1	C128879
435 JM Fiber Optics, Inc (MBE)	HA/M	\$2,912,531	1	C119948
436 JMDiaz, Inc. (MBE, SBE, EBE)	HA/M	\$50,000	1	C124346
437 JMLord Incorporated (OBE)	N/A/N/A	\$20,000	1	C140919
438 John Guzman Crane Service (OBE)	C/M	\$0	1	C109787
439 John L. Hunter & Associates (OBE)	N/A/N/A	\$0	1	C124334
440 John Labib + Associates (DBA: Labib Funk + Associates) (OBE)	C/M	\$7,840	1	C124324
441 John Phillips (OBE)	N/A/N/A	\$5,483	1	C109787

Personal Services Contract System

SUBCONSULTANTS

(Alphabetical Listing)

Report Date: 12/31/2023
LA Sanitation and Environment

Subconsultant (Certifications)	Ethnicity / Gender	Total Amount of Subcontract	# of Cont.	Contracts
442 John Robinson Consulting (OBE)	C/M	\$1,200	1	C124324
443 Johnson-Frank & Associates, Inc. (OBE)	N/A/N/A	\$1,350	1	C124346
444 Jones Environmental, Inc. (MBE, SBE, EBE, OBE)	N/A/M	\$10,370	6	C124326, C134523, C134524, C134525, C134526, C134527
445 JR Miller and Associates (OBE)	C/M	\$120,522	4	C124333, C124340, C124342, C124343
446 JR's Environmental Services (OBE)	C/M	\$7,680	1	C124331
447 KAL Architects Inc (WBE)	APA/F	\$61,000	1	C119948
448 Kambrian Corporation (WBE, SBE, EBE)	N/A/N/A	\$10,000	1	C128876
449 Kana Pipeline, Inc. (OBE)	N/A/N/A	\$0	1	C124325
450 Kaplan Gehring McCarroll (KGM) Architectural Lighting, Inc (OBE)	C/M	\$12,745	1	C124324
451 Kapsch TrafficCom USA, Inc. (OBE)	C/M	\$130,500	1	C124333
452 Karen E. Johnson Water Resources Planning (WBE)	C/F	\$14,960	1	C124333
453 Katherine Padilla & Associates (MBE, WBE)	HA/F	\$5,000	2	C124322, C124340
454 Kathy Jones Irish Consulting, LLC (OBE)	N/A/N/A	\$14,000	1	C124324
455 Katz & Associates (WBE, SBE)	C/F	\$772,181	2	C124324, C124339
456 Kehoe Testing & Engineering (OBE)	C/M	\$57,500	1	C124345
457 Kelly Pipe (OBE)	N/A/N/A	\$225,000	1	C109787
458 Kenai Drilling (OBE)	N/A/N/A	\$1,154,550	1	C109787
459 Kennard Design Group (MBE, WBE, SBE, EBE)	AA/F	\$2,611,685	3	C119948, C124333, C142633
460 Kennedy/Jenks Consultants (OBE)	C/M	\$0	1	C124333
461 Kestrel Consulting, Inc. (OBE)	N/A/N/A	\$11,502	1	C124324
462 Key Energy Service (OBE)	N/A/N/A	\$83,000	1	C109787
463 Kindel Gagan (OBE)	C/NA	\$30,000	1	C124345
464 Kinsbursky Brothers, Inc. (OBE)	N/A/N/A	\$142,620	1	C121334
465 KOA Corporation (SBE, OBE)	HA/M	\$35,664	3	C124325, C124333, C124342
466 Kochergen Farms Composting Inc (OBE)	N/A/N/A	\$7,000,000	1	C142418
467 Kris Helm Consulting (SBE, EBE)	C/M	\$43,000	1	C124324
468 Kuba & Associates Inc (OBE)	N/A/N/A	\$0	1	C128876
469 Kunzman Associates, Inc. (OBE)	N/A/N/A	\$28,150	1	C124339
470 La Loma Development (MBE, SBE, EBE)	HA/M	\$785,000	2	C124324, C124345
471 LA Shares (OBE)	N/A/N/A	\$0	1	C128879
472 LA Testing (OBE)	C/M	\$60,280	1	C124334
473 LA Trade Tech College (OBE)	N/A/N/A	\$5,000	1	C124343
474 LACC (LA Conservation Corps) (OBE)	C/N/A	\$81,108	1	C124331
475 LACSD (OBE)	N/A/N/A	\$0	1	C128875
476 Lakeland Aviation Inc (OBE)	N/A/N/A	\$70,000	1	C140919
477 Landmark Surveying Solutions (WBE, SBE, EBE)	N/A/F	\$5,000	1	C124345
478 Larry Walker Associates (WBE, SBE, OBE)	C/M	\$403,106	8	C124322, C124323, C124324, C124326, C124327, C124331, C124333, C124342
479 LAS Engineering, Inc. (WBE)	C/F	\$0	1	C124323
480 Laurel Civil & Environmental Consultants (WBE, SBE, EBE)	N/A/F	\$0	5	C134523, C134524, C134525, C134526, C134527
481 Law Offices of Gideon Kracov (SBE)	N/A/N/A	\$200,000	1	C128881
482 Lee & Ro, Inc. (MBE, SBE)	APA/M	\$731,100	7	C124322, C124324, C124326, C124327, C124335, C124339, C142633
483 LEED Electric, Inc. (SBE)	C/M	\$3,713,152	2	C124339, C124341
484 Lehrer Architects (OBE)	C/M	\$140,000	1	C124324
485 Lerch Bates, Inc. (OBE)	C/N/A	\$14,180	1	C124333
486 Lettis Consultants International, Inc. (OBE)	C/M	\$0	1	C134526
487 Lighting Resources (OBE)	N/A/N/A	\$0	1	C121334
488 LIN Consulting, Inc. (MBE, SBE, EBE)	APA/M	\$5,000	1	C124345
489 Long Beach Hose (OBE)	N/A/N/A	\$0	1	C121334
490 Los Angeles Beautification Team (OBE)	N/A/N/A	\$250,000	1	C128878
491 Los Angeles Engineering (OBE)	N/A/N/A	\$800,000	1	C124345
492 Los Angeles River Revitalization Corporation (OBE)	C/M	\$35,000	1	C124333
493 Lovco Construction Inc (OBE)	N/A/N/A	\$17,445	1	C109787
494 Luce Consulting (WBE)	C/F	\$0	1	C124324
495 Luminesce Design (WBE, SBE)	C/M	\$43,085	1	C124333
496 Lutrel Trucking (OBE)	N/A/N/A	\$188,007	1	C94375
497 LVR International (WBE, SBE)	N/A/N/A	\$69,000	1	C124333
498 LWA (SBE)	N/A/N/A	\$0	1	C124334

Personal Services Contract System

SUBCONSULTANTS

(Alphabetical Listing)

Report Date: 12/31/2023
LA Sanitation and Environment

Subconsultant (Certifications)	Ethnicity / Gender	Total Amount of Subcontract	# of Cont.	Contracts
499 Lynn Capouya, Inc. (WBE)	C/F	\$0	1	C124325
500 M2 Resource Consulting, Inc. (WBE, SBE, EBE)	C/F	\$220,990	4	C124324, C124334, C124345, C134525
501 MA Engineering (MBE, SBE, EBE, DVBE)	HA/M	\$30,000	1	C124327
502 Mail and More on Hollywood (OBE)	N/A/N/A	\$0	1	C123735
503 Malcolm Pirnie, Inc. (OBE)	C/M	\$0	1	C124333
504 Mallory Safety and Supply (OBE)	N/A/N/A	\$300,000	1	C121334
505 Mapvision Technologies, Inc. (MBE, SBE, EBE, OBE)	SAA/M	\$373,083	6	C124323, C124326, C124334, C124337, C124343, C124346
506 Marina Landscapes, Inc. (OBE)	N/A/NA	\$179,400	1	C124322
507 Mario's Trucking, Inc. (OBE)	N/A/N/A	\$0	1	C128879
508 Mariposa Eco Consulting (WBE)	N/A/N/A	\$1,195,000	1	C128880
509 MARRS Services, Inc. (MBE, WBE, SBE)	APA/F	\$2,578,951	11	C124322, C124323, C124324, C124326, C124327, C124331, C124333, C124339, C124342, C124345, C124346
510 Martini Drilling Corp. (MBE, SBE)	HA/M	\$62,726	3	C124330, C124345, C134527
511 Mason Machinings Inc. (OBE)	N/A/N/A	\$600,892	1	C134248
512 MBC Aquatic Sciences (MBE, SBE, EBE, OBE)	HA/M	\$248,722	4	C124323, C124324, C124334, C124342
513 McMillen Jacobs Associates, Inc. (OBE)	C/M	\$0	1	C124324
514 MD Totco (OBE)	N/A/N/A	\$10,960	1	C109787
515 MDM Analytics (OBE)	N/A/N/A	\$200,000	1	C128881
516 Melinda Taylor & Associates, Landscape Architecture (WBE)	C/F	\$10,000	1	C124345
517 MEND Meet Each Need with Dignity (OBE)	N/A/N/A	\$45,000	1	C128880
518 Methane Specialists (OBE)	C/M	\$0	1	C134525
519 MHI Global (Impact Learning Solutions) (OBE)	N/A/N/A	\$20,000	1	C128876
520 Michael Baker International, Inc. (OBE)	C/M	\$81,462	4	C124324, C124331, C124345, C134525
521 Michael Jones McKean Studio (OBE)	N/A/N/A	\$0	1	C124324
522 Michael Stenstrom, Consulting Engineers (OBE)	C/M	\$0	2	C124322, C124324
523 Microbial Insights (OBE)	C/M	\$89,298	1	C124326
524 Midwest Fabrication Co. (OBE)	C/F	\$2,474,712	1	C133661
525 Mikhail Ogawa Engineering (MBE, SBE, EBE)	APA/M	\$503,950	1	C124334
526 Millenium Environmental, Inc. (OBE)	C/M	\$44,631	1	C124326
527 Minagar Associates, Inc. (OBE)	C/M	\$0	1	C124323
528 Mindy F. Berman Communications (WBE)	C/F	\$0	1	C121334
529 Miranda Logistics Enterprises, LLC (MBE)	N/A/N/A	\$0	1	C121334
530 Miron Electric Construction Corporation (SBE, EBE)	C/M	\$228,960	1	C124344
531 MiSwaco (OBE)	C/M	\$11,636	1	C109787
532 MK Partners Inc (SBE, EBE)	N/A/N/A	\$0	1	C127360
533 MLA Green, INC. dba Studio-MLA (MBE, SBE)	HA/F	\$155,250	1	C142633
534 MMC, Inc. (SBE)	APA/M	\$300,000	1	C124322
535 Moore Iacofano Goltsman, Inc. (MIG) formerly AHBE Landscape (MBE)	APA/M	\$145,180	1	C124345
536 Moran Consulting Corporation (SBE, EBE)	HA/M	\$0	1	C133194
537 Morrow-Meadows Corporation (WBE)	C/F	\$4,000,000	1	C123575
538 Motion Industries (OBE)	N/A/N/A	\$0	1	C109787
539 MP Environmental Services, Inc. (WBE)	HA/F	\$0	1	C94375
540 Mujeres de la Tierra (OBE)	C/M	\$132,908	2	C124324, C124342
541 Murakawa Communications (MBE, WBE, SBE, EBE)	APA/F	\$3,620,918	7	C124322, C124326, C124331, C124334, C124342, C124343, C124345
542 Murray Company (OBE)	C/M	\$536,972	4	C109787, C124322, C124326, C124339
543 National Demolition Contractors (WBE)	N/A/N/A	\$0	1	C134527
544 National Oil Well Varco (OBE)	NA/N/A	\$12,463	1	C109787
545 National Plant Services, Inc. (OBE)	C/M	\$1,198,225	3	C124326, C124337, C124342
546 Natural Gas Vehicle Institute (OBE)	C/F	\$43,518	1	C124327
547 Nautilus Environmental (WBE, SBE)	C/F	\$28,000	4	C124322, C124324, C124331, C124334
548 Navajo Pallets (OBE)	C/M	\$0	1	C121334
549 NBA Engineering, Inc. (WBE)	C/F	\$0	2	C124323, C124326
550 Nela Enterprises (MBE)	HA/M	\$6,952	1	C123999
551 Neli's Event Planners (OBE)	C/F	\$0	1	C121334
552 Nellor Environmental Associates, Inc. (WBE)	C/F	\$12,000	2	C124324, C124334
553 Ninyo & Moore (MBE)	HA/M	\$772,588	10	C124322, C124323, C124324, C124325, C124326, C124327, C124330, C124333, C124334, C124345

Personal Services Contract System

SUBCONSULTANTS

(Alphabetical Listing)

Report Date: 12/31/2023
LA Sanitation and Environment

Subconsultant (Certifications)	Ethnicity / Gender	Total Amount of Subcontract	# of Cont.	Contracts
554 Noble Environmental LLC (OBE)	N/A/N/A	\$63,941	1	C124334
555 Noriega Pipeline Inc. (MBE)	HA/M	\$840	1	C109787
556 Northwest Hydraulic Consultants, Inc. (OBE)	C/M	\$0	3	C124323, C124324, C124325
557 Nutrien Ag Solutions, Inc. (OBE)	N/A/N/A	\$115,000	1	C140919
558 NUVIS (MBE)	HA/M	\$27,500	1	C124339
559 Nyahs Trucking (OBE)	N/A/N/A	\$350,000	1	C123864
560 O2EPCM, Inc. (WBE, SBE, EBE)	N/A/F	\$5,968	2	C124333, C133194
561 Oasis Fuels Inc. (DVBE)	C/F	\$200,000	1	C123868
562 OC Vacuum, Inc. (OBE)	HA/M	\$0	1	C121334
563 Ocean Blue Environmental Services, Inc. (WBE)	APA/F	\$1,901,600	2	C121334, C134523
564 OFRS Inc. ()	N/A/N/A	\$0	1	C134525
565 Oil Field Tubulars and Supply (OBE)	N/A/N/A	\$60,818	1	C109787
566 Oil Well Service Company (OBE)	C/M	\$16,000	1	C109787
567 Old River Farming Co., LLC (OBE)	N/A/N/A	\$5,000	1	C140919
568 Olin Partnership, LTD (OBE)	C/F	\$50,000	1	C124323
569 OneSource Distributors (OBE)	N/A/N/A	\$1,500,000	1	C123575
570 Onyx Architects, Inc. (OBE)	C/M	\$0	1	C124325
571 OptiRTC, Inc. (OBE)	C/M	\$57,375	1	C124331
572 Orange Coast Analytical, Inc. (WBE, SBE, EBE, OBE)	C/N/A	\$25,000	6	C124345, C134523, C134524, C134525, C134526, C134527
573 Otto Environmental Systems LLC (OBE)	N/A/N/A	\$490,000	1	C128880
574 P and J Trucking (OBE)	N/A/N/A	\$350,000	1	C123864
575 Pacific Coast Locators, Inc. (SBE, EBE, OBE)	C/M	\$22,800	4	C124345, C124346, C134523, C134525
576 Pacific EcoRisk (SBE, OBE)	N/A/N/A	\$452,089	2	C124331, C124334
577 Pacific Petroleum (OBE)	N/A/N/A	\$2,356	1	C109787
578 Pacoima Beautiful (OBE)	N/A/N/A	\$539,782	6	C124324, C124331, C124340, C124345, C128878, C128880
579 Paleo Solutions, Inc. (WBE, SBE, EBE)	C/F	\$9,794	2	C124333, C134526
580 Pamela Burton & Co (WBE, SBE, EBE)	C/F	\$293,610	5	C124324, C124326, C124333, C124335, C124345
581 PanGIS, Inc. (WBE, SBE, EBE)	C/F	\$0	3	C134524, C134525, C134526
582 Paradigm Environmental (SBE, EBE, OBE)	C/M	\$1,262,560	3	C124322, C124324, C124334
583 Paragon Language Services (WBE, SBE, EBE)	N/A/N/A	\$101,000	2	C128878, C128880
584 Paramount Resource Recycling (OBE)	N/A/N/A	\$0	1	C128875
585 Parsons Water & Infrastructure, Inc. (OBE)	N/A/N/A	\$0	2	C124324, C124333
586 Parsons, Brinckerhoff, Quade & Douglas, Inc. (OBE)	C/M	\$0	2	C124324, C124333
587 Patrell Engineering Group (OBE)	N/A/N/A	\$0	1	C124324
588 Patriot Environmental Laboratory (SBE)	N/A/N/A	\$0	1	C134526
589 Patriot Resources (OBE)	N/A/N/A	\$1,352,533	1	C109787
590 Patroit Environmental Services (OBE)	N/A/N/A	\$12,130	1	C109787
591 Paul Hansen Engineering, LLC (OBE)	C/M	\$36,435	1	C124324
592 Paul Redvers Brown Inc. (SBE, EBE)	C/M	\$870	1	C124324
593 Payne Allied Trucking Inc (OBE)	N/A/N/A	\$536,086	1	C94375
594 PC Scale Tower (OBE)	N/A/N/A	\$100,000	1	C128875
595 Pensinger's Motor Homes (OBE)	N/A/N/A	\$21,000	1	C109787
596 Performance Analytical Laboratories, Inc. (WBE, SBE, EBE)	C/F	\$17,660	5	C124333, C134524, C134525, C134526, C134527
597 Perimeter Security Systems (OBE)	N/A/N/A	\$0	1	C121334
598 Perspective Manufacturing (OBE)	N/A/N/A	\$1,276,800	1	C133661
599 Petroleum Solids Control (OBE)	N/A/N/A	\$37,193	1	C109787
600 PetroLog Inc (OBE)	N/A/N/A	\$67,500	1	C109787
601 Phibro Tech Inc. (OBE)	N/A/N/A	\$0	1	C121334
602 Philip Services (OBE)	C/M	\$8,361	1	C123999
603 Phillips Steel (OBE)	N/A/N/A	\$2,531	1	C109787
604 Philotechnics, LTD (OBE)	N/A/N/A	\$118,850	1	C121334
605 Physis Environmental Laboratories, Inc. (SBE, EBE, OBE)	C/M	\$188,470	7	C124323, C124324, C124325, C124326, C124330, C124331, C124334
606 Pine Mountain Brokerage LLC (OBE)	N/A/N/A	\$2,500	1	C140919
607 Pinnacle Dispo & Env. Svc. Inc. (OBE)	N/A/N/A	\$108,375	1	C121334
608 Pinnacle Petroleum, Inc. (WBE)	C/F	\$25,900,000	3	C128878, C128880, C128881
609 Pinnacle Technologies (OBE)	N/A/N/A	\$300,000	1	C109787
610 PIP Printing of Sun Valley (OBE)	N/A/N/A	\$0	1	C123735

Personal Services Contract System

SUBCONSULTANTS

(Alphabetical Listing)

Report Date: 12/31/2023
LA Sanitation and Environment

Subconsultant (Certifications)	Ethnicity / Gender	Total Amount of Subcontract	# of Cont.	Contracts
611 PJ Drum (OBE)	C/M	\$0	1	C121334
612 Plastics Solutions Inc (OBE)	N/A/N/A	\$0	1	C128879
613 PMCM Consulting Engineers (MBE, SBE)	AA/M	\$44,800	2	C124333, C127358
614 PMCS Group (WBE, SBE, EBE, OBE)	C/M	\$1,686,792	4	C124326, C124331, C124340, C124346
615 PMCS Group, Inc.* (WBE, SBE, EBE)	C/F	\$73,543	1	C127359
616 PolyFlex (OBE)	N/A/N/A	\$9,448,320	1	C133661
617 Poncetta Farms (OBE)	N/A/N/A	\$90,000	1	C140919
618 Postal Annex (OBE)	N/A/N/A	\$56	1	C109787
619 Potential Industries, Inc. (MBE)	APA/M	\$12,350,000	2	C128878, C139435
620 Power One, LLC (SBE)	N/A/N/A	\$0	1	C124345
621 Price Disposal Inc (OBE)	N/A/N/A	\$3,600	1	C140919
622 PricewaterhouseCoopers LLP (PwC) (OBE)	C/M	\$41,003	1	C124327
623 Principia Group LLC (OBE)	C/M	\$0	1	C124333
624 Probe – Kuster (OBE)	C/M	\$284,436	1	C109787
625 Professional Pipe Services (OBE)	N/A/N/A	\$627,134	1	C124342
626 Project Finance Advisory Ltd (OBE)	C/M	\$777,425	1	C124333
627 Project Partners, Inc. (MBE, SBE, EBE)	APA/M	\$1,957,524	9	C124322, C124323, C124324, C124326, C124327, C124331, C124333, C124344, C124346
628 ProjectLine Technical Services, Inc. (MBE, WBE, SBE, EBE)	APA/F	\$620,706	11	C124322, C124323, C124324, C124325, C124326, C124327, C124331, C124333, C124339, C124340, C124345
629 Promise Energy, Inc. (OBE)	C/M	\$0	1	C124343
630 Propipe, A Division of Hoffman Southwest Corporation (OBE)	C/M	\$10,560	2	C124340, C124343
631 Psomas (OBE)	C/M	\$7,301	2	C124324, C124333
632 Public Financial Management (PFM) (OBE)	APA/M	\$0	1	C124332
633 Public Special Commodities (MBE)	HA/F	\$459,000	1	C133661
634 Pure Technologies (OBE)	N/A/N/A	\$47,500	1	C124323
635 Quality Equipment (OBE)	N/A/N/A	\$0	1	C121334
636 Quantum Analytical Services, Inc. (OBE)	N/A/N/A	\$25,000	1	C139511
637 Quijote Corporation dba Sensis (MBE)	HA/N/A	\$0	1	C124343
638 Quinn Power Systems (OBE)	N/A/N/A	\$250,000	1	C142418
639 Quinn Rental Services (OBE)	N/A/N/A	\$0	1	C121334
640 R&S Industrial Field Services, Inc. (OBE)	N/A/N/A	\$0	1	C124345
641 R. Dugan Construction Inc. (WBE, SBE, EBE)	C/F	\$0	1	C124345
642 R. Stanley Security Service (OBE)	N/A/N/A	\$5,500	1	C140919
643 Rafael Mujeriego (OBE)	N/A/N/A	\$0	1	C124324
644 Raftelis Financial Consultants (OBE)	SAA/M	\$68,804	2	C124322, C124344
645 Rain for Rent (OBE)	C/M	\$1,395	1	C109787
646 Rambo House (MBE, OBE)	AA/M	\$69,960	2	C124331, C124343
647 Ramboll Environ (OBE)	N/A/N/A	\$177,592	2	C124334, C124339
648 Ramcast Ornamental Supply Co, Inc (OBE)	N/A/N/A	\$175,000	1	C142418
649 Ray Lomera & Associates (OBE)	N/A/N/A	\$650	1	C109787
650 Ready Technologies, Inc. (OBE)	C/M	\$82,000	1	C124333
651 Recology Blossom Valley Organics South (OBE)	N/A/N/A	\$12,900,000	1	C142418
652 Red Rock Advisors (OBE)	N/A/N/A	\$0	1	C124324
653 reDiscover Center (OBE)	N/A/N/A	\$0	1	C128879
654 RedZone Robotics (OBE)	N/A/N/A	\$1,421,163	3	C124326, C124340, C124346
655 Reed Hycalog (OBE)	N/A/N/A	\$19,285	1	C109787
656 Rehabilitation Resource Solutions Inc. (OBE)	N/A/N/A	\$2,015	1	C124342
657 Rehrig Pacific Company (OBE)	N/A/N/A	\$290,000	2	C128875, C128881
658 Reliable Equipment Rental Inc (OBE)	N/A/N/A	\$55,860	1	C109787
659 RF MacDonald (OBE)	N/A/N/A	\$12,875	1	C136181
660 Richard C. Slade & Associates LLC (SBE, EBE)	N/A/N/A	\$8,000	1	C124335
661 Rincon Consultants, Inc. (OBE)	C/M	\$47,442	2	C124331, C124339
662 RJ Safety Supply Company, Inc. (MBE)	AA/M	\$149,420	1	C121334
663 Roadway Construction Service (RCS Safety, LLC) (WBE)	C/F	\$251,069	1	C124326
664 Robert Group (WBE, SBE)	AA/M	\$282,190	1	C124331
665 Romo, Inc (OBE)	N/A/N/A	\$3,792,000	1	C133661
666 Root Tamers, Inc. (OBE)	N/A/N/A	\$1,341,120	1	C134505
667 Roshanian & Associates, Inc. (SBE, EBE)	C/M	\$169,687	1	C124344

Personal Services Contract System

SUBCONSULTANTS

(Alphabetical Listing)

Report Date: 12/31/2023
LA Sanitation and Environment

Subconsultant (Certifications)	Ethnicity / Gender	Total Amount of Subcontract	# of Cont.	Contracts
668 Ross Infrastructure Development (SBE, EBE, DVBE)	N/A/N/A	\$5,000	1	C124345
669 Rush Truck Centers (OBE)	N/A/N/A	\$4,300,000	1	C128878
670 Ryst Consulting, Inc. (WBE, SBE)	C/F	\$493,020	1	C127373
671 S & K Engineers (SBE, EBE)	SAA/M	\$924	1	C124324
672 S. Groner Associates (SBE, EBE)	C/M	\$1,172,950	6	C124335, C124337, C124342, C124343, C124345, C128876
673 S. Ibanez DBA Ibanez Trucking (MBE)	HA/M	\$2,266,341	1	C123215
674 S.A. Camp Pump Co (OBE)	N/A/N/A	\$28,000	1	C140919
675 SafeProbe, Inc. (MBE)	APA/M	\$0	1	C124325
676 Safety Compliance Management (SBE, EBE)	C/M	\$10,000	1	C124327
677 Sancon Engineering (SBE)	C/M	\$65,000	1	C124326
678 Santa Clara Waste Water (OBE)	N/A/N/A	\$795	1	C109787
679 Santa Maria Group (OBE)	HA/M	\$0	1	C124324
680 Santiago Hernandez Trucking (OBE)	N/A/M	\$32,923,884	3	C127499, C128878, C142418
681 Sawtelle & Rosprim (OBE)	N/A/N/A	\$7,500	1	C140919
682 Schafer Consulting, Inc. (WBE, SBE, EBE)	APA/F	\$50,000	2	C128879, C128881
683 Schlumberger Well Services (OBE)	N/A/N/A	\$350,000	1	C109787
684 Schmidt Trucking (WBE)	C/M	\$1,888,007	1	C94375
685 Schumaker and Company, Inc. (OBE)	N/A/N/A	\$0	1	C124324
686 SCS Engineers - (OBE)	N/A/N/A	\$0	1	C124326
687 SCST, Inc. (DVBE, OBE)	N/A/M	\$0	3	C134523, C134524, C134526
688 SEITec (SBE, EBE, OBE)	C/M	\$327,218	4	C124324, C124333, C124334, C124339
689 SERA (OBE)	C/F	\$0	1	C124343
690 Servitek Soutlions, Inc. (MBE, SBE, DVBE)	HA/M	\$14,000	3	C124322, C124323, C124339
691 SewerAI Corporation (OBE)	N/A/N/A	\$70,350	1	C124340
692 SHA Analytics LLC (WBE, SBE, EBE)	C/F	\$296,436	2	C124324, C124343
693 Shaw Environmental (OBE)	N/A/N/A	\$0	1	C124333
694 Shaya Tech, Inc. (STI) dba JobsPro Staffing (WBE)	C/F	\$0	1	C124323
695 Shining Star Consultants (SBE, EBE)	N/A/N/A	\$50,845	1	C124344
696 Sierra Container Group (OBE)	N/A/N/A	\$505,538	1	C134248
697 Sierra Packaging Solutions (OBE)	N/A/M	\$60,555	1	C123999
698 Sierra Transport, Inc. (WBE, OBE)	C/F	\$59,175,698	3	C131727, C94375, C94375
699 SignPro (OBE)	N/A/N/A	\$2,600	1	C140919
700 Silver Bar Studio (OBE)	C/M	\$0	1	C124333
701 Simon Wong Engineering (OBE)	APA/N/A	\$0	1	C124325
702 Simplot Grower Solutions (OBE)	N/A/N/A	\$332,000	1	C140919
703 Simpson & Simpson (MBE)	AA/F	\$108,000	1	C124343
704 SKS Engineering, Inc. (MBE, SBE, EBE)	AA/M	\$50,455	1	C124333
705 SLT Expressway, Inc. (OBE)	C/M	\$0	1	C121334
706 SmartCover (OBE)	N/A/N/A	\$33,863	1	C124340
707 Smith Bros Crane Rental, Inc. (OBE)	C/M	\$2,116	1	C109787
708 SMRC Group (also MRC PersonPower, Inc) (MBE, WBE)	SAA/F	\$0	3	C124323, C124324, C124326
709 Soft Pak (OBE)	N/A/N/A	\$0	1	C128879
710 Sol Construction, Inc. (OBE)	N/A/N/A	\$248,100	1	C142633
711 Solid-Bond Inc (OBE)	N/A/N/A	\$18,450	1	C109787
712 Soller Environmental, LLC (SBE, EBE)	N/A/N/A	\$74,078	2	C124331, C124334
713 Somach Simmons & Dunn (OBE)	C/M	\$84,515	1	C124334
714 SOS Crane & Trucking (OBE)	N/A/N/A	\$3,821	1	C109787
715 Southern California Coastal Water Research Project (SCCWRP) (OBE)	N/A/NA	\$210,060	2	C124331, C124334
716 Southwest Geophysics, Inc. (SBE, EBE, OBE)	C/M	\$20,000	2	C124324, C134525
717 Southwest Processors Inc. (OBE)	N/A/N/A	\$0	1	C121334
718 Spectrum Geophysics (SBE, EBE, OBE)	C/M	\$5,456	2	C109787, C124322
719 Spectrum II (OBE)	AA/M	\$0	2	C124322, C124323
720 SSI Schaeffer Systems International (OBE)	C/M	\$961,625	1	C128876
721 ST. Croix Sensory INC. (OBE)	C/N/A	\$7,502	2	C124322, C124342
722 Stanford University ()	N/A/N/A	\$50,000	1	C124323
723 Stantec Consulting Services, Inc. (OBE)	N/A/N/A	\$290,000	1	C124345
724 Stantec formerly MWH Americas, Inc. (OBE)	C/N/A	\$4,426,380	6	C123575, C124324, C124333, C124334, C124339, C124343

Personal Services Contract System

SUBCONSULTANTS

(Alphabetical Listing)

Report Date: 12/31/2023
LA Sanitation and Environment

Subconsultant (Certifications)	Ethnicity / Gender	Total Amount of Subcontract	# of Cont.	Contracts
725 Stephen Groner and Associates (SBE, EBE, OBE)	C/M	\$198,300	3	C124324, C124326, C124334
726 Steven Field Plumbing, Inc. (SBE, EBE, DVBE)	N/A/M	\$0	1	C124337
727 Stillwater Sciences (WBE, SBE)	C/F	\$0	1	C124324
728 Stormwater Compliance, LLC (OBE)	N/A/N/A	\$500,000	1	C124345
729 Strategic Solutions Group (WBE, SBE, EBE)	AA/F	\$56,000	1	C124324
730 Stratus Consulting Inc. (OBE)	N/A/NA	\$0	1	C124324
731 Strongarm Environmental Field Services (SBE, EBE)	C/M	\$64,915	1	C124346
732 Studio-MLA (formerly Mia Lehrer & Associates) (MBE, WBE, SBE)	HA/F	\$100,000	3	C124324, C124325, C124336
733 SubSurface Surveys & Associates, Inc. (SBE, EBE)	C/M	\$56,715	4	C124326, C134523, C134524, C134527
734 Subterra AI (OBE)	N/A/N/A	\$93,600	1	C124326
735 Sun Valley Paper Stock, Inc. (OBE)	N/A/N/A	\$23,600,000	1	C128880
736 Sunbelt Rentals (OBE)	N/A/N/A	\$35,655	1	C121334
737 SunStar Laboratories, Inc. (SBE, OBE)	N/A/N/A	\$0	4	C134524, C134525, C134526, C134527
738 Super Delivery Inc. (MBE, SBE, EBE)	HA/M	\$75,000	1	C124330
739 Superior Electric Motors (OBE)	N/A/N/A	\$60,909	1	C109787
740 Sure-Close, Inc. (OBE)	N/A/N/A	\$75,000	1	C124331
741 Sustain LA (SBE)	N/A/N/A	\$20,000	1	C128880
742 Sustainable Works (OBE)	N/A/N/A	\$0	1	C128879
743 SWCA Environmental Consultants (OBE)	C/F	\$12,211	1	C124324
744 Synagro West, Inc. (OBE)	N/A/N/A	\$13,000,000	1	C142418
745 Synoptek (OBE)	N/A/N/A	\$100,000	1	C128875
746 SZ Studio (WBE)	C/F	\$4,000	1	C124346
747 T & T Truck and Crane (OBE)	N/A/N/A	\$22,500	1	C109787
748 T2 Utility Engineers (Cardno) (OBE)	N/A/N/A	\$1,350	1	C124346
749 Tait Associates (OBE)	N/A/N/A	\$0	1	C124324
750 Talo Management Group (SBE, EBE)	N/A/N/A	\$25,500	1	C124333
751 Target 1 Instruments (WBE, SBE, EBE)	APA/F	\$142,500	2	C124330, C125697
752 Terrazas Group, LLC (MBE)	HA/M	\$26,000	1	C124339
753 Test America (OBE)	N/A/N/A	\$213,306	2	C124330, C124337
754 Tetra Tech, Inc. (OBE)	APA/M	\$338,954	3	C124324, C124333, C124334
755 The Bay Foundation (OBE)	N/A/N/A	\$109,124	1	C124337
756 The Baylis Group (OBE)	C/M	\$30,200	1	C124324
757 The Climate Registry (OBE)	N/A/N/A	\$11,750	2	C124333, C124334
758 The Morcos Group (WBE, SBE, EBE, OBE)	C/F	\$4,605,894	11	C124323, C124324, C124326, C124327, C124331, C124342, C124343, C124345, C124346, C127362, C134525
759 The Pond Company (SBE, EBE, OBE)	C/M	\$255,338	3	C124322, C124324, C124343
760 The Printing Connection (OBE)	N/A/N/A	\$30,305	1	C128876
761 The Regents of the University (OBE)	N/A/N/A	\$2,280	1	C109787
762 The Robert Group (MBE, WBE, SBE, EBE)	AA/F	\$1,587,770	4	C124331, C124340, C124342, C128881
763 The Sanberg Group Inc (WBE, SBE, EBE, DVBE)	C/F	\$0	1	C124340
764 The Sierra Group (MBE, WBE)	HA/F	\$23,677	4	C124322, C124324, C124330, C124334
765 The V Group (OBE)	N/A/N/A	\$100,000	1	C128876
766 Third Millennium Business Systems Inc (MBE)	N/A/N/A	\$0	1	C127360
767 Three Squares International Inc (WBE, SBE, EBE)	N/A/N/A	\$0	1	C128879
768 Tidal Influence, LLC (SBE, EBE)	N/A/N/A	\$928,000	2	C124322, C124345
769 Tiger Cased Hole Services Inc (OBE)	N/A/N/A	\$13,500	1	C109787
770 Titan Disposal (MBE)	AA/M	\$1,350,000	1	C128880
771 TMG Transportation Inc (OBE)	N/A/M	\$0	1	C109787
772 Todd Groundwater (WBE, SBE, EBE)	C/F	\$120,280	3	C124323, C124326, C124334
773 Torrent Resources (OBE)	N/A/N/A	\$6,344,626	2	C124324, C124345
774 Total Equipment Rental, Inc. (WBE)	C/F	\$950,800	1	C121334
775 Total Flow, Inc. (SBE, EBE)	C/M	\$1,415,000	2	C124333, C125697
776 Traffic Solutions (OBE)	N/A/N/A	\$66	1	C109787
777 Translutions Inc (SBE, EBE)	SAA/M	\$0	1	C124340
778 TRC Solutions, Inc (OBE)	C/M	\$0	1	C124333
779 Tree of Life Nursery (SBE, EBE)	C/F	\$12,250	1	C124343
780 Treepeople (OBE)	N/A/N/A	\$225,000	1	C124331
781 Trench Plate Rental Co (OBE)	N/A/N/A	\$148	1	C109787
782 TRM Plumbing and Contracting Services (SBE, EBE)	N/A/M	\$0	1	C124337

Personal Services Contract System

SUBCONSULTANTS

(Alphabetical Listing)

Report Date: 12/31/2023
LA Sanitation and Environment

Subconsultant (Certifications)	Ethnicity / Gender	Total Amount of Subcontract	# of Cont.	Contracts
783 True Track LLC (OBE)	N/A/N/A	\$58,200	1	C128876
784 Trussell Tech (SBE, EBE, OBE)	C/M	\$1,554,760	6	C124324, C124326, C124334, C124335, C124339, C124346
785 TSAC Engineering (WBE)	C/F	\$0	1	C124324
786 Tubular Inspection (OBE)	N/A/N/A	\$2,097	1	C109787
787 TVI (OBE)	N/A/N/A	\$0	1	C128875
788 Tyrad (OBE)	N/A/N/A	\$129	1	C109787
789 U.S. Green Building Council - LA (OBE)	NA/N/A	\$123,823	1	C124333
790 Ultrasystems Environmental Incorporated (WBE)	C/F	\$0	1	C134524
791 United Garage Door and Gates (OBE)	N/A/N/A	\$7,131	1	C121334
792 United Pumping Service, Inc. (MBE)	HA/M	\$135,000	1	C124326
793 United Site Services (OBE)	N/A/N/A	\$35	1	C109787
794 United Storm Water, Inc. (MBE)	HA/F	\$406,169	3	C121334, C124322, C124345
795 United Traffic Services and Supply (WBE)	HA/F	\$6,290	2	C121334, C123999
796 Universal Waste Systems, Inc. (OBE)	N/A/N/A	\$0	1	C128880
797 University of North Carolina Institute of Marine Sciences (OBE)	N/A/N/A	\$62,905	1	C124334
798 University of Southern California (OBE)	C/M	\$23,500	1	C124345
799 Urban Geology (SBE)	C/M	\$0	1	C134526
800 Urban Strategy Group Inc. (MBE, SBE, EBE)	HA/M	\$550,000	2	C124333, C142633
801 Urban Water Group (OBE)	C/F	\$119,864	1	C124331
802 USA EPC Group, Inc. (SBE, EBE, DVBE)	N/A/N/A	\$0	5	C134523, C134524, C134525, C134526, C134527
803 Utility Systems Science and Software, Inc. (MBE)	HA/M	\$76,300	1	C125697
804 V&A Consulting Engineering, Inc. (MBE, WBE, SBE, EBE)	HA/M	\$536,075	6	C124323, C124324, C124327, C124342, C124346, C125697
805 V&A Engineering (WBE, SBE)	N/A/N/A	\$40,000	1	C124322
806 Valley Pacific Petroleum Services, Inc. (OBE)	N/A/N/A	\$14,500	1	C140919
807 Valley West Services (OBE)	N/A/NA	\$2,512,492	1	C94375
808 Value Management Institute (DBE, OBE)	C/M	\$0	3	C124323, C124324, C124325
809 Value Management Strategies, Inc. (OBE)	C/M	\$0	3	C124322, C124323, C124324
810 Vandermost Consulting (WBE, SBE, EBE)	C/NA	\$0	1	C124343
811 Vanderweil Engineering (OBE)	N/A/N/A	\$3,500,000	1	C123575
812 Variable Speed Solutions (OBE)	N/A/N/A	\$840	1	C109787
813 VCA Engineers (MBE, SBE, EBE)	APA/M	\$9,500	2	C124324, C124345
814 VCS Environmental (WBE, SBE)	C/F	\$14,162	1	C124322
815 Verified Carbon Standard (VCS) Association (OBE)	C/M	\$0	1	C124324
816 Viergever & Associates (OBE)	AA/F	\$17,000	1	C124330
817 Vieux Associates (WBE, OBE)	C/F	\$147,057	3	C124333, C124339, C124343
818 VigilEye Security Systems (OBE)	C/M	\$10,000	1	C128881
819 Vista Analytical Laboratory, Inc (WBE, SBE, EBE)	C/F	\$250,105	2	C124330, C124334
820 Vizcarra Trucking (OBE)	N/A/N/A	\$350,000	1	C123864
821 Vortex Industries Inc (OBE)	N/A/N/A	\$23,556	1	C121334
822 W2 Design, Inc. (MBE)	APA/M	\$0	2	C124323, C124324
823 Wagner Engineering & Survey, Inc. (WBE, SBE, EBE)	C/F	\$144,000	3	C124322, C124325, C124345
824 Wallace Laboratories (OBE)	N/A/NA	\$5,000	1	C124345
825 Waste Connections of California (OBE)	N/A/N/A	\$0	1	C121334
826 Wastebuilt Environmental Solutions (OBE)	N/A/N/A	\$8,376	1	C123868
827 Wastequip Mfg Co LLC (OBE)	N/A/N/A	\$9,000,000	2	C128876, C128880
828 Wastequip Toter (OBE)	N/A/N/A	\$250,000	1	C128878
829 Wastewater Solutions, Inc. (OBE)	C/M	\$26,000	1	C124339
830 Watearth (WBE, SBE, EBE, DVBE)	C/F	\$14,625	5	C124326, C124334, C134524, C134525, C134527
831 Water Associates, LLC (OBE)	N/A/N/A	\$47,000	1	C140919
832 Weatherford US, LP (OBE)	C/M	\$3,755	1	C109787
833 Well Dynamics (OBE)	C/M	\$3,152	1	C109787
834 West Coast Casing LLC (OBE)	N/A/N/A	\$1,056	1	C109787
835 West Coast Environmental Solutions (OBE)	N/A/N/A	\$220,029	1	C121334
836 West Coast Safety Supply (WBE)	N/A/N/A	\$210,472	1	C134505
837 West Coast Storm (OBE)	C/M	\$0	2	C124322, C124323
838 Western Ag Services Inc. (OBE)	N/A/N/A	\$158,000	1	C140919
839 Western Express Transporters (OBE)	N/A/N/A	\$112,040	1	C94375

Personal Services Contract System

SUBCONSULTANTS

(Alphabetical Listing)

Report Date: 12/31/2023
LA Sanitation and Environment

Subconsultant (Certifications)	Ethnicity / Gender	Total Amount of Subcontract	# of Cont.	Contracts
840 Weston Solutions (OBE)	N/A/N/A	\$98,246	1	C124334
841 Wholesale Fuels Inc. (OBE)	N/A/N/A	\$40,000	1	C140919
842 WIH Resource Group (OBE)	C/M	\$100,000	1	C124343
843 Wildscape Restoration, Inc. (Wildscape) (MBE) (WBE, SBE, EBE)	HA/F	\$5,000	1	C124322
844 Will Lewis Consulting, LLC (OBE)	N/A/N/A	\$0	1	C124334
845 Willdan (OBE)	C/M	\$36,990	1	C124334
846 Windward Environmental (OBE)	C/M	\$298,493	1	C124334
847 Withers & Sandgren (WBE) (WBE)	C/F	\$0	1	C124324
848 WM Consulting (WBE)	HA/F	\$0	1	C124324
849 Wood Environment & Infrastructure Sol'n, Inc. (OBE)	C/F	\$372,455	3	C124326, C124331, C124334
850 Woodard & Curran, Inc. (OBE)	C/M	\$380,000	2	C124333, C124345
851 Worldwide Equipment Rental (OBE)	N/A/N/A	\$15,000	1	C109787
852 WorleyParsons Group Inc. (OBE)	N/A/NA	\$5,000,000	1	C119948
853 Wunderlich- Malec (OBE)	N/A/NA	\$5,359,454	1	C119948
854 Yorke Engineering (WBE, SBE)	C/F	\$125,000	2	C124322, C124334
855 Younghusband Consulting, Inc. (OBE)	N/A/M	\$20,750	1	C124333
856 Zero Waste Energy (OBE)	N/A/N/A	\$14,200,000	2	C128875, C128878
857 Zonar Systems (OBE)	C/M	\$1,553,974	1	C124327

**SUBCONSULTANTS:
GROUPED BY
BUSINESS
ENTERPRISE**

This section groups Subconsultant Companies by their Business Enterprise Certifications and list them alphabetically by Company Name, and include the following:

Business Enterprise Certification(s)
Ethnicity / Gender
Collective contractual amounts awarded to them
Number of contract(s) they are subcontracted under
List of contract(s) they are subcontracted under

Note that a Subconsultant Company may appear in more than one Business Enterprise groups due to their multiple certifications.

Personal Services Contract System

SUBCONSULTANTS

(Grouped by Business Enterprise)

Report Date: 12/31/2023
LA Sanitation and Environment

Subconsultant (Certifications)		Ethnicity / Gender	Total Amount of Subcontract	# of Cont.	Contracts
Minority Business Enterprise (MBE)					
1	3Di Inc. (MBE)	APA/M	\$855,783	2	C124331, C124343
2	3S Global Business Solutions (MBE, WBE, SBE, EBE)	SAA/F	\$0	2	C127357, C127360
3	ABCS Abadi-Bouhier Consulting Services (MBE, WBE)	APA/F	\$0	2	C124323, C124325
4	Acoustics (MBE)	C/N/A	\$40,500	1	C124342
5	Advtech Environmental, Inc. (MBE, SBE, EBE)	APA/M	\$818,112	3	C124331, C124334, C124342
6	Agile 1 - ACT 1 Personnel Services (MBE)	AA/F	\$3,800,000	1	C124343
7	AHBE Landscape Architects (MBE, SBE)	APA/M	\$2,213	1	C124345
8	Alameda Construction Services (MBE)	AA/M	\$12,820	1	C109787
9	A-Mehr Inc (MBE, SBE, EBE)	HA/F	\$450,000	1	C128880
10	American Integrated Services, Inc. (MBE, OBE)	HA/F	\$192,424	4	C124326, C124345, C134524, C134527
11	American Traffic Barricade & Safety (MBE, SBE, EBE, DVBE)	N/A/N/A	\$7,880	1	C124330
12	AquaBio Environmental Technologies, Inc. (MBE, SBE, EBE)	APA/M	\$0	1	C124343
13	Arenem Corporation (MBE)	HA/M	\$0	1	C124327
14	Arturo Ceja (dba Ceja Trucking) (MBE)	HA/M	\$562,500	1	C133661
15	ASSET Laboratories (MBE, SBE)	SAA/F	\$2,935	4	C134524, C134525, C134526, C134527
16	Atlas Underground, Inc. (MBE)	HA/M	\$10,000	1	C124326
17	Atmospheric Analysis & Consulting, Inc. (MBE, SBE)	SAA/F	\$32,600	4	C124346, C134526, C134527, C139511
18	B3 Media Solutions Inc (MBE)	N/A/N/A	\$60,000	1	C124342
19	Bali Construction (MBE)	N/A/N/A	\$500,000	1	C124345
20	Base + Birge Engineering (MBE)	AA/M	\$0	1	C124322
21	Batups & Sons (MBE)	APA/M	\$270,979	1	C94375
22	BC Laboratories dba Weck Laboratories, Inc. (MBE, WBE, SBE, EBE, DBE)	HA/F	\$608,418	4	C121334, C124330, C124334, C134527
23	Better Way Mechanical Plumbing (MBE, SBE, EBE, DVBE)	AA/M	\$392,930	2	C124337, C124343
24	Beyaz & Patel, Inc. (MBE, SBE, EBE)	APA/M	\$966,048	7	C124323, C124324, C124325, C124327, C124333, C124342, C142633
25	Birdi & Associates, Inc. (MBE)	SAA/M	\$0	1	C124324
26	Cabrinha, Hearn & Associates (MBE, SBE, EBE)	HA/M	\$3,600	1	C124346
27	CADSTAR, Inc. (MBE, WBE)	HA/F	\$137,116	3	C124327, C124334, C124339
28	California Testing & Inspections, Inc. (MBE) (MBE, SBE, EBE)	HA/F	\$6,471	1	C124345
29	California Watershed Engineering (CWE) (MBE, SBE, EBE)	SAA/M	\$1,211,937	11	C124322, C124323, C124324, C124325, C124326, C124327, C124331, C124334, C124336, C124343, C124345
30	Calscience Environmental Laboratories, Inc. (MBE, OBE)	APA/F	\$225	2	C109787, C124326
31	Calvada Surveying, Inc. (MBE, SBE, EBE, DVBE)	HA/M	\$150,086	5	C124324, C124330, C124345, C134524, C134525
32	Cambria Solutions, Inc. (MBE)	APA/F	\$0	3	C124322, C124323, C124324
33	Carter Automation (MBE, SBE)	AA/M	\$745,864	1	C124326
34	Carter Industrial Automation (MBE, OBE)	AA/M	\$11,070	2	C124331, C127358
35	Casamar Group, LLC (MBE, SBE, EBE, DVBE)	HA/M	\$108,062	5	C124327, C124333, C124334, C124343, C124345
36	Century Diversified, Inc. (MBE)	HA/M	\$0	4	C124323, C124324, C124326, C124327
37	Chempack & Environmental, LLC (MBE)	N/A/N/A	\$178,275	1	C121334
38	Clean up America (MBE)	N/A/N/A	\$0	1	C128876
39	CMTS, INC. (MBE)	AA/M	\$0	1	C124327
40	Coast Surveying, Inc. (MBE, SBE, EBE)	HA/M	\$120,000	5	C124323, C124324, C124325, C124326, C124345
41	Computing Services Support Solutions, Inc.(CS3) (MBE, WBE, SBE, EBE)	AA/F	\$0	5	C124323, C124325, C124326, C124327, C124343
42	Container Management Group LLC (MBE, WBE, OBE)	N/A/N/A	\$11,585,345	6	C128875, C128876, C128879, C128880, C128881, C133661
43	Converse Consultants (as SBE Sub) (MBE, SBE)	SAA/M	\$0	1	C134525
44	Cordoba Corporation (MBE)	HA/M	\$2,555,441	2	C124324, C124346
45	Core Probe International, Inc. (CPI) (MBE, SBE, EBE)	HA/M	\$15,927	1	C124326
46	Coriolis Enterprises, Inc. (MBE, SBE)	N/A/N/A	\$0	1	C134525
47	CPM Construction Inc. (MBE, SBE, EBE)	N/A/N/A	\$97,000	1	C124324
48	Cruz Containers, Inc. (MBE)	HA/M	\$6,180,200	1	C121334
49	Cynthia M Ruiz & Associates (MBE, SBE, EBE)	NA/F	\$2,000	1	C124324

Personal Services Contract System

SUBCONSULTANTS

(Grouped by Business Enterprise)

Report Date: 12/31/2023
LA Sanitation and Environment

Subconsultant (Certifications)		Ethnicity / Gender	Total Amount of Subcontract	# of Cont.	Contracts
Minority Business Enterprise (MBE)					
50	D R Consultants & Designers, Inc. (MBE, WBE, SBE, EBE)	HA/F	\$1,255,437	6	C119948, C124324, C124326, C124333, C124339, C127359
51	D R Consultants & Designers, Inc. (as SBE, EBE sub) (MBE, SBE, EBE)	HA/F	\$108,000	1	C124342
52	Dabri, Inc. (MBE, WBE)	SAA/M	\$0	4	C124323, C124324, C124326, C124327
53	Dake-Luna Consultants (MBE, SBE, EBE, OBE)	HA/M	\$115,313	2	C124324, C124345
54	Dakota Communications (MBE, SBE, EBE)	AA/M	\$42,000	1	C124331
55	Davis Blue Print Company, Inc. (MBE, SBE, EBE)	HA/M	\$0	1	C133194
56	Diaz Yourman & Associates, Inc. (MBE, SBE, EBE)	HA/M	\$95,000	5	C124322, C124325, C124326, C124327, C124345
57	DRP Engineering, Inc. (MBE, SBE, EBE)	APA/M	\$5,000	1	C124345
58	DYJP DBA Cabo Transport & Services, Int'l., Inc. (MBE)	HA/M	\$5,360,450	3	C128877, C128880, C133661
59	E&A Environmental (MBE)	APA/M	\$0	1	C121334
60	E. Tseng & Associates (MBE, SBE, EBE, OBE)	APA/M	\$1,148,846	4	C124324, C124327, C124331, C124343
61	E. W. Moon, Inc. (MBE)	AA/M	\$325,776	5	C124323, C124325, C124326, C124327, C124343
62	E.W. Moon Inc. (MBE, WBE, SBE, EBE)	AA/M	\$581,954	3	C124339, C124341, C127359
63	E2 Consulting Engineers, Inc. (MBE, SBE, EBE)	SAA/M	\$2,883,380	11	C124323, C124324, C124325, C124326, C124327, C124330, C124331, C124334, C124339, C124342, C125697
64	E2020 Technology, Inc. (MBE)	APA/M	\$16,000	1	C124333
65	EK Consulting (MBE, WBE)	HA/M	\$3,284,400	3	C124323, C124324, C127362
66	El Camino Construction & Engineering (MBE, SBE, EBE)	HA/M	\$4,022,077	2	C124322, C124345
67	EMAX Laboratories, Inc. (MBE, WBE, SBE, EBE)	APA/M	\$74,837	4	C124330, C134523, C134524, C134525
68	E-Nor Innovations, Inc. (MBE, SBE, DVBE)	AA/M	\$109,820	3	C124345, C124346, C134524
69	EnviCraft LLC (MBE, SBE, EBE)	APA/M	\$64,228	2	C124342, C124343
70	Environmental Treatment dba Advanced Technology Laboratories (MBE, SBE, EBE)	HA/M	\$155,354	11	C124322, C124323, C124324, C124326, C124327, C124330, C134523, C134524, C134525, C134526, C134527
71	EPC Consultants (MBE)	APA/M	\$26,754	2	C124339, C124342
72	EPCM-RMS, Inc (MBE, SBE, EBE)	HA/M	\$2,460,675	2	C124327, C124331
73	EQS Consultants (MBE)	SAA/M	\$24,613	1	C124333
74	ETR Consultants (ETR Eng & Tech Res) (MBE, WBE, SBE, EBE)	AA/F	\$398,600	6	C124323, C124324, C124327, C124331, C124342, C124343
75	Far East Landscape and Maintenance Inc. (MBE, SBE, EBE)	APA/F	\$1,011,143	1	C124345
76	FAYZA, LLC (MBE, SBE, EBE, DVBE)	N/A/N/A	\$5,000	1	C124345
77	FMF Pandion (MBE, SBE, EBE, DVBE)	C/M	\$1,274,841	4	C124322, C124331, C124334, C124342
78	FPA Underground, Inc. (MBE)	APA/M	\$11,939	1	C124333
79	G2 Construction, Inc. (MBE)	HA/M	\$241,500	1	C124330
80	Garuda Promo and Branding Solutions (MBE, SBE, EBE)	SAA/F	\$75,000	1	C124342
81	GC Tech, Inc. (MBE, WBE)	AA/F	\$0	2	C124323, C124325
82	GK & Associates (AKA EC&AM Assoc, Inc.) (MBE, WBE)	SAA/F	\$0	4	C124323, C124324, C124327, C124327
83	Global Business Solutions, Inc. (MBE, DBE)	HA/M	\$25,264	1	C124343
84	Global Design Build (MBE, SBE, EBE)	HA/M	\$1,013,166	4	C124322, C124341, C124343, C142633
85	Global Probe, Inc. (MBE)	HA/M	\$4,200	1	C124330
86	GlobalASR Consulting (MBE, SBE, EBE)	APA/M	\$20,516	1	C124333
87	GOLD (MBE, SBE, EBE, DVBE)	HA/F	\$42,000	1	C124324
88	Gruen Associates (MBE, SBE)	APA/M	\$50,000	1	C124345
89	ID Industries (Now DBA as Wastebuilt) (MBE, OBE)	HA/F	\$7,900,000	2	C123868, C128878
90	Innerline Engineering (MBE)	HA/M	\$0	2	C124337, C124343
91	Innovative Logics, LLC (MBE, OBE)	AA/M	\$3,618,282	2	C124331, C124343
92	InterPhase Environmental, Inc. (MBE, SBE, EBE)	APA/F	\$32,565	5	C124333, C124346, C134524, C134525, C134527
93	IQ Personnel & Environmental Staffing (MBE)	HA/M	\$4,246,286	1	C121334
94	IQ Personnel, Inc. (MBE)	HA/F	\$1,326,304	1	C123999
95	Island Environmental Services (MBE)	HA/M	\$0	1	C121334
96	J.I. Gandara Transport (MBE)	HA/M	\$48,082,099	4	C127499, C128878, C128879, C142418
97	JM Fiber Optics, Inc (MBE)	HA/M	\$2,912,531	1	C119948
98	JMDiaz, Inc. (MBE, SBE, EBE)	HA/M	\$50,000	1	C124346

Personal Services Contract System

SUBCONSULTANTS

(Grouped by Business Enterprise)

Report Date: 12/31/2023
LA Sanitation and Environment

Subconsultant (Certifications)	Ethnicity / Gender	Total Amount of Subcontract	# of Cont.	Contracts
Minority Business Enterprise (MBE)				
99 Jones Environmental, Inc. (MBE, SBE, EBE, OBE)	N/A/M	\$10,370	6	C124326, C134523, C134524, C134525, C134526, C134527
100 Katherine Padilla & Associates (MBE, WBE)	HA/F	\$5,000	2	C124322, C124340
101 Kennard Design Group (MBE, WBE, SBE, EBE)	AA/F	\$2,611,685	3	C119948, C124333, C142633
102 La Loma Development (MBE, SBE, EBE)	HA/M	\$785,000	2	C124324, C124345
103 Lee & Ro, Inc. (MBE, SBE)	APA/M	\$731,100	7	C124322, C124324, C124326, C124327, C124335, C124339, C142633
104 LIN Consulting, Inc. (MBE, SBE, EBE)	APA/M	\$5,000	1	C124345
105 MA Engineering (MBE, SBE, EBE, DVBE)	HA/M	\$30,000	1	C124327
106 Mapvision Technologies, Inc. (MBE, SBE, EBE, OBE)	SAA/M	\$373,083	6	C124323, C124326, C124334, C124337, C124343, C124346
107 MARRS Services, Inc. (MBE, WBE, SBE)	APA/F	\$2,578,951	11	C124322, C124323, C124324, C124326, C124327, C124331, C124333, C124339, C124342, C124345, C124346
108 Martini Drilling Corp. (MBE, SBE)	HA/M	\$62,726	3	C124330, C124345, C134527
109 MBC Aquatic Sciences (MBE, SBE, EBE, OBE)	HA/M	\$248,722	4	C124323, C124324, C124334, C124342
110 Mikhail Ogawa Engineering (MBE, SBE, EBE)	APA/M	\$503,950	1	C124334
111 Miranda Logistics Enterprises, LLC (MBE)	N/A/N/A	\$0	1	C121334
112 MLA Green, INC. dba Studio-MLA (MBE, SBE)	HA/F	\$155,250	1	C142633
113 Moore Iacofano Goltsman, Inc. (MIG) formerly AHBE Landscape (MBE)	APA/M	\$145,180	1	C124345
114 Murakawa Communications (MBE, WBE, SBE, EBE)	APA/F	\$3,620,918	7	C124322, C124326, C124331, C124334, C124342, C124343, C124345
115 Nela Enterprises (MBE)	HA/M	\$6,952	1	C123999
116 Ninyo & Moore (MBE)	HA/M	\$772,588	10	C124322, C124323, C124324, C124325, C124326, C124327, C124330, C124333, C124334, C124345
117 Noriega Pipeline Inc. (MBE)	HA/M	\$840	1	C109787
118 NUVIS (MBE)	HA/M	\$27,500	1	C124339
119 PMCM Consulting Engineers (MBE, SBE)	AA/M	\$44,800	2	C124333, C127358
120 Potential Industries, Inc. (MBE)	APA/M	\$12,350,000	2	C128878, C139435
121 Project Partners, Inc. (MBE, SBE, EBE)	APA/M	\$1,957,524	9	C124322, C124323, C124324, C124326, C124327, C124331, C124333, C124344, C124346
122 ProjectLine Technical Services, Inc. (MBE, WBE, SBE, EBE)	APA/F	\$620,706	11	C124322, C124323, C124324, C124325, C124326, C124327, C124331, C124333, C124339, C124340, C124345
123 Public Special Commodities (MBE)	HA/F	\$459,000	1	C133661
124 Quijote Corporation dba Sensis (MBE)	HA/N/A	\$0	1	C124343
125 Rambo House (MBE, OBE)	AA/M	\$69,960	2	C124331, C124343
126 RJ Safety Supply Company, Inc. (MBE)	AA/M	\$149,420	1	C121334
127 S. Ibanez DBA Ibanez Trucking (MBE)	HA/M	\$2,266,341	1	C123215
128 SafeProbe, Inc. (MBE)	APA/M	\$0	1	C124325
129 Servitek Solutions, Inc. (MBE, SBE, DVBE)	HA/M	\$14,000	3	C124322, C124323, C124339
130 Simpson & Simpson (MBE)	AA/F	\$108,000	1	C124343
131 SKS Engineering, Inc. (MBE, SBE, EBE)	AA/M	\$50,455	1	C124333
132 SMRC Group (also MRC PersonPower, Inc) (MBE, WBE)	SAA/F	\$0	3	C124323, C124324, C124326
133 Studio-MLA (formerly Mia Lehrer & Associates) (MBE, WBE, SBE)	HA/F	\$100,000	3	C124324, C124325, C124336
134 Super Delivery Inc. (MBE, SBE, EBE)	HA/M	\$75,000	1	C124330
135 Terrazas Group, LLC (MBE)	HA/M	\$26,000	1	C124339
136 The Robert Group (MBE, WBE, SBE, EBE)	AA/F	\$1,587,770	4	C124331, C124340, C124342, C128881
137 The Sierra Group (MBE, WBE)	HA/F	\$23,677	4	C124322, C124324, C124330, C124334
138 Third Millennium Business Systems Inc (MBE)	N/A/N/A	\$0	1	C127360
139 Titan Disposal (MBE)	AA/M	\$1,350,000	1	C128880
140 United Pumping Service, Inc. (MBE)	HA/M	\$135,000	1	C124326
141 United Storm Water, Inc. (MBE)	HA/F	\$406,169	3	C121334, C124322, C124345
142 Urban Strategy Group Inc. (MBE, SBE, EBE)	HA/M	\$550,000	2	C124333, C142633
143 Utility Systems Science and Software, Inc. (MBE)	HA/M	\$76,300	1	C125697
144 V&A Consulting Engineering, Inc. (MBE, WBE, SBE, EBE)	HA/M	\$536,075	6	C124323, C124324, C124327, C124342, C124346, C125697
145 VCA Engineers (MBE, SBE, EBE)	APA/M	\$9,500	2	C124324, C124345
146 W2 Design, Inc. (MBE)	APA/M	\$0	2	C124323, C124324

Personal Services Contract System

SUBCONSULTANTS

(Grouped by Business Enterprise)

Report Date: 12/31/2023
LA Sanitation and Environment

Subconsultant (Certifications)		Ethnicity / Gender	Total Amount of Subcontract	# of Cont.	Contracts
Women Business Enterprise (WBE)					
1	1st Jon (WBE, SBE)	C/F	\$26,924	1	C124345
2	3S Global Business Solutions (MBE, WBE, SBE, EBE)	SAA/F	\$0	2	C127357, C127360
3	A Cone Zone, Inc. (WBE, SBE, EBE)	C/F	\$283,860	2	C124342, C124345
4	A1 Management & Inspection, Inc (WBE, SBE, EBE)	C/N/A	\$1,500	1	C124322
5	Abbe & Associates LLC (WBE)	C/F	\$103,011	2	C124340, C124343
6	ABCS Abadi-Bouhier Consulting Services (MBE, WBE)	APA/F	\$0	2	C124323, C124325
7	AESCO Tech, Inc. (WBE, SBE, EBE)	C/F	\$68,350	7	C124322, C124324, C124326, C124327, C124331, C124334, C134525
8	Akima Consulting, LLC (WBE, SBE, EBE)	C/F	\$6,750	1	C124334
9	Alas Media (WBE, SBE, EBE)	N/A/N/A	\$0	1	C124324
10	Alpha Traffic Services (WBE, SBE)	N/A/F	\$0	1	C134525
11	American Analytics (WBE, SBE, EBE)	C/F	\$0	3	C124345, C134525, C134526
12	APPL, Inc. (WBE)	C/F	\$0	1	C124346
13	AQUALity Engineering, Inc. (WBE)	C/F	\$7,090	1	C136181
14	Archaeo Paleo Resource Mangement Inc. (WBE, SBE, EBE)	C/F	\$41,262	5	C124323, C124326, C124327, C124331, C124342
15	Aslan Consulting LLC (WBE, SBE, EBE)	N/A/N/A	\$0	1	C128879
16	Atlas Teknology Group, Inc. (WBE, SBE, EBE)	APA/F	\$0	1	C127358
17	B&G Industrial Rentals (WBE)	C/F	\$190,160	1	C121334
18	BC Laboratories dba Weck Laboratories, Inc. (MBE, WBE, SBE, EBE, DBE)	HA/F	\$608,418	4	C121334, C124330, C124334, C134527
19	BC Laboratories, Inc. (dba Environmental Laboratory) (WBE)	C/F	\$28,500	2	C124330, C134523
20	Belshire Environmental Services, Inc. (WBE, SBE)	C/F	\$99,923	5	C124333, C124346, C134525, C134526, C134527
21	Blaine Tech Services, Inc. (WBE, SBE, OBE)	C/F	\$99,695	8	C124323, C124326, C124334, C124345, C134523, C134524, C134525, C134526
22	BonTerra Consulting (WBE)	C/F	\$0	2	C124324, C124327
23	Brooks + Scarpa Architects, Inc. (WBE, SBE, EBE)	C/M	\$5,000	1	C124335
24	CA Project Management Consultants (WBE)	C/F	\$0	3	C124323, C124326, C124327
25	CADSTAR, Inc. (MBE, WBE)	HA/F	\$137,116	3	C124327, C124334, C124339
26	Camland Inc (WBE)	C/M	\$0	1	C128880
27	Campos Communications (WBE)	HA/F	\$25,750	2	C124324, C124343
28	Cascadia Consulting Group (WBE, OBE)	C/M	\$846,314	3	C124331, C124343, C128878
29	Computing Services Support Solutions, Inc.(CS3) (MBE, WBE, SBE, EBE)	AA/F	\$0	5	C124323, C124325, C124326, C124327, C124343
30	Consensus Inc. (WBE, SBE)	N/A/F	\$0	1	C134525
31	Consensus, Inc.(WBE) (WBE, SBE, OBE)	C/F	\$18,000	3	C124325, C124346, C128879
32	Construction Management Solutions (CMS) (WBE, SBE)	N/A/N/A	\$0	1	C124324
33	Container Management Group LLC (MBE, WBE, OBE)	N/A/N/A	\$11,585,345	6	C128875, C128876, C128879, C128880, C128881, C133661
34	Creative Mad Systems Inc. (WBE, SBE, EBE)	C/F	\$320,000	1	C142633
35	Cybele Chang Consulting (WBE, DBE)	APA/F	\$100,000	1	C124343
36	D R Consultants & Designers, Inc. (MBE, WBE, SBE, EBE)	HA/F	\$1,255,437	6	C119948, C124324, C124326, C124333, C124339, C127359
37	Dabri, Inc. (MBE, WBE)	SAA/M	\$0	4	C124323, C124324, C124326, C124327
38	Dancing Coyote Environmental (WBE)	C/F	\$235,669	1	C124330
39	DDB Engineering, Inc. (WBE, SBE, EBE)	C/F	\$323,160	10	C124322, C124323, C124324, C124325, C124326, C124327, C124339, C124344, C124345, C142633
40	E.K. Consulting (WBE)	HA/M	\$0	1	C127360
41	E.W. Moon Inc. (MBE, WBE, SBE, EBE)	AA/M	\$581,954	3	C124339, C124341, C127359
42	Effect Strategies, LLC (WBE)	C/F	\$63,525	1	C124343
43	EK Consulting (MBE, WBE)	HA/M	\$3,284,400	3	C124323, C124324, C127362
44	EMAX Laboratories, Inc. (MBE, WBE, SBE, EBE)	APA/M	\$74,837	4	C124330, C134523, C134524, C134525
45	Environmental Compliance Solutions (WBE)	C/F	\$0	1	C123735
46	Epic Land Solutions, Inc. (WBE, SBE)	C/M	\$0	1	C124345
47	ETR Consultants (ETR Eng & Tech Res) (MBE, WBE, SBE, EBE)	AA/F	\$398,600	6	C124323, C124324, C124327, C124331, C124342, C124343
48	EW Consulting, Inc. (WBE, SBE, EBE)	C/F	\$889,773	7	C124323, C124324, C124331, C124333, C124334, C124336, C124339
49	Executants (WBE)	SAA/F	\$0	1	C127360

Personal Services Contract System

SUBCONSULTANTS

(Grouped by Business Enterprise)

Report Date: 12/31/2023
LA Sanitation and Environment

Subconsultant (Certifications)	Ethnicity / Gender	Total Amount of Subcontract	# of Cont.	Contracts
Women Business Enterprise (WBE)				
50 Fasold Control Systems, Inc. (WBE, OBE)	C/M	\$250,808	3	C124324, C124343, C127359
51 Float Enterprises (WBE)	HA/F	\$77,530	1	C123999
52 Freeth/Moroz Inc (WBE)	C/F	\$99,910	3	C124326, C124331, C124342
53 GC Tech, Inc. (MBE, WBE)	AA/F	\$0	2	C124323, C124325
54 GCM Consulting Inc. (WBE)	C/F	\$0	1	C124327
55 Geospatial Professional Solutions, Inc. (WBE)	APA/F	\$3,600	1	C124346
56 Getter Engineering, Inc. (dba ProjectLine Technical Services (WBE)	APA/F	\$91,934	2	C124342, C134526
57 GK & Associates (AKA EC&AM Assoc, Inc.) (MBE, WBE)	SAA/F	\$0	4	C124323, C124324, C124327, C124327
58 Global Transloading (WBE, SBE)	HA/F	\$0	2	C121334, C124345
59 Go2Zero Strategies (WBE, SBE, EBE)	C/F	\$3,000,000	2	C128876, C142419
60 Gold Construction Services (WBE, SBE, EBE)	C/M	\$5,000	1	C124345
61 GreenWealth Energy Solutions (WBE)	APA/F	\$158,129	1	C124333
62 H&P Mobile Geochemistry, Inc. (WBE, SBE, EBE)	C/F	\$102,422	7	C124324, C124330, C124346, C134523, C134525, C134526, C134527
63 Harris & Company (WBE, SBE, EBE)	C/F	\$1,003,347	4	C124323, C124324, C124327, C124342
64 IEM (WBE, SBE, EBE)	C/M	\$49,526	3	C124324, C124327, C133194
65 Information Design Consultants, Inc. (WBE)	AA/F	\$50,000	1	C124343
66 Integrated Engineering Management (IEM) (WBE, SBE, EBE)	C/F	\$997,185	8	C124322, C124323, C124331, C124333, C124341, C124343, C127359, C142633
67 Isidore Electronics Recycling (WBE)	N/A/N/A	\$450,000	4	C128876, C128879, C128880, C128881
68 J. Torres Company (WBE)	HA/F	\$0	1	C121334
69 KAL Architects Inc (WBE)	APA/F	\$61,000	1	C119948
70 Kambrian Corporation (WBE, SBE, EBE)	N/A/N/A	\$10,000	1	C128876
71 Karen E. Johnson Water Resources Planning (WBE)	C/F	\$14,960	1	C124333
72 Katherine Padilla & Associates (MBE, WBE)	HA/F	\$5,000	2	C124322, C124340
73 Katz & Associates (WBE, SBE)	C/F	\$772,181	2	C124324, C124339
74 Kennard Design Group (MBE, WBE, SBE, EBE)	AA/F	\$2,611,685	3	C119948, C124333, C142633
75 Landmark Surveying Solutions (WBE, SBE, EBE)	N/A/F	\$5,000	1	C124345
76 Larry Walker Associates (WBE, SBE, OBE)	C/M	\$403,106	8	C124322, C124323, C124324, C124326, C124327, C124331, C124333, C124342
77 LAS Engineering, Inc. (WBE)	C/F	\$0	1	C124323
78 Laurel Civil & Environmental Consultants (WBE, SBE, EBE)	N/A/F	\$0	5	C134523, C134524, C134525, C134526, C134527
79 Luce Consulting (WBE)	C/F	\$0	1	C124324
80 Luminesce Design (WBE, SBE)	C/M	\$43,085	1	C124333
81 LVR International (WBE, SBE)	N/A/N/A	\$69,000	1	C124333
82 Lynn Capouya, Inc. (WBE)	C/F	\$0	1	C124325
83 M2 Resource Consulting, Inc. (WBE, SBE, EBE)	C/F	\$220,990	4	C124324, C124334, C124345, C134525
84 Mariposa Eco Consulting (WBE)	N/A/N/A	\$1,195,000	1	C128880
85 MARRS Services, Inc. (MBE, WBE, SBE)	APA/F	\$2,578,951	11	C124322, C124323, C124324, C124326, C124327, C124331, C124333, C124339, C124342, C124345, C124346
86 Melinda Taylor & Associates, Landscape Architecture (WBE)	C/F	\$10,000	1	C124345
87 Mindy F. Berman Communications (WBE)	C/F	\$0	1	C121334
88 Morrow-Meadows Corporation (WBE)	C/F	\$4,000,000	1	C123575
89 MP Environmental Services, Inc. (WBE)	HA/F	\$0	1	C94375
90 Murakawa Communications (MBE, WBE, SBE, EBE)	APA/F	\$3,620,918	7	C124322, C124326, C124331, C124334, C124342, C124343, C124345
91 National Demolition Contractors (WBE)	N/A/N/A	\$0	1	C134527
92 Nautilus Environmental (WBE, SBE)	C/F	\$28,000	4	C124322, C124324, C124331, C124334
93 NBA Engineering, Inc. (WBE)	C/F	\$0	2	C124323, C124326
94 Nellor Environmental Associates, Inc. (WBE)	C/F	\$12,000	2	C124324, C124334
95 O2EPCM, Inc. (WBE, SBE, EBE)	N/A/F	\$5,968	2	C124333, C133194
96 Ocean Blue Environmental Services, Inc. (WBE)	APA/F	\$1,901,600	2	C121334, C134523
97 Orange Coast Analytical, Inc. (WBE, SBE, EBE, OBE)	C/N/A	\$25,000	6	C124345, C134523, C134524, C134525, C134526, C134527
98 Paleo Solutions, Inc. (WBE, SBE, EBE)	C/F	\$9,794	2	C124333, C134526
99 Pamela Burton & Co (WBE, SBE, EBE)	C/F	\$293,610	5	C124324, C124326, C124333, C124335, C124345
100 PanGIS, Inc. (WBE, SBE, EBE)	C/F	\$0	3	C134524, C134525, C134526

Personal Services Contract System

SUBCONSULTANTS

(Grouped by Business Enterprise)

Report Date: 12/31/2023
LA Sanitation and Environment

Subconsultant (Certifications)	Ethnicity / Gender	Total Amount of Subcontract	# of Cont.	Contracts
Women Business Enterprise (WBE)				
101 Paragon Language Services (WBE, SBE, EBE)	N/A/N/A	\$101,000	2	C128878, C128880
102 Performance Analytical Laboratories, Inc. (WBE, SBE, EBE)	C/F	\$17,660	5	C124333, C134524, C134525, C134526, C134527
103 Pinnacle Petroleum, Inc. (WBE)	C/F	\$25,900,000	3	C128878, C128880, C128881
104 PMCS Group (WBE, SBE, EBE, OBE)	C/M	\$1,686,792	4	C124326, C124331, C124340, C124346
105 PMCS Group, Inc.* (WBE, SBE, EBE)	C/F	\$73,543	1	C127359
106 ProjectLine Technical Services, Inc. (MBE, WBE, SBE, EBE)	APA/F	\$620,706	11	C124322, C124323, C124324, C124325, C124326, C124327, C124331, C124333, C124339, C124340, C124345
107 R. Dugan Construction Inc. (WBE, SBE, EBE)	C/F	\$0	1	C124345
108 Roadway Construction Service (RCS Safety, LLC) (WBE)	C/F	\$251,069	1	C124326
109 Robert Group (WBE, SBE)	AA/M	\$282,190	1	C124331
110 Ryst Consulting, Inc. (WBE, SBE)	C/F	\$493,020	1	C127373
111 Schafer Consulting, Inc. (WBE, SBE, EBE)	APA/F	\$50,000	2	C128879, C128881
112 Schmidt Trucking (WBE)	C/M	\$1,888,007	1	C94375
113 SHA Analytics LLC (WBE, SBE, EBE)	C/F	\$296,436	2	C124324, C124343
114 Shaya Tech, Inc. (STI) dba JobsPro Staffing (WBE)	C/F	\$0	1	C124323
115 Sierra Transport, Inc. (WBE, OBE)	C/F	\$59,175,698	3	C131727, C94375, C94375
116 SMRC Group (also MRC PersonPower, Inc) (MBE, WBE)	SAA/F	\$0	3	C124323, C124324, C124326
117 Stillwater Sciences (WBE, SBE)	C/F	\$0	1	C124324
118 Strategic Solutions Group (WBE, SBE, EBE)	AA/F	\$56,000	1	C124324
119 Studio-MLA (formerly Mia Lehrer & Associates) (MBE, WBE, SBE)	HA/F	\$100,000	3	C124324, C124325, C124336
120 SZ Studio (WBE)	C/F	\$4,000	1	C124346
121 Target 1 Instruments (WBE, SBE, EBE)	APA/F	\$142,500	2	C124330, C125697
122 The Morcos Group (WBE, SBE, EBE, OBE)	C/F	\$4,605,894	11	C124323, C124324, C124326, C124327, C124331, C124342, C124343, C124345, C124346, C127362, C134525
123 The Robert Group (MBE, WBE, SBE, EBE)	AA/F	\$1,587,770	4	C124331, C124340, C124342, C128881
124 The Sanberg Group Inc (WBE, SBE, EBE, DVBE)	C/F	\$0	1	C124340
125 The Sierra Group (MBE, WBE)	HA/F	\$23,677	4	C124322, C124324, C124330, C124334
126 Three Squares International Inc (WBE, SBE, EBE)	N/A/N/A	\$0	1	C128879
127 Todd Groundwater (WBE, SBE, EBE)	C/F	\$120,280	3	C124323, C124326, C124334
128 Total Equipment Rental, Inc. (WBE)	C/F	\$950,800	1	C121334
129 TSAC Engineering (WBE)	C/F	\$0	1	C124324
130 Ultrasystems Environmental Incorporated (WBE)	C/F	\$0	1	C134524
131 United Traffic Services and Supply (WBE)	HA/F	\$6,290	2	C121334, C123999
132 V&A Consulting Engineering, Inc. (MBE, WBE, SBE, EBE)	HA/M	\$536,075	6	C124323, C124324, C124327, C124342, C124346, C125697
133 V&A Engineering (WBE, SBE)	N/A/N/A	\$40,000	1	C124322
134 Vandermost Consulting (WBE, SBE, EBE)	C/NA	\$0	1	C124343
135 VCS Environmental (WBE, SBE)	C/F	\$14,162	1	C124322
136 Vieux Associates (WBE, OBE)	C/F	\$147,057	3	C124333, C124339, C124343
137 Vista Analytical Laboratory, Inc (WBE, SBE, EBE)	C/F	\$250,105	2	C124330, C124334
138 Wagner Engineering & Survey, Inc. (WBE, SBE, EBE)	C/F	\$144,000	3	C124322, C124325, C124345
139 Watearth (WBE, SBE, EBE, DVBE)	C/F	\$14,625	5	C124326, C124334, C134524, C134525, C134527
140 West Coast Safety Supply (WBE)	N/A/N/A	\$210,472	1	C134505
141 Wildscape Restoration, Inc. (Wildscape) (MBE) (WBE, SBE, EBE)	HA/F	\$5,000	1	C124322
142 Withers & Sandgren (WBE) (WBE)	C/F	\$0	1	C124324
143 WM Consulting (WBE)	HA/F	\$0	1	C124324
144 Yorke Engineering (WBE, SBE)	C/F	\$125,000	2	C124322, C124334

Personal Services Contract System

SUBCONSULTANTS

(Grouped by Business Enterprise)

Report Date: 12/31/2023
LA Sanitation and Environment

Subconsultant (Certifications)		Ethnicity / Gender	Total Amount of Subcontract	# of Cont.	Contracts
Small Business Enterprise (SBE)					
1	1st Jon (WBE, SBE)	C/F	\$26,924	1	C124345
2	3S Global Business Solutions (MBE, WBE, SBE, EBE)	SAA/F	\$0	2	C127357, C127360
3	9D Analytics (SBE, EBE)	N/A/N/A	\$25,000	1	C124346
4	A Cone Zone, Inc. (WBE, SBE, EBE)	C/F	\$283,860	2	C124342, C124345
5	A1 Management & Inspection, Inc (WBE, SBE, EBE)	C/N/A	\$1,500	1	C124322
6	AAA Rubbish Inc (SBE)	N/A/N/A	\$0	1	C128880
7	ABC Liovin Drilling, Inc. (SBE)	C/M	\$104,560	6	C124326, C133194, C134523, C134524, C134525, C134526
8	Academy Partners Inc (SBE, EBE, DVBE)	N/A/N/A	\$0	1	C127360
9	Adapt Consulting Inc DBA Adapt Ad Specialty (SBE, EBE)	N/A/N/A	\$99,998	1	C128876
10	AdaptivEdge LLC (SBE, EBE)	N/A/N/A	\$17,043	1	C127360
11	Advtech Environmental, Inc. (MBE, SBE, EBE)	APA/M	\$818,112	3	C124331, C124334, C124342
12	AESCO Tech, Inc. (WBE, SBE, EBE)	C/F	\$68,350	7	C124322, C124324, C124326, C124327, C124331, C124334, C134525
13	AHBE Landscape Architects (MBE, SBE)	APA/M	\$2,213	1	C124345
14	AIMCS Consulting (SBE, EBE)	N/A/N/A	\$50,000	1	C128880
15	Akima Consulting, LLC (WBE, SBE, EBE)	C/F	\$6,750	1	C124334
16	AKM Consulting Engineers (SBE, OBE)	NA/M	\$799,675	3	C124326, C124331, C124333
17	Alas Media (WBE, SBE, EBE)	N/A/N/A	\$0	1	C124324
18	Alpha Traffic Services (WBE, SBE)	N/A/F	\$0	1	C134525
19	Alta Environmental (SBE)	C/M	\$65,000	1	C124324
20	A-Mehr Inc (MBE, SBE, EBE)	HA/F	\$450,000	1	C128880
21	American Analytics (WBE, SBE, EBE)	C/F	\$0	3	C124345, C134525, C134526
22	American Environmental Testing Laboratory, Inc. (SBE, EBE)	C/M	\$0	2	C134526, C134527
23	American Scientific Laboratories, LLC (SBE, EBE)	C/N/A	\$0	1	C134527
24	American Traffic Barricade & Safety (MBE, SBE, EBE, DVBE)	N/A/N/A	\$7,880	1	C124330
25	AquaBio Environmental Technologies, Inc. (MBE, SBE, EBE)	APA/M	\$0	1	C124343
26	Aquatic Bioassay & Consulting Laboratories, Inc. (SBE, EBE, OBE)	C/M	\$171,177	2	C124330, C124334
27	Archaeo Paleo Resource Mangement Inc. (WBE, SBE, EBE)	C/F	\$41,262	5	C124323, C124326, C124327, C124331, C124342
28	Aslan Consulting LLC (WBE, SBE, EBE)	N/A/N/A	\$0	1	C128879
29	ASSET Laboratories (MBE, SBE)	SAA/F	\$2,935	4	C134524, C134525, C134526, C134527
30	Associated Consulting Civil & Environmental Svcs Inc (ACCES) (SBE, EBE)	N/A/N/A	\$0	2	C134523, C134524
31	Atlas Teknology Group, Inc. (WBE, SBE, EBE)	APA/F	\$0	1	C127358
32	Atmospheric Analysis & Consulting, Inc. (MBE, SBE)	SAA/F	\$32,600	4	C124346, C134526, C134527, C139511
33	B&D Construction Company, Inc. (SBE, EBE)	C/M	\$870	1	C124330
34	Babcock Laboratories (SBE)	N/A/N/A	\$21,030	1	C124337
35	BC 2 Environmental Corp. (SBE)	N/A/M	\$6,478	2	C134524, C134527
36	BC Laboratories dba Weck Laboratories, Inc. (MBE, WBE, SBE, EBE, DBE)	HA/F	\$608,418	4	C121334, C124330, C124334, C134527
37	Belshire Environmental Services, Inc. (WBE, SBE)	C/F	\$99,923	5	C124333, C124346, C134525, C134526, C134527
38	Better Way Mechanical Plumbing (MBE, SBE, EBE, DVBE)	AA/M	\$392,930	2	C124337, C124343
39	Beyaz & Patel, Inc. (MBE, SBE, EBE)	APA/M	\$966,048	7	C124323, C124324, C124325, C124327, C124333, C124342, C142633
40	BLACKHAWK GEOSERVICES (SBE, DVBE)	C/N/A	\$167,873	1	C124334
41	Blaine Tech Services, Inc. (WBE, SBE, OBE)	C/F	\$99,695	8	C124323, C124326, C124334, C124345, C134523, C134524, C134525, C134526
42	BLP Engineers, Inc. (SBE, EBE)	C/M	\$20,000	1	C124327
43	Brooks + Scarpa Architects, Inc. (WBE, SBE, EBE)	C/M	\$5,000	1	C124335
44	Cabrinha, Hearn & Associates (MBE, SBE, EBE)	HA/M	\$3,600	1	C124346
45	California Asbestos Consultants (SBE)	N/A/N/A	\$0	1	C134526
46	California Barricade, Inc. (SBE, EBE)	N/A/N/A	\$0	1	C124337
47	California Testing & Inspections, Inc. (MBE) (MBE, SBE, EBE)	HA/F	\$6,471	1	C124345

Personal Services Contract System

SUBCONSULTANTS

(Grouped by Business Enterprise)

Report Date: 12/31/2023
LA Sanitation and Environment

Subconsultant (Certifications)		Ethnicity / Gender	Total Amount of Subcontract	# of Cont.	Contracts
Small Business Enterprise (SBE)					
48	California Watershed Engineering (CWE) (MBE, SBE, EBE)	SAA/M	\$1,211,937	11	C124322, C124323, C124324, C124325, C124326, C124327, C124331, C124334, C124336, C124343, C124345
49	Calvada Surveying, Inc. (MBE, SBE, EBE, DVBE)	HA/M	\$150,086	5	C124324, C124330, C124345, C134524, C134525
50	Carter Automation (MBE, SBE)	AA/M	\$745,864	1	C124326
51	Casamar Group, LLC (MBE, SBE, EBE, DVBE)	HA/M	\$108,062	5	C124327, C124333, C124334, C124343, C124345
52	Catalyst Environmental Solutions Corp. (SBE, EBE)	C/M	\$136,778	1	C124334
53	CES Group, Inc. (SBE, EBE)	N/A/N/A	\$0	1	C134525
54	Chateau Vallon (SBE, EBE)	N/A/N/A	\$5,000	1	C124333
55	City Terrace Recycling LLC (SBE, EBE)	N/A/N/A	\$15,422,650	1	C128880
56	Clean Lakes Inc. (SBE, EBE)	N/A/NA	\$72,495	2	C124322, C124334
57	Coast Surveying, Inc. (MBE, SBE, EBE)	HA/M	\$120,000	5	C124323, C124324, C124325, C124326, C124345
58	Colbert Group (SBE)	N/A/N/A	\$0	1	C134524
59	Compliance Plus (SBE, EBE)	N/A/N/A	\$250,000	1	C128880
60	Computing Services Support Solutions, Inc.(CS3) (MBE, WBE, SBE, EBE)	AA/F	\$0	5	C124323, C124325, C124326, C124327, C124343
61	Consensus Inc. (WBE, SBE)	N/A/F	\$0	1	C134525
62	Consensus, Inc.(WBE) (WBE, SBE, OBE)	C/F	\$18,000	3	C124325, C124346, C128879
63	Construction Management Solutions (CMS) (WBE, SBE)	N/A/N/A	\$0	1	C124324
64	Converse Consultants (as SBE Sub) (MBE, SBE)	SAA/M	\$0	1	C134525
65	Core Probe International, Inc. (CPI) (MBE, SBE, EBE)	HA/M	\$15,927	1	C124326
66	Coriolis Enterprises, Inc. (MBE, SBE)	N/A/N/A	\$0	1	C134525
67	CPM Construction Inc. (MBE, SBE, EBE)	N/A/N/A	\$97,000	1	C124324
68	Craftwater Engineering Inc (aka CEI) (SBE, EBE, DVBE)	N/A/N/A	\$1,492,698	4	C124322, C124324, C124334, C124342
69	Craftwater Engineering, Inc. (SBE, EBE, DVBE)	N/A/N/A	\$129,375	1	C124331
70	Crain-KOA (SBE)	C/M	\$0	1	C124333
71	Creager Corporation (SBE, EBE, DVBE)	C/M	\$147,000	1	C124345
72	Creative Mad Systems Inc. (WBE, SBE, EBE)	C/F	\$320,000	1	C142633
73	Cynthia M Ruiz & Associates (MBE, SBE, EBE)	NA/F	\$2,000	1	C124324
74	D R Consultants & Designers, Inc. (MBE, WBE, SBE, EBE)	HA/F	\$1,255,437	6	C119948, C124324, C124326, C124333, C124339, C127359
75	D R Consultants & Designers, Inc. (as SBE, EBE sub) (MBE, SBE, EBE)	HA/F	\$108,000	1	C124342
76	Dake-Luna Consultants (MBE, SBE, EBE, OBE)	HA/M	\$115,313	2	C124324, C124345
77	Dakota Communications (MBE, SBE, EBE)	AA/M	\$42,000	1	C124331
78	Daniel R Arguello (SBE, DVBE)	N/A/N/A	\$0	1	C128877
79	Davis Blue Print Company, Inc. (MBE, SBE, EBE)	HA/M	\$0	1	C133194
80	DCE Services (TLD Construction Services, Inc.) (SBE, EBE)	N/A/N/A	\$5,000	1	C124345
81	DDB Engineering, Inc. (WBE, SBE, EBE)	C/F	\$323,160	10	C124322, C124323, C124324, C124325, C124326, C124327, C124339, C124344, C124345, C142633
82	Diaz Yourman & Associates, Inc. (MBE, SBE, EBE)	HA/M	\$95,000	5	C124322, C124325, C124326, C124327, C124345
83	DownStream Services, Inc. (SBE)	C/M	\$10,890	1	C124340
84	DRP Engineering, Inc. (MBE, SBE, EBE)	APA/M	\$5,000	1	C124345
85	E. Tseng & Associates (MBE, SBE, EBE, OBE)	APA/M	\$1,148,846	4	C124324, C124327, C124331, C124343
86	E.W. Moon Inc. (MBE, WBE, SBE, EBE)	AA/M	\$581,954	3	C124339, C124341, C127359
87	E2 Consulting Engineers, Inc. (MBE, SBE, EBE)	SAA/M	\$2,883,380	11	C124323, C124324, C124325, C124326, C124327, C124330, C124331, C124334, C124339, C124342, C125697
88	E2 Managetechn, Inc. (Acquired by Ensaf) (SBE, EBE)	C/M	\$240,000	1	C124324
89	EcoTierra Consulting, Inc. (SBE, EBE)	N/A/N/A	\$29,791	1	C127499
90	El Camino Construction & Engineering (MBE, SBE, EBE)	HA/M	\$4,022,077	2	C124322, C124345
91	EMAX Laboratories, Inc. (MBE, WBE, SBE, EBE)	APA/M	\$74,837	4	C124330, C134523, C134524, C134525
92	EMS Laboratories (SBE, EBE)	C/F	\$47,124	1	C124330
93	E-Nor Innovations, Inc. (MBE, SBE, DVBE)	AA/M	\$109,820	3	C124345, C124346, C134524
94	Envetco Services, Inc. (Envetco Engineering Services) (SBE, EBE, DVBE)	N/A/N/A	\$5,000	1	C124345
95	Envicraft LLC (MBE, SBE, EBE)	APA/M	\$64,228	2	C124342, C124343

Personal Services Contract System

SUBCONSULTANTS

(Grouped by Business Enterprise)

Report Date: 12/31/2023
LA Sanitation and Environment

Subconsultant (Certifications)		Ethnicity / Gender	Total Amount of Subcontract	# of Cont.	Contracts
Small Business Enterprise (SBE)					
96	Environmental Treatment dba Advanced Technology Laboratories (MBE, SBE, EBE)	HA/M	\$155,354	11	C124322, C124323, C124324, C124326, C124327, C124330, C134523, C134524, C134525, C134526, C134527
97	EPCM-RMS, Inc (MBE, SBE, EBE)	HA/M	\$2,460,675	2	C124327, C124331
98	Epic Land Solutions, Inc. (WBE, SBE)	C/M	\$0	1	C124345
99	ETR Consultants (ETR Eng & Tech Res) (MBE, WBE, SBE, EBE)	AA/F	\$398,600	6	C124323, C124324, C124327, C124331, C124342, C124343
100	Evri GIS Consulting (SBE)	C/M	\$0	1	C134526
101	EW Consulting, Inc. (WBE, SBE, EBE)	C/F	\$889,773	7	C124323, C124324, C124331, C124333, C124334, C124336, C124339
102	Far East Landscape and Maintenance Inc. (MBE, SBE, EBE)	APA/F	\$1,011,143	1	C124345
103	FAYZA, LLC (MBE, SBE, EBE, DVBE)	N/A/N/A	\$5,000	1	C124345
104	FGL Environmental (SBE, EBE)	C/M	\$5,000	1	C124330
105	Fluidity Design Consultants (SBE, EBE)	N/A/N/A	\$0	1	C124324
106	FMF Pandion (MBE, SBE, EBE, DVBE)	C/M	\$1,274,841	4	C124322, C124331, C124334, C124342
107	Frank's Industrial Services, Inc. (SBE)	N/A/N/A	\$80,588	1	C124331
108	Garuda Promo and Branding Solutions (MBE, SBE, EBE)	SAA/F	\$75,000	1	C124342
109	Geo-Advantec, Inc. (SBE, EBE)	C/M	\$0	1	C133194
110	Global Design Build (MBE, SBE, EBE)	HA/M	\$1,013,166	4	C124322, C124341, C124343, C142633
111	Global Transloading (WBE, SBE)	HA/F	\$0	2	C121334, C124345
112	Global Urban Strategies, Inc. (SBE, EBE, DVBE)	N/A/N/A	\$0	1	C124334
113	GlobalASR Consulting (MBE, SBE, EBE)	APA/M	\$20,516	1	C124333
114	Go2Zero Strategies (WBE, SBE, EBE)	C/F	\$3,000,000	2	C128876, C142419
115	GOLD (MBE, SBE, EBE, DVBE)	HA/F	\$42,000	1	C124324
116	Gold Coast Environmental (SBE)	N/A/N/A	\$16,653	1	C124345
117	Gold Construction Services (WBE, SBE, EBE)	C/M	\$5,000	1	C124345
118	Golden Triangle Land Surveying, Inc. (SBE, EBE, DVBE)	C/M	\$2,700	1	C124346
119	GrandMas (SBE, DVBE)	N/A/N/A	\$200,000	1	C128880
120	Gruen Associates (MBE, SBE)	APA/M	\$50,000	1	C124345
121	H&P Mobile Geochemistry, Inc. (WBE, SBE, EBE)	C/F	\$102,422	7	C124324, C124330, C124346, C134523, C134525, C134526, C134527
122	Harris & Company (WBE, SBE, EBE)	C/F	\$1,003,347	4	C124323, C124324, C124327, C124342
123	Health Science Associates, Inc. (SBE)	N/A/N/A	\$0	2	C134524, C134526
124	IEM (WBE, SBE, EBE)	C/M	\$49,526	3	C124324, C124327, C133194
125	iLanco Environmental, LLC (SBE, EBE)	C/M	\$39,834	1	C124342
126	Integrated Engineering Management (IEM) (WBE, SBE, EBE)	C/F	\$997,185	8	C124322, C124323, C124331, C124333, C124341, C124343, C127359, C142633
127	InterPhase Environmental, Inc. (MBE, SBE, EBE)	APA/F	\$32,565	5	C124333, C124346, C134524, C134525, C134527
128	IO Environmental & Infrastructure, Inc. (SBE, DVBE)	N/A/N/A	\$0	3	C134523, C134526, C134527
129	Jada Systems Inc (SBE, EBE)	N/A/N/A	\$0	1	C127360
130	JMDiaz, Inc. (MBE, SBE, EBE)	HA/M	\$50,000	1	C124346
131	Jones Environmental, Inc. (MBE, SBE, EBE, OBE)	N/A/M	\$10,370	6	C124326, C134523, C134524, C134525, C134526, C134527
132	Kambrian Corporation (WBE, SBE, EBE)	N/A/N/A	\$10,000	1	C128876
133	Katz & Associates (WBE, SBE)	C/F	\$772,181	2	C124324, C124339
134	Kennard Design Group (MBE, WBE, SBE, EBE)	AA/F	\$2,611,685	3	C119948, C124333, C142633
135	KOA Corporation (SBE, OBE)	HA/M	\$35,664	3	C124325, C124333, C124342
136	Kris Helm Consulting (SBE, EBE)	C/M	\$43,000	1	C124324
137	La Loma Development (MBE, SBE, EBE)	HA/M	\$785,000	2	C124324, C124345
138	Landmark Surveying Solutions (WBE, SBE, EBE)	N/A/F	\$5,000	1	C124345
139	Larry Walker Associates (WBE, SBE, OBE)	C/M	\$403,106	8	C124322, C124323, C124324, C124326, C124327, C124331, C124333, C124342
140	Laurel Civil & Environmental Consultants (WBE, SBE, EBE)	N/A/F	\$0	5	C134523, C134524, C134525, C134526, C134527
141	Law Offices of Gideon Kracov (SBE)	N/A/N/A	\$200,000	1	C128881
142	Lee & Ro, Inc. (MBE, SBE)	APA/M	\$731,100	7	C124322, C124324, C124326, C124327, C124335, C124339, C142633
143	LEED Electric, Inc. (SBE)	C/M	\$3,713,152	2	C124339, C124341
144	LIN Consulting, Inc. (MBE, SBE, EBE)	APA/M	\$5,000	1	C124345

Personal Services Contract System

SUBCONSULTANTS

(Grouped by Business Enterprise)

Report Date: 12/31/2023
LA Sanitation and Environment

Subconsultant (Certifications)	Ethnicity / Gender	Total Amount of Subcontract	# of Cont.	Contracts
Small Business Enterprise (SBE)				
145 Luminesce Design (WBE, SBE)	C/M	\$43,085	1	C124333
146 LVR International (WBE, SBE)	N/A/N/A	\$69,000	1	C124333
147 LWA (SBE)	N/A/N/A	\$0	1	C124334
148 M2 Resource Consulting, Inc. (WBE, SBE, EBE)	C/F	\$220,990	4	C124324, C124334, C124345, C134525
149 MA Engineering (MBE, SBE, EBE, DVBE)	HA/M	\$30,000	1	C124327
150 Mapvision Technologies, Inc. (MBE, SBE, EBE, OBE)	SAA/M	\$373,083	6	C124323, C124326, C124334, C124337, C124343, C124346
151 MARRS Services, Inc. (MBE, WBE, SBE)	APA/F	\$2,578,951	11	C124322, C124323, C124324, C124326, C124327, C124331, C124333, C124339, C124342, C124345, C124346
152 Martini Drilling Corp. (MBE, SBE)	HA/M	\$62,726	3	C124330, C124345, C134527
153 MBC Aquatic Sciences (MBE, SBE, EBE, OBE)	HA/M	\$248,722	4	C124323, C124324, C124334, C124342
154 Mikhail Ogawa Engineering (MBE, SBE, EBE)	APA/M	\$503,950	1	C124334
155 Miron Electric Construction Corporation (SBE, EBE)	C/M	\$228,960	1	C124344
156 MK Partners Inc (SBE, EBE)	N/A/N/A	\$0	1	C127360
157 MLA Green, INC. dba Studio-MLA (MBE, SBE)	HA/F	\$155,250	1	C142633
158 MMC, Inc. (SBE)	APA/M	\$300,000	1	C124322
159 Moran Consulting Corporation (SBE, EBE)	HA/M	\$0	1	C133194
160 Murakawa Communications (MBE, WBE, SBE, EBE)	APA/F	\$3,620,918	7	C124322, C124326, C124331, C124334, C124342, C124343, C124345
161 Nautilus Environmental (WBE, SBE)	C/F	\$28,000	4	C124322, C124324, C124331, C124334
162 O2EPCM, Inc. (WBE, SBE, EBE)	N/A/F	\$5,968	2	C124333, C133194
163 Orange Coast Analytical, Inc. (WBE, SBE, EBE, OBE)	C/N/A	\$25,000	6	C124345, C134523, C134524, C134525, C134526, C134527
164 Pacific Coast Locators, Inc. (SBE, EBE, OBE)	C/M	\$22,800	4	C124345, C124346, C134523, C134525
165 Pacific EcoRisk (SBE, OBE)	N/A/N/A	\$452,089	2	C124331, C124334
166 Paleo Solutions, Inc. (WBE, SBE, EBE)	C/F	\$9,794	2	C124333, C134526
167 Pamela Burton & Co (WBE, SBE, EBE)	C/F	\$293,610	5	C124324, C124326, C124333, C124335, C124345
168 PanGIS, Inc. (WBE, SBE, EBE)	C/F	\$0	3	C134524, C134525, C134526
169 Paradigm Environmental (SBE, EBE, OBE)	C/M	\$1,262,560	3	C124322, C124324, C124334
170 Paragon Language Services (WBE, SBE, EBE)	N/A/N/A	\$101,000	2	C128878, C128880
171 Patriot Environmental Laboratory (SBE)	N/A/N/A	\$0	1	C134526
172 Paul Redvers Brown Inc. (SBE, EBE)	C/M	\$870	1	C124324
173 Performance Analytical Laboratories, Inc. (WBE, SBE, EBE)	C/F	\$17,660	5	C124333, C134524, C134525, C134526, C134527
174 Physis Environmental Laboratories, Inc. (SBE, EBE, OBE)	C/M	\$188,470	7	C124323, C124324, C124325, C124326, C124330, C124331, C124334
175 PMCM Consulting Engineers (MBE, SBE)	AA/M	\$44,800	2	C124333, C127358
176 PMCS Group (WBE, SBE, EBE, OBE)	C/M	\$1,686,792	4	C124326, C124331, C124340, C124346
177 PMCS Group, Inc.* (WBE, SBE, EBE)	C/F	\$73,543	1	C127359
178 Power One, LLC (SBE)	N/A/N/A	\$0	1	C124345
179 Project Partners, Inc. (MBE, SBE, EBE)	APA/M	\$1,957,524	9	C124322, C124323, C124324, C124326, C124327, C124331, C124333, C124344, C124346
180 ProjectLine Technical Services, Inc. (MBE, WBE, SBE, EBE)	APA/F	\$620,706	11	C124322, C124323, C124324, C124325, C124326, C124327, C124331, C124333, C124339, C124340, C124345
181 R. Dugan Construction Inc. (WBE, SBE, EBE)	C/F	\$0	1	C124345
182 Richard C. Slade & Associates LLC (SBE, EBE)	N/A/N/A	\$8,000	1	C124335
183 Robert Group (WBE, SBE)	AA/M	\$282,190	1	C124331
184 Roshanian & Associates, Inc. (SBE, EBE)	C/M	\$169,687	1	C124344
185 Ross Infrastructure Development (SBE, EBE, DVBE)	N/A/N/A	\$5,000	1	C124345
186 Ryst Consulting, Inc. (WBE, SBE)	C/F	\$493,020	1	C127373
187 S & K Engineers (SBE, EBE)	SAA/M	\$924	1	C124324
188 S. Groner Associates (SBE, EBE)	C/M	\$1,172,950	6	C124335, C124337, C124342, C124343, C124345, C128876
189 Safety Compliance Management (SBE, EBE)	C/M	\$10,000	1	C124327
190 Sancon Engineering (SBE)	C/M	\$65,000	1	C124326
191 Schafer Consulting, Inc. (WBE, SBE, EBE)	APA/F	\$50,000	2	C128879, C128881
192 SEITec (SBE, EBE, OBE)	C/M	\$327,218	4	C124324, C124333, C124334, C124339
193 Servitek Soutions, Inc. (MBE, SBE, DVBE)	HA/M	\$14,000	3	C124322, C124323, C124339
194 SHA Analytics LLC (WBE, SBE, EBE)	C/F	\$296,436	2	C124324, C124343
195 Shining Star Consultants (SBE, EBE)	N/A/N/A	\$50,845	1	C124344

Personal Services Contract System

SUBCONSULTANTS

(Grouped by Business Enterprise)

Report Date: 12/31/2023
LA Sanitation and Environment

Subconsultant (Certifications)	Ethnicity / Gender	Total Amount of Subcontract	# of Cont.	Contracts
Small Business Enterprise (SBE)				
196 SKS Engineering, Inc. (MBE, SBE, EBE)	AA/M	\$50,455	1	C124333
197 Soller Environmental, LLC (SBE, EBE)	N/A/N/A	\$74,078	2	C124331, C124334
198 Southwest Geophysics, Inc. (SBE, EBE, OBE)	C/M	\$20,000	2	C124324, C134525
199 Spectrum Geophysics (SBE, EBE, OBE)	C/M	\$5,456	2	C109787, C124322
200 Stephen Groner and Associates (SBE, EBE, OBE)	C/M	\$198,300	3	C124324, C124326, C124334
201 Steven Field Plumbing, Inc. (SBE, EBE, DVBE)	N/A/M	\$0	1	C124337
202 Stillwater Sciences (WBE, SBE)	C/F	\$0	1	C124324
203 Strategic Solutions Group (WBE, SBE, EBE)	AA/F	\$56,000	1	C124324
204 Strongarm Environmental Field Services (SBE, EBE)	C/M	\$64,915	1	C124346
205 Studio-MLA (formerly Mia Lehrer & Associates) (MBE, WBE, SBE)	HA/F	\$100,000	3	C124324, C124325, C124336
206 SubSurface Surveys & Associates, Inc. (SBE, EBE)	C/M	\$56,715	4	C124326, C134523, C134524, C134527
207 SunStar Laboratories, Inc. (SBE, OBE)	N/A/N/A	\$0	4	C134524, C134525, C134526, C134527
208 Super Delivery Inc. (MBE, SBE, EBE)	HA/M	\$75,000	1	C124330
209 Sustain LA (SBE)	N/A/N/A	\$20,000	1	C128880
210 Talo Management Group (SBE, EBE)	N/A/N/A	\$25,500	1	C124333
211 Target 1 Instruments (WBE, SBE, EBE)	APA/F	\$142,500	2	C124330, C125697
212 The Morcos Group (WBE, SBE, EBE, OBE)	C/F	\$4,605,894	11	C124323, C124324, C124326, C124327, C124331, C124342, C124343, C124345, C124346, C127362, C134525
213 The Pond Company (SBE, EBE, OBE)	C/M	\$255,338	3	C124322, C124324, C124343
214 The Robert Group (MBE, WBE, SBE, EBE)	AA/F	\$1,587,770	4	C124331, C124340, C124342, C128881
215 The Sanberg Group Inc (WBE, SBE, EBE, DVBE)	C/F	\$0	1	C124340
216 Three Squares International Inc (WBE, SBE, EBE)	N/A/N/A	\$0	1	C128879
217 Tidal Influence, LLC (SBE, EBE)	N/A/N/A	\$928,000	2	C124322, C124345
218 Todd Groundwater (WBE, SBE, EBE)	C/F	\$120,280	3	C124323, C124326, C124334
219 Total Flow, Inc. (SBE, EBE)	C/M	\$1,415,000	2	C124333, C125697
220 Translutions Inc (SBE, EBE)	SAA/M	\$0	1	C124340
221 Tree of Life Nursery (SBE, EBE)	C/F	\$12,250	1	C124343
222 TRM Plumbing and Contracting Services (SBE, EBE)	N/A/M	\$0	1	C124337
223 Trussell Tech (SBE, EBE, OBE)	C/M	\$1,554,760	6	C124324, C124326, C124334, C124335, C124339, C124346
224 Urban Geology (SBE)	C/M	\$0	1	C134526
225 Urban Strategy Group Inc. (MBE, SBE, EBE)	HA/M	\$550,000	2	C124333, C142633
226 USA EPC Group, Inc. (SBE, EBE, DVBE)	N/A/N/A	\$0	5	C134523, C134524, C134525, C134526, C134527
227 V&A Consulting Engineering, Inc. (MBE, WBE, SBE, EBE)	HA/M	\$536,075	6	C124323, C124324, C124327, C124342, C124346, C125697
228 V&A Engineering (WBE, SBE)	N/A/N/A	\$40,000	1	C124322
229 Vandermost Consulting (WBE, SBE, EBE)	C/NA	\$0	1	C124343
230 VCA Engineers (MBE, SBE, EBE)	APA/M	\$9,500	2	C124324, C124345
231 VCS Environmental (WBE, SBE)	C/F	\$14,162	1	C124322
232 Vista Analytical Laboratory, Inc (WBE, SBE, EBE)	C/F	\$250,105	2	C124330, C124334
233 Wagner Engineering & Survey, Inc. (WBE, SBE, EBE)	C/F	\$144,000	3	C124322, C124325, C124345
234 Watearth (WBE, SBE, EBE, DVBE)	C/F	\$14,625	5	C124326, C124334, C134524, C134525, C134527
235 Wildscape Restoration, Inc. (Wildscape) (MBE) (WBE, SBE, EBE)	HA/F	\$5,000	1	C124322
236 Yorke Engineering (WBE, SBE)	C/F	\$125,000	2	C124322, C124334

Personal Services Contract System

SUBCONSULTANTS

(Grouped by Business Enterprise)

Report Date: 12/31/2023
LA Sanitation and Environment

Subconsultant (Certifications)		Ethnicity / Gender	Total Amount of Subcontract	# of Cont.	Contracts
Emerging Business Enterprise (EBE)					
1	3S Global Business Solutions (MBE, WBE, SBE, EBE)	SAA/F	\$0	2	C127357, C127360
2	9D Analytics (SBE, EBE)	N/A/N/A	\$25,000	1	C124346
3	A Cone Zone, Inc. (WBE, SBE, EBE)	C/F	\$283,860	2	C124342, C124345
4	A1 Management & Inspection, Inc (WBE, SBE, EBE)	C/N/A	\$1,500	1	C124322
5	Academy Partners Inc (SBE, EBE, DVBE)	N/A/N/A	\$0	1	C127360
6	Adapt Consulting Inc DBA Adapt Ad Specialty (SBE, EBE)	N/A/N/A	\$99,998	1	C128876
7	AdaptivEdge LLC (SBE, EBE)	N/A/N/A	\$17,043	1	C127360
8	Advtech Environmental, Inc. (MBE, SBE, EBE)	APA/M	\$818,112	3	C124331, C124334, C124342
9	AESCO Tech, Inc. (WBE, SBE, EBE)	C/F	\$68,350	7	C124322, C124324, C124326, C124327, C124331, C124334, C134525
10	AIMCS Consulting (SBE, EBE)	N/A/N/A	\$50,000	1	C128880
11	Akima Consulting, LLC (WBE, SBE, EBE)	C/F	\$6,750	1	C124334
12	Alas Media (WBE, SBE, EBE)	N/A/N/A	\$0	1	C124324
13	A-Mehr Inc (MBE, SBE, EBE)	HA/F	\$450,000	1	C128880
14	American Analytics (WBE, SBE, EBE)	C/F	\$0	3	C124345, C134525, C134526
15	American Environmental Testing Laboratory, Inc. (SBE, EBE)	C/M	\$0	2	C134526, C134527
16	American Scientific Laboratories, LLC (SBE, EBE)	C/N/A	\$0	1	C134527
17	American Traffic Barricade & Safety (MBE, SBE, EBE, DVBE)	N/A/N/A	\$7,880	1	C124330
18	AquaBio Environmental Technologies, Inc. (MBE, SBE, EBE)	APA/M	\$0	1	C124343
19	Aquatic Bioassay & Consulting Laboratories, Inc. (SBE, EBE, OBE)	C/M	\$171,177	2	C124330, C124334
20	Archaeo Paleo Resource Mangement Inc. (WBE, SBE, EBE)	C/F	\$41,262	5	C124323, C124326, C124327, C124331, C124342
21	Aslan Consulting LLC (WBE, SBE, EBE)	N/A/N/A	\$0	1	C128879
22	Associated Consulting Civil & Environmental Svcs Inc (ACCES) (SBE, EBE)	N/A/N/A	\$0	2	C134523, C134524
23	Atlas Teknology Group, Inc. (WBE, SBE, EBE)	APA/F	\$0	1	C127358
24	B&D Construction Company, Inc. (SBE, EBE)	C/M	\$870	1	C124330
25	BC Laboratories dba Weck Laboratories, Inc. (MBE, WBE, SBE, EBE, DBE)	HA/F	\$608,418	4	C121334, C124330, C124334, C134527
26	Better Way Mechanical Plumbing (MBE, SBE, EBE, DVBE)	AA/M	\$392,930	2	C124337, C124343
27	Beyaz & Patel, Inc. (MBE, SBE, EBE)	APA/M	\$966,048	7	C124323, C124324, C124325, C124327, C124333, C124342, C124633
28	BLP Engineers, Inc. (SBE, EBE)	C/M	\$20,000	1	C124327
29	Brooks + Scarpa Architects, Inc. (WBE, SBE, EBE)	C/M	\$5,000	1	C124335
30	Cabrinha, Hearn & Associates (MBE, SBE, EBE)	HA/M	\$3,600	1	C124346
31	California Barricade, Inc. (SBE, EBE)	N/A/N/A	\$0	1	C124337
32	California Testing & Inspections, Inc. (MBE) (MBE, SBE, EBE)	HA/F	\$6,471	1	C124345
33	California Watershed Engineering (CWE) (MBE, SBE, EBE)	SAA/M	\$1,211,937	11	C124322, C124323, C124324, C124325, C124326, C124327, C124331, C124334, C124336, C124343, C124345
34	Calvada Surveying, Inc. (MBE, SBE, EBE, DVBE)	HA/M	\$150,086	5	C124324, C124330, C124345, C134524, C134525
35	Casamar Group, LLC (MBE, SBE, EBE, DVBE)	HA/M	\$108,062	5	C124327, C124333, C124334, C124343, C124345
36	Catalyst Environmental Solutions Corp. (SBE, EBE)	C/M	\$136,778	1	C124334
37	CES Group, Inc. (SBE, EBE)	N/A/N/A	\$0	1	C134525
38	Chateau Vallon (SBE, EBE)	N/A/N/A	\$5,000	1	C124333
39	City Terrace Recycling LLC (SBE, EBE)	N/A/N/A	\$15,422,650	1	C128880
40	Clean Lakes Inc. (SBE, EBE)	N/A/NA	\$72,495	2	C124322, C124334
41	Coast Surveying, Inc. (MBE, SBE, EBE)	HA/M	\$120,000	5	C124323, C124324, C124325, C124326, C124345
42	Compliance Plus (SBE, EBE)	N/A/N/A	\$250,000	1	C128880
43	Computing Services Support Solutions, Inc.(CS3) (MBE, WBE, SBE, EBE)	AA/F	\$0	5	C124323, C124325, C124326, C124327, C124343
44	Core Probe International, Inc. (CPI) (MBE, SBE, EBE)	HA/M	\$15,927	1	C124326
45	CPM Construction Inc. (MBE, SBE, EBE)	N/A/N/A	\$97,000	1	C124324
46	Craftwater Engineering Inc (aka CEI) (SBE, EBE, DVBE)	N/A/N/A	\$1,492,698	4	C124322, C124324, C124334, C124342

Personal Services Contract System

SUBCONSULTANTS

(Grouped by Business Enterprise)

Report Date: 12/31/2023
LA Sanitation and Environment

Subconsultant (Certifications)	Ethnicity / Gender	Total Amount of Subcontract	# of Cont.	Contracts
Emerging Business Enterprise (EBE)				
47 Craftwater Engineering, Inc. (SBE, EBE, DVBE)	N/A/N/A	\$129,375	1	C124331
48 Creager Corporation (SBE, EBE, DVBE)	C/M	\$147,000	1	C124345
49 Creative Mad Systems Inc. (WBE, SBE, EBE)	C/F	\$320,000	1	C142633
50 Cynthia M Ruiz & Associates (MBE, SBE, EBE)	NA/F	\$2,000	1	C124324
51 D R Consultants & Designers, Inc. (MBE, WBE, SBE, EBE)	HA/F	\$1,255,437	6	C119948, C124324, C124326, C124333, C124339, C127359
52 D R Consultants & Designers, Inc. (as SBE, EBE sub) (MBE, SBE, EBE)	HA/F	\$108,000	1	C124342
53 Dake-Luna Consultants (MBE, SBE, EBE, OBE)	HA/M	\$115,313	2	C124324, C124345
54 Dakota Communications (MBE, SBE, EBE)	AA/M	\$42,000	1	C124331
55 Davis Blue Print Company, Inc. (MBE, SBE, EBE)	HA/M	\$0	1	C133194
56 DCE Services (TLD Construction Services, Inc.) (SBE, EBE)	N/A/N/A	\$5,000	1	C124345
57 DDB Engineering, Inc. (WBE, SBE, EBE)	C/F	\$323,160	10	C124322, C124323, C124324, C124325, C124326, C124327, C124339, C124344, C124345, C142633
58 Diaz Yourman & Associates, Inc. (MBE, SBE, EBE)	HA/M	\$95,000	5	C124322, C124325, C124326, C124327, C124345
59 DRP Engineering, Inc. (MBE, SBE, EBE)	APA/M	\$5,000	1	C124345
60 E. Tseng & Associates (MBE, SBE, EBE, OBE)	APA/M	\$1,148,846	4	C124324, C124327, C124331, C124343
61 E.W. Moon Inc. (MBE, WBE, SBE, EBE)	AA/M	\$581,954	3	C124339, C124341, C127359
62 E2 Consulting Engineers, Inc. (MBE, SBE, EBE)	SAA/M	\$2,883,380	11	C124323, C124324, C124325, C124326, C124327, C124330, C124331, C124334, C124339, C124342, C125697
63 E2 Managetechn, Inc. (Acquired by Ensaf) (SBE, EBE)	C/M	\$240,000	1	C124324
64 EcoTierra Consulting, Inc. (SBE, EBE)	N/A/N/A	\$29,791	1	C127499
65 El Camino Construction & Engineering (MBE, SBE, EBE)	HA/M	\$4,022,077	2	C124322, C124345
66 EMAX Laboratories, Inc. (MBE, WBE, SBE, EBE)	APA/M	\$74,837	4	C124330, C134523, C134524, C134525
67 EMS Laboratories (SBE, EBE)	C/F	\$47,124	1	C124330
68 Envetco Services, Inc. (Envetco Engineering Services) (SBE, EBE, DVBE)	N/A/N/A	\$5,000	1	C124345
69 EnviCraft LLC (MBE, SBE, EBE)	APA/M	\$64,228	2	C124342, C124343
70 Environmental Treatment dba Advanced Technology Laboratories (MBE, SBE, EBE)	HA/M	\$155,354	11	C124322, C124323, C124324, C124326, C124327, C124330, C134523, C134524, C134525, C134526, C134527
71 EPCM-RMS, Inc (MBE, SBE, EBE)	HA/M	\$2,460,675	2	C124327, C124331
72 ETR Consultants (ETR Eng & Tech Res) (MBE, WBE, SBE, EBE)	AA/F	\$398,600	6	C124323, C124324, C124327, C124331, C124342, C124343
73 EW Consulting, Inc. (WBE, SBE, EBE)	C/F	\$889,773	7	C124323, C124324, C124331, C124333, C124334, C124336, C124339
74 Far East Landscape and Maintenance Inc. (MBE, SBE, EBE)	APA/F	\$1,011,143	1	C124345
75 FAYZA, LLC (MBE, SBE, EBE, DVBE)	N/A/N/A	\$5,000	1	C124345
76 FGL Environmental (SBE, EBE)	C/M	\$5,000	1	C124330
77 Fluidity Design Consultants (SBE, EBE)	N/A/N/A	\$0	1	C124324
78 FMF Pandion (MBE, SBE, EBE, DVBE)	C/M	\$1,274,841	4	C124322, C124331, C124334, C124342
79 Garuda Promo and Branding Solutions (MBE, SBE, EBE)	SAA/F	\$75,000	1	C124342
80 Geo-Advantec, Inc. (SBE, EBE)	C/M	\$0	1	C133194
81 Global Design Build (MBE, SBE, EBE)	HA/M	\$1,013,166	4	C124322, C124341, C124343, C142633
82 Global Urban Strategies, Inc. (SBE, EBE, DVBE)	N/A/N/A	\$0	1	C124334
83 GlobalASR Consulting (MBE, SBE, EBE)	APA/M	\$20,516	1	C124333
84 Go2Zero Strategies (WBE, SBE, EBE)	C/F	\$3,000,000	2	C128876, C142419
85 GOLD (MBE, SBE, EBE, DVBE)	HA/F	\$42,000	1	C124324
86 Gold Construction Services (WBE, SBE, EBE)	C/M	\$5,000	1	C124345
87 Golden Triangle Land Surveying, Inc. (SBE, EBE, DVBE)	C/M	\$2,700	1	C124346
88 H&P Mobile Geochemistry, Inc. (WBE, SBE, EBE)	C/F	\$102,422	7	C124324, C124330, C124346, C134523, C134525, C134526, C134527
89 Harris & Company (WBE, SBE, EBE)	C/F	\$1,003,347	4	C124323, C124324, C124327, C124342
90 IEM (WBE, SBE, EBE)	C/M	\$49,526	3	C124324, C124327, C133194
91 iLanco Environmental, LLC (SBE, EBE)	C/M	\$39,834	1	C124342
92 Integrated Engineering Management (IEM) (WBE, SBE, EBE)	C/F	\$997,185	8	C124322, C124323, C124331, C124333, C124341, C124343, C127359, C142633

Personal Services Contract System

SUBCONSULTANTS

(Grouped by Business Enterprise)

Report Date: 12/31/2023
LA Sanitation and Environment

Subconsultant (Certifications)	Ethnicity / Gender	Total Amount of Subcontract	# of Cont.	Contracts
Emerging Business Enterprise (EBE)				
93 InterPhase Environmental, Inc. (MBE, SBE, EBE)	APA/F	\$32,565	5	C124333, C124346, C134524, C134525, C134527
94 Jada Systems Inc (SBE, EBE)	N/A/N/A	\$0	1	C127360
95 JMDiaz, Inc. (MBE, SBE, EBE)	HA/M	\$50,000	1	C124346
96 Jones Environmental, Inc. (MBE, SBE, EBE, OBE)	N/A/M	\$10,370	6	C124326, C134523, C134524, C134525, C134526, C134527
97 Kambrian Corporation (WBE, SBE, EBE)	N/A/N/A	\$10,000	1	C128876
98 Kennard Design Group (MBE, WBE, SBE, EBE)	AA/F	\$2,611,685	3	C119948, C124333, C142633
99 Kris Helm Consulting (SBE, EBE)	C/M	\$43,000	1	C124324
100 La Loma Development (MBE, SBE, EBE)	HA/M	\$785,000	2	C124324, C124345
101 Landmark Surveying Solutions (WBE, SBE, EBE)	N/A/F	\$5,000	1	C124345
102 Laurel Civil & Environmental Consultants (WBE, SBE, EBE)	N/A/F	\$0	5	C134523, C134524, C134525, C134526, C134527
103 LIN Consulting, Inc. (MBE, SBE, EBE)	APA/M	\$5,000	1	C124345
104 M2 Resource Consulting, Inc. (WBE, SBE, EBE)	C/F	\$220,990	4	C124324, C124334, C124345, C134525
105 MA Engineering (MBE, SBE, EBE, DVBE)	HA/M	\$30,000	1	C124327
106 Mapvision Technologies, Inc. (MBE, SBE, EBE, OBE)	SAA/M	\$373,083	6	C124323, C124326, C124334, C124337, C124343, C124346
107 MBC Aquatic Sciences (MBE, SBE, EBE, OBE)	HA/M	\$248,722	4	C124323, C124324, C124334, C124342
108 Mikhail Ogawa Engineering (MBE, SBE, EBE)	APA/M	\$503,950	1	C124334
109 Miron Electric Construction Corporation (SBE, EBE)	C/M	\$228,960	1	C124344
110 MK Partners Inc (SBE, EBE)	N/A/N/A	\$0	1	C127360
111 Moran Consulting Corporation (SBE, EBE)	HA/M	\$0	1	C133194
112 Murakawa Communications (MBE, WBE, SBE, EBE)	APA/F	\$3,620,918	7	C124322, C124326, C124331, C124334, C124342, C124343, C124345
113 O2EPCM, Inc. (WBE, SBE, EBE)	N/A/F	\$5,968	2	C124333, C133194
114 Orange Coast Analytical, Inc. (WBE, SBE, EBE, OBE)	C/N/A	\$25,000	6	C124345, C134523, C134524, C134525, C134526, C134527
115 Pacific Coast Locators, Inc. (SBE, EBE, OBE)	C/M	\$22,800	4	C124345, C124346, C134523, C134525
116 Paleo Solutions, Inc. (WBE, SBE, EBE)	C/F	\$9,794	2	C124333, C134526
117 Pamela Burton & Co (WBE, SBE, EBE)	C/F	\$293,610	5	C124324, C124326, C124333, C124335, C124345
118 PanGIS, Inc. (WBE, SBE, EBE)	C/F	\$0	3	C134524, C134525, C134526
119 Paradigm Environmental (SBE, EBE, OBE)	C/M	\$1,262,560	3	C124322, C124324, C124334
120 Paragon Language Services (WBE, SBE, EBE)	N/A/N/A	\$101,000	2	C128878, C128880
121 Paul Redvers Brown Inc. (SBE, EBE)	C/M	\$870	1	C124324
122 Performance Analytical Laboratories, Inc. (WBE, SBE, EBE)	C/F	\$17,660	5	C124333, C134524, C134525, C134526, C134527
123 Physis Environmental Laboratories, Inc. (SBE, EBE, OBE)	C/M	\$188,470	7	C124323, C124324, C124325, C124326, C124330, C124331, C124334
124 PMCS Group (WBE, SBE, EBE, OBE)	C/M	\$1,686,792	4	C124326, C124331, C124340, C124346
125 PMCS Group, Inc.* (WBE, SBE, EBE)	C/F	\$73,543	1	C127359
126 Project Partners, Inc. (MBE, SBE, EBE)	APA/M	\$1,957,524	9	C124322, C124323, C124324, C124326, C124327, C124331, C124333, C124344, C124346
127 ProjectLine Technical Services, Inc. (MBE, WBE, SBE, EBE)	APA/F	\$620,706	11	C124322, C124323, C124324, C124325, C124326, C124327, C124331, C124333, C124339, C124340, C124345
128 R. Dugan Construction Inc. (WBE, SBE, EBE)	C/F	\$0	1	C124345
129 Richard C. Slade & Associates LLC (SBE, EBE)	N/A/N/A	\$8,000	1	C124335
130 Roshanian & Associates, Inc. (SBE, EBE)	C/M	\$169,687	1	C124344
131 Ross Infrastructure Development (SBE, EBE, DVBE)	N/A/N/A	\$5,000	1	C124345
132 S & K Engineers (SBE, EBE)	SAA/M	\$924	1	C124324
133 S. Groner Associates (SBE, EBE)	C/M	\$1,172,950	6	C124335, C124337, C124342, C124343, C124345, C128876
134 Safety Compliance Management (SBE, EBE)	C/M	\$10,000	1	C124327
135 Schafer Consulting, Inc. (WBE, SBE, EBE)	APA/F	\$50,000	2	C128879, C128881
136 SEITec (SBE, EBE, OBE)	C/M	\$327,218	4	C124324, C124333, C124334, C124339
137 SHA Analytics LLC (WBE, SBE, EBE)	C/F	\$296,436	2	C124324, C124343
138 Shining Star Consultants (SBE, EBE)	N/A/N/A	\$50,845	1	C124344
139 SKS Engineering, Inc. (MBE, SBE, EBE)	AA/M	\$50,455	1	C124333
140 Soller Environmental, LLC (SBE, EBE)	N/A/N/A	\$74,078	2	C124331, C124334
141 Southwest Geophysics, Inc. (SBE, EBE, OBE)	C/M	\$20,000	2	C124324, C134525
142 Spectrum Geophysics (SBE, EBE, OBE)	C/M	\$5,456	2	C109787, C124322
143 Stephen Groner and Associates (SBE, EBE, OBE)	C/M	\$198,300	3	C124324, C124326, C124334

Personal Services Contract System

SUBCONSULTANTS

(Grouped by Business Enterprise)

Report Date: 12/31/2023
LA Sanitation and Environment

Subconsultant (Certifications)	Ethnicity / Gender	Total Amount of Subcontract	# of Cont.	Contracts
Emerging Business Enterprise (EBE)				
144 Steven Field Plumbing, Inc. (SBE, EBE, DVBE)	N/A/M	\$0	1	C124337
145 Strategic Solutions Group (WBE, SBE, EBE)	AA/F	\$56,000	1	C124324
146 Strongarm Environmental Field Services (SBE, EBE)	C/M	\$64,915	1	C124346
147 SubSurface Surveys & Associates, Inc. (SBE, EBE)	C/M	\$56,715	4	C124326, C134523, C134524, C134527
148 Super Delivery Inc. (MBE, SBE, EBE)	HA/M	\$75,000	1	C124330
149 Talo Management Group (SBE, EBE)	N/A/N/A	\$25,500	1	C124333
150 Target 1 Instruments (WBE, SBE, EBE)	APA/F	\$142,500	2	C124330, C125697
151 The Morcos Group (WBE, SBE, EBE, OBE)	C/F	\$4,605,894	11	C124323, C124324, C124326, C124327, C124331, C124342, C124343, C124345, C124346, C127362, C134525
152 The Pond Company (SBE, EBE, OBE)	C/M	\$255,338	3	C124322, C124324, C124343
153 The Robert Group (MBE, WBE, SBE, EBE)	AA/F	\$1,587,770	4	C124331, C124340, C124342, C128881
154 The Sanberg Group Inc (WBE, SBE, EBE, DVBE)	C/F	\$0	1	C124340
155 Three Squares International Inc (WBE, SBE, EBE)	N/A/N/A	\$0	1	C128879
156 Tidal Influence, LLC (SBE, EBE)	N/A/N/A	\$928,000	2	C124322, C124345
157 Todd Groundwater (WBE, SBE, EBE)	C/F	\$120,280	3	C124323, C124326, C124334
158 Total Flow, Inc. (SBE, EBE)	C/M	\$1,415,000	2	C124333, C125697
159 Translutions Inc (SBE, EBE)	SAA/M	\$0	1	C124340
160 Tree of Life Nursery (SBE, EBE)	C/F	\$12,250	1	C124343
161 TRM Plumbing and Contracting Services (SBE, EBE)	N/A/M	\$0	1	C124337
162 Trussell Tech (SBE, EBE, OBE)	C/M	\$1,554,760	6	C124324, C124326, C124334, C124335, C124339, C124346
163 Urban Strategy Group Inc. (MBE, SBE, EBE)	HA/M	\$550,000	2	C124333, C142633
164 USA EPC Group, Inc. (SBE, EBE, DVBE)	N/A/N/A	\$0	5	C134523, C134524, C134525, C134526, C134527
165 V&A Consulting Engineering, Inc. (MBE, WBE, SBE, EBE)	HA/M	\$536,075	6	C124323, C124324, C124327, C124342, C124346, C125697
166 Vandermost Consulting (WBE, SBE, EBE)	C/NA	\$0	1	C124343
167 VCA Engineers (MBE, SBE, EBE)	APA/M	\$9,500	2	C124324, C124345
168 Vista Analytical Laboratory, Inc (WBE, SBE, EBE)	C/F	\$250,105	2	C124330, C124334
169 Wagner Engineering & Survey, Inc. (WBE, SBE, EBE)	C/F	\$144,000	3	C124322, C124325, C124345
170 Watearth (WBE, SBE, EBE, DVBE)	C/F	\$14,625	5	C124326, C124334, C134524, C134525, C134527
171 Wildscape Restoration, Inc. (Wildscape) (MBE) (WBE, SBE, EBE)	HA/F	\$5,000	1	C124322

Personal Services Contract System

SUBCONSULTANTS

(Grouped by Business Enterprise)

Report Date: 12/31/2023
LA Sanitation and Environment

Subconsultant (Certifications)		Ethnicity / Gender	Total Amount of Subcontract	# of Cont.	Contracts
Disabled Veteran Business Enterprise (DVBE)					
1	Academy Partners Inc (SBE, EBE, DVBE)	N/A/N/A	\$0	1	C127360
2	American Traffic Barricade & Safety (MBE, SBE, EBE, DVBE)	N/A/N/A	\$7,880	1	C124330
3	Better Way Mechanical Plumbing (MBE, SBE, EBE, DVBE)	AA/M	\$392,930	2	C124337, C124343
4	BLACKHAWK GEOSERVICES (SBE, DVBE)	C/N/A	\$167,873	1	C124334
5	Calvada Surveying, Inc. (MBE, SBE, EBE, DVBE)	HA/M	\$150,086	5	C124324, C124330, C124345, C134524, C134525
6	Casamar Group, LLC (MBE, SBE, EBE, DVBE)	HA/M	\$108,062	5	C124327, C124333, C124334, C124343, C124345
7	Craftwater Engineering Inc (aka CEI) (SBE, EBE, DVBE)	N/A/N/A	\$1,492,698	4	C124322, C124324, C124334, C124342
8	Craftwater Engineering, Inc. (SBE, EBE, DVBE)	N/A/N/A	\$129,375	1	C124331
9	Creager Corporation (SBE, EBE, DVBE)	C/M	\$147,000	1	C124345
10	Daniel R Arguello (SBE, DVBE)	N/A/N/A	\$0	1	C128877
11	E-Nor Innovations, Inc. (MBE, SBE, DVBE)	AA/M	\$109,820	3	C124345, C124346, C134524
12	Envetco Services, Inc. (Envetco Engineering Services) (SBE, EBE, DVBE)	N/A/N/A	\$5,000	1	C124345
13	FAYZA, LLC (MBE, SBE, EBE, DVBE)	N/A/N/A	\$5,000	1	C124345
14	FMF Pandion (MBE, SBE, EBE, DVBE)	C/M	\$1,274,841	4	C124322, C124331, C124334, C124342
15	Global Urban Strategies, Inc. (SBE, EBE, DVBE)	N/A/N/A	\$0	1	C124334
16	GOLD (MBE, SBE, EBE, DVBE)	HA/F	\$42,000	1	C124324
17	Golden Triangle Land Surveying, Inc. (SBE, EBE, DVBE)	C/M	\$2,700	1	C124346
18	GrandMas (SBE, DVBE)	N/A/N/A	\$200,000	1	C128880
19	IO Environmental & Infrastructure, Inc. (SBE, DVBE)	N/A/N/A	\$0	3	C134523, C134526, C134527
20	MA Engineering (MBE, SBE, EBE, DVBE)	HA/M	\$30,000	1	C124327
21	Oasis Fuels Inc. (DVBE)	C/F	\$200,000	1	C123868
22	Ross Infrastructure Development (SBE, EBE, DVBE)	N/A/N/A	\$5,000	1	C124345
23	SCST, Inc. (DVBE, OBE)	N/A/M	\$0	3	C134523, C134524, C134526
24	Servitek Soultions, Inc. (MBE, SBE, DVBE)	HA/M	\$14,000	3	C124322, C124323, C124339
25	Steven Field Plumbing, Inc. (SBE, EBE, DVBE)	N/A/M	\$0	1	C124337
26	The Sanberg Group Inc (WBE, SBE, EBE, DVBE)	C/F	\$0	1	C124340
27	USA EPC Group, Inc. (SBE, EBE, DVBE)	N/A/N/A	\$0	5	C134523, C134524, C134525, C134526, C134527
28	Watearth (WBE, SBE, EBE, DVBE)	C/F	\$14,625	5	C124326, C124334, C134524, C134525, C134527

Personal Services Contract System

SUBCONSULTANTS

(Grouped by Business Enterprise)

Report Date: 12/31/2023
LA Sanitation and Environment

Subconsultant (Certifications)	Ethnicity / Gender	Total Amount of Subcontract	# of Cont.	Contracts
--------------------------------	--------------------	-----------------------------	------------	-----------

Disadvantaged Business Enterprise (DBE)

1	BC Laboratories dba Weck Laboratories, Inc. (MBE, WBE, SBE, EBE, DBE)	HA/F	\$608,418	4	C121334, C124330, C124334, C134527
2	Cybele Chang Consulting (WBE, DBE)	APA/F	\$100,000	1	C124343
3	Global Business Solutions, Inc. (MBE, DBE)	HA/M	\$25,264	1	C124343
4	Value Management Institute (DBE, OBE)	C/M	\$0	3	C124323, C124324, C124325

Personal Services Contract System

SUBCONSULTANTS

(Grouped by Business Enterprise)

Report Date: 12/31/2023
LA Sanitation and Environment

Subconsultant (Certifications)	Ethnicity / Gender	Total Amount of Subcontract	# of Cont.	Contracts
Other Business Enterprise (OBE)				
1 2R Drilling (OBE)	C/M	\$0	1	C124345
2 360 Civic (OBE)	N/A/N/A	\$0	1	C124324
3 A & N Technical Services (OBE)	C/M	\$0	1	C124324
4 A&B Recycling and Disposal (OBE)	N/A/N/A	\$0	1	C128881
5 A-1 Coast (OBE)	N/A/N/A	\$28	1	C109787
6 AA Twin Brothers Plumbing (OBE)	C/M	\$0	1	C124343
7 AAA Propane Service, Inc. (OBE)	C/M	\$0	1	C121334
8 ACCU-CUT, INC. (OBE)	C/M	\$14,745	1	C109787
9 Acentech (OBE)	C/N/A	\$0	1	C124323
10 ACME (OBE)	N/A/N/A	\$8,665	1	C109787
11 Acrylatex Coating and Recycling Inc. (OBE)	N/A/N/A	\$25,800	1	C121334
12 ACT - Atlas Holdings, Inc. (OBE)	N/A/N/A	\$1,090,980	1	C133661
13 Adams-Streeter Civil Engineers, Inc. (OBE)	N/A/N/A	\$5,000	1	C124345
14 Adi Liberman & Associates (OBE)	C/M	\$0	1	C124324
15 ADS Environmental Services (OBE)	C/M	\$156,250	2	C124325, C124330
16 Advanced Cleanup Tec (OBE)	HA/M	\$0	1	C121334
17 Advantek Waste Management Services (OBE)	N/A/M	\$2,000,000	1	C109787
18 AECOM (formerly: URS Corporation) (OBE)	N/A/N/A	\$0	1	C124333
19 AECOM Technical Service, Inc. (OBE)	C/M	\$26,000	2	C124333, C124339
20 Agromin (OBE)	N/A/N/A	\$15,949,316	2	C127499, C128880
21 Aguilar Testing Service (OBE)	N/A/N/A	\$5,087	1	C109787
22 Aidyl Corp dba Sinclair Drilling Fluids (OBE)	N/A/N/A	\$2,544	1	C109787
23 AKM Consulting Engineers (SBE, OBE)	NA/M	\$799,675	3	C124326, C124331, C124333
24 Allen Co. (OBE)	C/M	\$15,000	1	C109787
25 Allied Box Company (OBE)	N/A/M	\$100,000	1	C123999
26 Allied Group USA, Inc. (OBE)	C/M	\$0	1	C124343
27 ALS Environmental (OBE)	N/A/N/A	\$30,000	2	C124330, C139511
28 Amazon Environmental (OBE)	N/A/N/A	\$0	1	C121334
29 American Diversity (OBE)	N/A/N/A	\$1,363,440	1	C133661
30 American Integrated Services, Inc. (MBE, OBE)	HA/F	\$192,424	4	C124326, C124345, C134524, C134527
31 American Language Services (OBE)	N/A/N/A	\$1,000	1	C128878
32 AMREP Inc (OBE)	N/A/N/A	\$36,680,000	2	C128875, C128878
33 Anaergia Services LLC (OBE)	N/A/N/A	\$100,000	2	C128879, C128880
34 Analytical Services, Inc. (OBE)	N/A/N/A	\$265,000	1	C124330
35 Angelus Western (OBE)	N/A/N/A	\$5,000,000	1	C128881
36 Anserteam (OBE)	N/A/F	\$0	1	C123999
37 Applied EarthWorks, Inc. (OBE)	C/M	\$0	1	C134526
38 Aqua-Science (OBE)	C/M	\$5,000	1	C124330
39 Aquatic Bioassay & Consulting Laboratories, Inc. (SBE, EBE, OBE)	C/M	\$171,177	2	C124330, C124334
40 Arcadis U.S., Inc. (OBE)	N/A/N/A	\$7,770	2	C124324, C124345
41 Ardurra Group, Inc. (OBE)	N/A/N/A	\$500,000	1	C125697
42 Arie Plumbing (OBE)	C/M	\$0	1	C124343
43 Arts Earth Partnership (OBE)	C/M	\$135,000	2	C124331, C128879
44 Associated Laboratories (OBE)	C/M	\$0	1	C124327
45 Avel Roll Off (OBE)	N/A/N/A	\$406	1	C109787
46 Awad Engineering, Inc. (OBE)	N/A/N/A	\$40,000	1	C124327
47 AXIOM Translations LLC (OBE)	N/A/N/A	\$0	1	C128879
48 B&L Casing Services (OBE)	N/A/N/A	\$29,789	1	C109787
49 B2 Environmental (OBE)	N/A/N/A	\$0	1	C134526
50 BA Inc. (OBE)	N/A/N/A	\$0	1	C124324
51 Baker Hughes Inteq (OBE)	N/A/N/A	\$160,000	1	C109787
52 Beacon Management, Inc. (OBE)	C/M	\$0	1	C121334
53 Belson Outdoors, LLC (OBE)	N/A/N/A	\$1,500,000	1	C133661
54 Berg Electric (OBE)	C/M	\$245,000	1	C109787
55 Bestway Recycling Co., Inc. (OBE)	C/M	\$0	1	C138039
56 BG Oil Tool LLC (OBE)	N/A/N/A	\$5,145	1	C109787
57 Big Belly Solar, Inc (OBE)	C/M	\$2,250,000	1	C133661
58 BIM Solutions (OBE)	C/M	\$0	1	C124324

Personal Services Contract System

SUBCONSULTANTS

(Grouped by Business Enterprise)

Report Date: 12/31/2023
LA Sanitation and Environment

Subconsultant (Certifications)	Ethnicity / Gender	Total Amount of Subcontract	# of Cont.	Contracts
Other Business Enterprise (OBE)				
59 BJ Services (OBE)	C/M	\$380,000	1	C109787
60 BL Hall, Inc. (OBE)	C/N/A	\$275,000	1	C124331
61 Black & Veatch (OBE)	C/M	\$600	3	C124333, C124334, C124346
62 Black Gold Pump (OBE)	N/A/N/A	\$3,373	1	C109787
63 Black's Custom Spreading (OBE)	C/M	\$50,000	1	C131727
64 Blaine Tech Services, Inc. (WBE, SBE, OBE)	C/F	\$99,695	8	C124323, C124326, C124334, C124345, C134523, C134524, C134525, C134526
65 BluEvolutioNow (OBE)	C/M	\$230,000	2	C124326, C124346
66 Bob Hill Hydraulic Crane (OBE)	N/A/N/A	\$1,091	1	C109787
67 Bob-Vac Services Inc (OBE)	N/A/N/A	\$154	1	C109787
68 Booky Oren – Global Water Technologies Ltd. (OBE)	C/M	\$50,000	1	C124346
69 Brandt (OBE)	N/A/N/A	\$30,636	1	C109787
70 Brown & Caldwell (OBE)	C/M	\$10,142	3	C124333, C124345, C133194
71 Buoni's Custom Spraying (OBE)	N/A/N/A	\$79,000	1	C140919
72 Buttonwillow Warehouse Co., Inc. (OBE)	N/A/N/A	\$3,500	1	C140919
73 C.W. Services (OBE)	N/A/N/A	\$2,974	1	C109787
74 Cabrerra Trucking (OBE)	N/A/N/A	\$350,000	1	C123864
75 Caffeinated Networks LLC (OBE)	N/A/N/A	\$0	1	C127360
76 California Creatives (OBE)	N/A/N/A	\$0	1	C124324
77 California Spectra Instrumentation Inc (OBE)	N/A/N/A	\$15,928,825	1	C119948
78 Calscience Environmental Laboratories, Inc. (MBE, OBE)	APA/F	\$225	2	C109787, C124326
79 Cameron Inc (OBE)	N/A/N/A	\$42,000	1	C109787
80 Cannon Services LTD (OBE)	N/A/N/A	\$2,083	1	C109787
81 Capital Project Strategies, LLC (OBE)	N/A/N/A	\$44,885	1	C124324
82 Carollo Engineers (OBE)	C/M	\$287,041	5	C124333, C124334, C124343, C124345, C124346
83 Carter Industrial Automation (MBE, OBE)	AA/M	\$11,070	2	C124331, C127358
84 Cascade Drilling Inc. (OBE)	C/M	\$0	1	C134526
85 Cascadia Consulting Group (WBE, OBE)	C/M	\$846,314	3	C124331, C124343, C128878
86 CDM Smith Inc. (OBE)	C/M	\$2,429,218	5	C124322, C124324, C124333, C124334, C124343
87 Cemex (OBE)	N/A/N/A	\$0	1	C128880
88 CH2M Hill Engineers, Inc. (subsidiary of Jacobs) (OBE)	C/M	\$2,754,415	8	C124322, C124324, C124333, C124334, C124339, C124340, C124341, C124345
89 Chiquita Canyon Landfill (OBE)	N/A/N/A	\$10,100,000	3	C128879, C128880, C128881
90 Chris Co Bits (OBE)	N/A/N/A	\$14,000	1	C109787
91 CL Consulting & Analysis, Inc. (OBE)	C/M	\$70,000	1	C124324
92 Clark Seif Clark, Inc. (OBE)	N/A/N/A	\$28,524	1	C121334
93 Clean Energy Fuels (OBE)	N/A/N/A	\$630,000	1	C128875
94 Clean Water Fund (OBE)	N/A/N/A	\$58,883	1	C124337
95 Clements Environmental (OBE)	C/M	\$5,000,000	2	C124333, C128881
96 Clemson Engineering Hydraulics, Inc. (OBE)	C/M	\$50,000	1	C124326
97 Command Center Staffing (OBE)	C/M	\$0	1	C123999
98 Consensus, Inc.(WBE) (WBE, SBE, OBE)	C/F	\$18,000	3	C124325, C124346, C128879
99 Consolidated Fabricator Corp (OBE)	C/M	\$14,020,836	7	C128875, C128876, C128878, C128879, C128880, C128881, C133661
100 Container Management Group LLC (MBE, WBE, OBE)	N/A/N/A	\$11,585,345	6	C128875, C128876, C128879, C128880, C128881, C133661
101 Converse Consultants (OBE)	SAA/M	\$0	2	C124324, C124327
102 COOPER AERIAL SURVEYS CO. (OBE)	N/A/N/A	\$37,250	1	C124345
103 Core Labs (OBE)	N/A/N/A	\$18,113	1	C109787
104 Corvias Infrastructure Solutions, LLC (OBE)	N/A/N/A	\$500,000	1	C124345
105 Council for Watershed Health (OBE)	C/M	\$15,000	6	C124323, C124324, C124326, C124327, C124336, C124343
106 Crosby & Overton (OBE)	C/M	\$0	1	C121334
107 Crown Harvesting Inc (OBE)	N/A/N/A	\$20,000	1	C140919
108 Crystal Fountains (OBE)	N/A/N/A	\$0	1	C124324
109 CSM Metal Fabrication and Engineering (OBE)	C/F	\$19,509	1	C109787
110 Curtainwall Design Consultants (CDC) (OBE)	N/A/N/A	\$51,220	1	C124333
111 Cylinder Depot Inc. (OBE)	N/A/N/A	\$130,000	1	C121334
112 Cyrous and Associates (OBE)	N/A/N/A	\$125,000	1	C124346
113 Dake-Luna Consultants (MBE, SBE, EBE, OBE)	HA/M	\$115,313	2	C124324, C124345

Personal Services Contract System

SUBCONSULTANTS

(Grouped by Business Enterprise)

Report Date: 12/31/2023
LA Sanitation and Environment

Subconsultant (Certifications)	Ethnicity / Gender	Total Amount of Subcontract	# of Cont.	Contracts
Other Business Enterprise (OBE)				
114 David Evans & Associates (OBE)	C/M	\$0	1	C124345
115 David Jenkins & Associates, Inc. (OBE)	C/M	\$0	2	C124322, C124324
116 Davis Lynch Inc (OBE)	N/A/N/A	\$63,124	1	C109787
117 Dedicated Vacuum Services (OBE)	N/A/N/A	\$28,784	1	C109787
118 Degenkolb Engineers (OBE)	C/N/A	\$0	1	C124326
119 Demenno Kerdoon (OBE)	N/A/N/A	\$285,240	1	C121334
120 Denali Water Solutions, LLC. (OBE)	N/A/N/A	\$0	1	C131728
121 Dennis Suburu (OBE)	N/A/N/A	\$10,000	1	C140919
122 Deocor Consulting Services (DBA Deocor) (OBE)	N/A/N/A	\$1,000	1	C124322
123 DeVitt (OBE)	N/A/N/A	\$7,386	1	C109787
124 DHI Water & Environment, Inc. (OBE)	N/A/N/A	\$527,495	3	C124333, C124343, C124346
125 Dion and Sons Inc (OBE)	N/A/N/A	\$27	1	C109787
126 Discovery Cube Los Angeles (OBE)	N/A/N/A	\$0	1	C128879
127 Distributors Unlimited (OBE)	N/A/N/A	\$500,000	1	C128876
128 Ditty Containers, Inc. (OBE)	C/M	\$0	1	C121334
129 Diversified Energy Supply (OBE)	N/A/N/A	\$0	1	C128880
130 D-MAC Electrical Contractors (OBE)	N/A/N/A	\$26,885	1	C109787
131 DMW Industries Inc (OBE)	N/A/N/A	\$2,861	1	C109787
132 Don Clarke (OBE)	N/A/N/A	\$5,114	1	C109787
133 Downey, Brand, Seymour & Rohwer LLP (OBE)	N/A/N/A	\$172,218	1	C124334
134 Downhole Stabilization (OBE)	N/A/N/A	\$30,000	1	C109787
135 Driltek Professional Drilling Mgt (OBE)	N/A/N/A	\$270,000	1	C109787
136 DST Controls (OBE)	C/M	\$113,220	1	C124333
137 E. Tseng & Associates (MBE, SBE, EBE, OBE)	APA/M	\$1,148,846	4	C124324, C124327, C124331, C124343
138 Eagle Trucking and Crane Svc (OBE)	N/A/N/A	\$33,692	1	C109787
139 EcamSecure (OBE)	N/A/N/A	\$20,000	1	C124345
140 EcoAnalysts, Inc. (OBE)	N/A/N/A	\$6,750	1	C124334
141 Ecology Auto Parts, Inc. (Ecology Transport) (OBE)	C/M	\$29,823,884	3	C127499, C128880, C142418
142 Ecoplast Corporation, Inc. (OBE)	N/A/N/A	\$0	1	C138039
143 EcoTech Environmental Corporation (OBE)	C/M	\$39,700	1	C124326
144 EFI Global Inc. (OBE)	N/A/N/A	\$0	3	C134523, C134525, C134526
145 El Dorado (OBE)	N/A/N/A	\$0	1	C124324
146 Elco, Inc. (OBE)	C/M	\$42,000	1	C109787
147 Elec Tech (OBE)	C/M	\$206,460	1	C109787
148 Electronic Recyclers of America, LLC (OBE)	N/A/N/A	\$0	1	C121334
149 Emerson Process Management (OBE)	C/M	\$422,480	1	C124333
150 EmNet, LLC (OBE)	N/A/N/A	\$0	1	C124323
151 EMSL Analytical, Inc. (OBE)	C/M	\$0	2	C134524, C134525
152 Encourage Capital (OBE)	C/F	\$0	2	C124324, C124334
153 Energy Solutions (OBE)	N/A/N/A	\$0	1	C121334
154 Energy Tubulars Inc (OBE)	N/A/N/A	\$940,000	1	C109787
155 Engineering Management Consulting (OBE)	C/M	\$0	1	C124345
156 Ensaf Inc. (OBE)	N/A/N/A	\$0	1	C124324
157 Enterprise Rent-A-Truck (OBE)	N/A/N/A	\$0	1	C121334
158 Enthalpy Analytical (OBE)	HA/M	\$0	2	C134524, C134526
159 Environ International (OBE)	C/NA	\$165,990	1	C124334
160 Environmental Engineering & Contracting, Inc. (OBE)	C/M	\$0	6	C124323, C124323, C124324, C124325, C124326, C124327
161 Environmental Resources Management (ERM) (OBE)	N/A/M	\$14,000	1	C124339
162 Environmental Solutions (OBE)	N/A/N/A	\$39,000,000	1	C128880
163 EPIC Engineers (OBE)	C/M	\$1,033	1	C109787
164 ERC Trucking (OBE)	N/A/N/A	\$50,000	1	C131727
165 Ernst & Young Infrastructure Advisors LLC (OBE)	N/A/N/A	\$136,732	1	C124324
166 ESG (Engineering Seismology Group Canada, Inc.) (OBE)	C/M	\$10,000	1	C109787
167 Eurofins Calscience, Inc. (OBE)	C/M	\$165,323	5	C124326, C124331, C124345, C124346, C134525
168 Eurofins Eaton Analytical, Inc. (OBE)	C/M	\$1,237,844	3	C124326, C124330, C124346
169 Eurofins Frontier Global Sciences (OBE)	C/M	\$0	1	C124346
170 Eurofins Lancaster Laboratories Environmental, LLC (OBE)	C/M	\$0	1	C124346

Personal Services Contract System

SUBCONSULTANTS

(Grouped by Business Enterprise)

Report Date: 12/31/2023
LA Sanitation and Environment

Subconsultant (Certifications)	Ethnicity / Gender	Total Amount of Subcontract	# of Cont.	Contracts
Other Business Enterprise (OBE)				
171 Everest International Consultants, Inc. (OBE)	APA/M	\$12,000	1	C124334
172 Evergreen Environmental Services (OBE)	N/A/N/A	\$0	1	C121334
173 Evoqua Water Technologies (OBE)	N/A/N/A	\$0	1	C121334
174 Excel Paving Company (OBE)	C/M	\$275,000	1	C124331
175 FALCON Engineering Services, Inc. (OBE)	SAA/F	\$0	1	C109787
176 Falcon Fuels (OBE)	N/A/N/A	\$2,500	1	C109787
177 Fasold Control Systems, Inc. (WBE, OBE)	C/M	\$250,808	3	C124324, C124343, C127359
178 FedEx (OBE)	N/A/N/A	\$367	1	C109787
179 Fehr and Peers (OBE)	C/M	\$2,000	1	C124324
180 Filter Recycling Services Inc (OBE)	N/A/N/A	\$0	1	C121334
181 Financial Consulting Solutions Group (OBE)	C/M	\$22,500	1	C124343
182 Finishing Studio (OBE)	N/A/N/A	\$1,700,000	1	C128880
183 Flat Top Enterprises Inc (OBE)	N/A/N/A	\$13,849	1	C109787
184 Fleet Transport (OBE)	C/M	\$176,674	1	C94375
185 Fleetmind Solutions Inc (OBE)	N/A/N/A	\$2,377,592	4	C128875, C128876, C128880, C128881
186 Floating Islands West, LLC (OBE)	C/M	\$65,733	1	C124343
187 Flow Science Incorporated (OBE)	C/M	\$48,449	6	C124322, C124323, C124324, C124325, C124326, C124344
188 FlowWorks (OBE)	C/M	\$161,150	2	C124330, C124339
189 Frank Russell Inc (OBE)	N/A/N/A	\$4,000	1	C140919
190 Fraser's Plumbing (OBE)	C/M	\$0	1	C124343
191 Frontier Analytical Laboratory (OBE)	N/A/N/A	\$0	1	C134526
192 Gaia Strategies (OBE)	C/M	\$0	1	C124343
193 Gallade Chemical (OBE)	N/A/N/A	\$16,000	1	C109787
194 Geo Plastics (OBE)	N/A/N/A	\$3,554,743	2	C133661, C134248
195 GeoDrilling Fluids Inc (OBE)	N/A/N/A	\$30,439	1	C109787
196 GeoMat Testing Laboratories (OBE)	N/A/N/A	\$0	1	C134526
197 GeoMechanics Technologies, LLC (OBE)	C/M	\$0	1	C109787
198 George Tchobanoglous, Ph.D., P.E. (OBE)	C/M	\$0	2	C124324, C124346
199 Geoscience Analytical (OBE)	C/N/A	\$0	1	C134526
200 GeoSyntec Consultants (OBE)	N/A/N/A	\$2,095,564	6	C124322, C124324, C124327, C124333, C124334, C124346
201 GIC Transportation (OBE)	N/A/N/A	\$705,953	1	C131728
202 Global Green (OBE)	N/A/N/A	\$0	1	C128879
203 Golden Valley Farm Supply (OBE)	N/A/N/A	\$500	1	C140919
204 Goldmark Diesel Equipment (OBE)	N/A/N/A	\$500,000	1	C109787
205 Grades of Green (OBE)	N/A/N/A	\$13,000	1	C124334
206 Great Lakes Environmental Center (OBE)	N/A/NA	\$96,000	1	C124334
207 Green Halo (OBE)	N/A/N/A	\$0	1	C128879
208 Green Seal, Inc. (OBE)	C/M	\$135,000	1	C124331
209 Gregg Drilling & Testing, Inc. (OBE)	NA/M	\$76,367	1	C124326
210 Ground Penetrating Radar Systems, Inc. (OBE)	C/M	\$153,835	2	C124345, C134525
211 GSI Water Solutions (aka GSI) (OBE)	N/A/N/A	\$203,933	1	C124334
212 Guida Surveying (OBE)	C/M	\$0	2	C124324, C124333
213 Gullywasher (OBE)	C/M	\$26,950	1	C124324
214 Hach Company (OBE)	C/M	\$262,500	1	C124330
215 Halliburton Energy Services (OBE)	N/A/N/A	\$76,024	1	C109787
216 Harvest Power (OBE)	N/A/N/A	\$0	1	C128880
217 Hatch Associates Consultants, Inc. (OBE)	N/A/N/A	\$0	1	C124324
218 Hayward Baker, Inc. (OBE)	C/M	\$0	1	C133194
219 Hazen & Sawyer, P.C. (OBE)	N/A/N/A	\$535,555	5	C124325, C124333, C124334, C124339, C124345
220 HDR Inc. (OBE)	C/N/A	\$74,580	4	C124323, C124326, C124333, C124334
221 Heather Repenning Consulting (OBE)	N/A/N/A	\$16,800	1	C124331
222 Hertz Rentals (OBE)	N/A/N/A	\$35,655	1	C121334
223 HF&H Consultants, LLC (OBE)	C/M	\$0	3	C124324, C124326, C124327
224 Hibbard Inshore (OBE)	N/A/N/A	\$67,100	1	C124326
225 Hill's Welding & Engineering (OBE)	N/A/N/A	\$728	1	C109787
226 HMT, LLC (OBE)	N/A/N/A	\$118,850	1	C121334
227 Hogg Drilling Specialty Const Inc (OBE)	N/A/N/A	\$10,328	1	C109787
228 Honeywell (OBE)	C/M	\$5,000	1	C124333

Personal Services Contract System

SUBCONSULTANTS

(Grouped by Business Enterprise)

Report Date: 12/31/2023
LA Sanitation and Environment

Subconsultant (Certifications)	Ethnicity / Gender	Total Amount of Subcontract	# of Cont.	Contracts
Other Business Enterprise (OBE)				
229 Hospitality for Humanity (OBE)	N/A/N/A	\$0	1	C124324
230 HV-Consult APS (OBE)	C/M	\$7,000	2	C124324, C124343
231 I:Collect AG / SOEX Group (OBE)	N/A/N/A	\$0	1	C128879
232 Ibanez Trucking, LLC (OBE)	HA/M	\$2,727,437	1	C123215
233 ICF Jones & Stokes, Inc. (OBE)	C/M	\$142,109	1	C124334
234 ICLEI, Local Governments for Sustainability - USA, Inc. (OBE)	N/A/N/A	\$18,000	1	C124334
235 ID Industries (Now DBA as Wastebuilt) (MBE, OBE)	HA/F	\$7,900,000	2	C123868, C128878
236 Impact EcoVision Environmental Inc (OBE)	N/A/N/A	\$100,000	1	C128876
237 Inflection Point Solutions (OBE)	N/A/N/A	\$0	2	C123999, C124326
238 Innovative Construction Solutions (OBE)	C/M	\$0	2	C134524, C134526
239 Innovative Logics, LLC (MBE, OBE)	AA/M	\$3,618,282	2	C124331, C124343
240 Interface Engineering (OBE)	N/A/N/A	\$86,640	1	C124333
241 J & R Farms Trucking, Inc. (OBE)	N/A/M	\$0	1	C123999
242 J.R. Miller & Associates (OBE)	C/M	\$149,172	1	C124324
243 Jacobs Engineering Group Inc. (OBE)	N/A/N/A	\$500,000	1	C124322
244 JFS Environmental Engineers (OBE)	C/M	\$0	1	C124346
245 JJ Keller & Associates (OBE)	N/A/N/A	\$0	1	C128879
246 JMLord Incorporated (OBE)	N/A/N/A	\$20,000	1	C140919
247 John Guzman Crane Service (OBE)	C/M	\$0	1	C109787
248 John L. Hunter & Associates (OBE)	N/A/N/A	\$0	1	C124334
249 John Labib + Associates (DBA: Labib Funk + Associates) (OBE)	C/M	\$7,840	1	C124324
250 John Phillips (OBE)	N/A/N/A	\$5,483	1	C109787
251 John Robinson Consulting (OBE)	C/M	\$1,200	1	C124324
252 Johnson-Frank & Associates, Inc. (OBE)	N/A/N/A	\$1,350	1	C124346
253 Jones Environmental, Inc. (MBE, SBE, EBE, OBE)	N/A/M	\$10,370	6	C124326, C134523, C134524, C134525, C134526, C134527
254 JR Miller and Associates (OBE)	C/M	\$120,522	4	C124333, C124340, C124342, C124343
255 JR's Environmental Services (OBE)	C/M	\$7,680	1	C124331
256 Kana Pipeline, Inc. (OBE)	N/A/N/A	\$0	1	C124325
257 Kaplan Gehring McCarroll (KGM) Architectural Lighting, Inc (OBE)	C/M	\$12,745	1	C124324
258 Kapsch TrafficCom USA, Inc. (OBE)	C/M	\$130,500	1	C124333
259 Kathy Jones Irish Consulting, LLC (OBE)	N/A/N/A	\$14,000	1	C124324
260 Kehoe Testing & Engineering (OBE)	C/M	\$57,500	1	C124345
261 Kelly Pipe (OBE)	N/A/N/A	\$225,000	1	C109787
262 Kenai Drilling (OBE)	N/A/N/A	\$1,154,550	1	C109787
263 Kennedy/Jenks Consultants (OBE)	C/M	\$0	1	C124333
264 Kestrel Consulting, Inc. (OBE)	N/A/N/A	\$11,502	1	C124324
265 Key Energy Service (OBE)	N/A/N/A	\$83,000	1	C109787
266 Kindel Gagan (OBE)	C/NA	\$30,000	1	C124345
267 Kinsbursky Brothers, Inc. (OBE)	N/A/N/A	\$142,620	1	C121334
268 KOA Corporation (SBE, OBE)	HA/M	\$35,664	3	C124325, C124333, C124342
269 Kochergen Farms Composting Inc (OBE)	N/A/N/A	\$7,000,000	1	C142418
270 Kuba & Associates Inc (OBE)	N/A/N/A	\$0	1	C128876
271 Kunzman Associates, Inc. (OBE)	N/A/N/A	\$28,150	1	C124339
272 LA Shares (OBE)	N/A/N/A	\$0	1	C128879
273 LA Testing (OBE)	C/M	\$60,280	1	C124334
274 LA Trade Tech College (OBE)	N/A/N/A	\$5,000	1	C124343
275 LACC (LA Conservation Corps) (OBE)	C/N/A	\$81,108	1	C124331
276 LACSD (OBE)	N/A/N/A	\$0	1	C128875
277 Lakeland Aviation Inc (OBE)	N/A/N/A	\$70,000	1	C140919
278 Larry Walker Associates (WBE, SBE, OBE)	C/M	\$403,106	8	C124322, C124323, C124324, C124326, C124327, C124331, C124333, C124342
279 Lehrer Architects (OBE)	C/M	\$140,000	1	C124324
280 Lerch Bates, Inc. (OBE)	C/N/A	\$14,180	1	C124333
281 Lettis Consultants International, Inc. (OBE)	C/M	\$0	1	C134526
282 Lighting Resources (OBE)	N/A/N/A	\$0	1	C121334
283 Long Beach Hose (OBE)	N/A/N/A	\$0	1	C121334

Personal Services Contract System

SUBCONSULTANTS

(Grouped by Business Enterprise)

Report Date: 12/31/2023
LA Sanitation and Environment

Subconsultant (Certifications)	Ethnicity / Gender	Total Amount of Subcontract	# of Cont.	Contracts
Other Business Enterprise (OBE)				
284 Los Angeles Beautification Team (OBE)	N/A/N/A	\$250,000	1	C128878
285 Los Angeles Engineering (OBE)	N/A/N/A	\$800,000	1	C124345
286 Los Angeles River Revitalization Corporation (OBE)	C/M	\$35,000	1	C124333
287 Lovco Construction Inc (OBE)	N/A/N/A	\$17,445	1	C109787
288 Lutrel Trucking (OBE)	N/A/N/A	\$188,007	1	C94375
289 Mail and More on Hollywood (OBE)	N/A/N/A	\$0	1	C123735
290 Malcolm Pirnie, Inc. (OBE)	C/M	\$0	1	C124333
291 Mallory Safety and Supply (OBE)	N/A/N/A	\$300,000	1	C121334
292 Mapvision Technologies, Inc. (MBE, SBE, EBE, OBE)	SAA/M	\$373,083	6	C124323, C124326, C124334, C124337, C124343, C124346
293 Marina Landscapes, Inc. (OBE)	N/A/NA	\$179,400	1	C124322
294 Mario's Trucking, Inc. (OBE)	N/A/N/A	\$0	1	C128879
295 Mason Machinings Inc. (OBE)	N/A/N/A	\$600,892	1	C134248
296 MBC Aquatic Sciences (MBE, SBE, EBE, OBE)	HA/M	\$248,722	4	C124323, C124324, C124334, C124342
297 McMillen Jacobs Associates, Inc. (OBE)	C/M	\$0	1	C124324
298 MD Totco (OBE)	N/A/N/A	\$10,960	1	C109787
299 MDM Analytics (OBE)	N/A/N/A	\$200,000	1	C128881
300 MEND Meet Each Need with Dignity (OBE)	N/A/N/A	\$45,000	1	C128880
301 Methane Specialists (OBE)	C/M	\$0	1	C134525
302 MHI Global (Impact Learning Solutions) (OBE)	N/A/N/A	\$20,000	1	C128876
303 Michael Baker International, Inc. (OBE)	C/M	\$81,462	4	C124324, C124331, C124345, C134525
304 Michael Jones McKean Studio (OBE)	N/A/N/A	\$0	1	C124324
305 Michael Stenstrom, Consulting Engineers (OBE)	C/M	\$0	2	C124322, C124324
306 Microbial Insights (OBE)	C/M	\$89,298	1	C124326
307 Midwest Fabrication Co. (OBE)	C/F	\$2,474,712	1	C133661
308 Millenium Environmental, Inc. (OBE)	C/M	\$44,631	1	C124326
309 Minagar Associates, Inc. (OBE)	C/M	\$0	1	C124323
310 MiSwaco (OBE)	C/M	\$11,636	1	C109787
311 Motion Industries (OBE)	N/A/N/A	\$0	1	C109787
312 Mujeres de la Tierra (OBE)	C/M	\$132,908	2	C124324, C124342
313 Murray Company (OBE)	C/M	\$536,972	4	C109787, C124322, C124326, C124339
314 National Oil Well Varco (OBE)	NA/N/A	\$12,463	1	C109787
315 National Plant Services, Inc. (OBE)	C/M	\$1,198,225	3	C124326, C124337, C124342
316 Natural Gas Vehicle Institute (OBE)	C/F	\$43,518	1	C124327
317 Navajo Pallets (OBE)	C/M	\$0	1	C121334
318 Nel's Event Planners (OBE)	C/F	\$0	1	C121334
319 Noble Environmental LLC (OBE)	N/A/N/A	\$63,941	1	C124334
320 Northwest Hydraulic Consultants, Inc. (OBE)	C/M	\$0	3	C124323, C124324, C124325
321 Nutrien Ag Solutions, Inc. (OBE)	N/A/N/A	\$115,000	1	C140919
322 Nyahs Trucking (OBE)	N/A/N/A	\$350,000	1	C123864
323 OC Vacuum, Inc. (OBE)	HA/M	\$0	1	C121334
324 Oil Field Tubulars and Supply (OBE)	N/A/N/A	\$60,818	1	C109787
325 Oil Well Service Company (OBE)	C/M	\$16,000	1	C109787
326 Old River Farming Co., LLC (OBE)	N/A/N/A	\$5,000	1	C140919
327 Olin Partnership, LTD (OBE)	C/F	\$50,000	1	C124323
328 OneSource Distributors (OBE)	N/A/N/A	\$1,500,000	1	C123575
329 Onyx Architects, Inc. (OBE)	C/M	\$0	1	C124325
330 OptiRTC, Inc. (OBE)	C/M	\$57,375	1	C124331
331 Orange Coast Analytical, Inc. (WBE, SBE, EBE, OBE)	C/N/A	\$25,000	6	C124345, C134523, C134524, C134525, C134526, C134527
332 Otto Environmental Systems LLC (OBE)	N/A/N/A	\$490,000	1	C128880
333 P and J Trucking (OBE)	N/A/N/A	\$350,000	1	C123864
334 Pacific Coast Locators, Inc. (SBE, EBE, OBE)	C/M	\$22,800	4	C124345, C124346, C134523, C134525
335 Pacific EcoRisk (SBE, OBE)	N/A/N/A	\$452,089	2	C124331, C124334
336 Pacific Petroleum (OBE)	N/A/N/A	\$2,356	1	C109787
337 Pacoima Beautiful (OBE)	N/A/N/A	\$539,782	6	C124324, C124331, C124340, C124345, C128878, C128880
338 Paradigm Environmental (SBE, EBE, OBE)	C/M	\$1,262,560	3	C124322, C124324, C124334
339 Paramount Resource Recycling (OBE)	N/A/N/A	\$0	1	C128875
340 Parsons Water & Infrastructure, Inc. (OBE)	N/A/N/A	\$0	2	C124324, C124333

Personal Services Contract System

SUBCONSULTANTS

(Grouped by Business Enterprise)

Report Date: 12/31/2023
LA Sanitation and Environment

Subconsultant (Certifications)	Ethnicity / Gender	Total Amount of Subcontract	# of Cont.	Contracts
Other Business Enterprise (OBE)				
341 Parsons, Brinckerhoff, Quade & Douglas, Inc. (OBE)	C/M	\$0	2	C124324, C124333
342 Patrell Engineering Group (OBE)	N/A/N/A	\$0	1	C124324
343 Patriot Resources (OBE)	N/A/N/A	\$1,352,533	1	C109787
344 Patroit Environmental Services (OBE)	N/A/N/A	\$12,130	1	C109787
345 Paul Hansen Engineering, LLC (OBE)	C/M	\$36,435	1	C124324
346 Payne Allied Trucking Inc (OBE)	N/A/N/A	\$536,086	1	C94375
347 PC Scale Tower (OBE)	N/A/N/A	\$100,000	1	C128875
348 Pensinger's Motor Homes (OBE)	N/A/N/A	\$21,000	1	C109787
349 Perimeter Security Systems (OBE)	N/A/N/A	\$0	1	C121334
350 Perspective Manufacturing (OBE)	N/A/N/A	\$1,276,800	1	C133661
351 Petroleum Solids Control (OBE)	N/A/N/A	\$37,193	1	C109787
352 PetroLog Inc (OBE)	N/A/N/A	\$67,500	1	C109787
353 Phibro Tech Inc. (OBE)	N/A/N/A	\$0	1	C121334
354 Philip Services (OBE)	C/M	\$8,361	1	C123999
355 Phillips Steel (OBE)	N/A/N/A	\$2,531	1	C109787
356 Philotechnics, LTD (OBE)	N/A/N/A	\$118,850	1	C121334
357 Physis Environmental Laboratories, Inc. (SBE, EBE, OBE)	C/M	\$188,470	7	C124323, C124324, C124325, C124326, C124330, C124331, C124334
358 Pine Mountain Brokerage LLC (OBE)	N/A/N/A	\$2,500	1	C140919
359 Pinnacle Dispo & Env. Svc. Inc. (OBE)	N/A/N/A	\$108,375	1	C121334
360 Pinnacle Technologies (OBE)	N/A/N/A	\$300,000	1	C109787
361 PIP Printing of Sun Valley (OBE)	N/A/N/A	\$0	1	C123735
362 PJ Drum (OBE)	C/M	\$0	1	C121334
363 Plastics Solutions Inc (OBE)	N/A/N/A	\$0	1	C128879
364 PMCS Group (WBE, SBE, EBE, OBE)	C/M	\$1,686,792	4	C124326, C124331, C124340, C124346
365 PolyFlex (OBE)	N/A/N/A	\$9,448,320	1	C133661
366 Poncetta Farms (OBE)	N/A/N/A	\$90,000	1	C140919
367 Postal Annex (OBE)	N/A/N/A	\$56	1	C109787
368 Price Disposal Inc (OBE)	N/A/N/A	\$3,600	1	C140919
369 PricewaterhouseCoopers LLP (PwC) (OBE)	C/M	\$41,003	1	C124327
370 Principia Group LLC (OBE)	C/M	\$0	1	C124333
371 Probe – Kuster (OBE)	C/M	\$284,436	1	C109787
372 Professional Pipe Services (OBE)	N/A/N/A	\$627,134	1	C124342
373 Project Finance Advisory Ltd (OBE)	C/M	\$777,425	1	C124333
374 Promise Energy, Inc. (OBE)	C/M	\$0	1	C124343
375 Propipe, A Division of Hoffman Southwest Corporation (OBE)	C/M	\$10,560	2	C124340, C124343
376 Psomas (OBE)	C/M	\$7,301	2	C124324, C124333
377 Public Financial Management (PFM) (OBE)	APA/M	\$0	1	C124332
378 Pure Technologies (OBE)	N/A/N/A	\$47,500	1	C124323
379 Quality Equipment (OBE)	N/A/N/A	\$0	1	C121334
380 Quantum Analytical Services, Inc. (OBE)	N/A/N/A	\$25,000	1	C139511
381 Quinn Power Systems (OBE)	N/A/N/A	\$250,000	1	C142418
382 Quinn Rental Services (OBE)	N/A/N/A	\$0	1	C121334
383 R&S Industrial Field Services, Inc. (OBE)	N/A/N/A	\$0	1	C124345
384 R. Stanley Security Service (OBE)	N/A/N/A	\$5,500	1	C140919
385 Rafael Mujeriego (OBE)	N/A/N/A	\$0	1	C124324
386 Raftelis Financial Consultants (OBE)	SAA/M	\$68,804	2	C124322, C124344
387 Rain for Rent (OBE)	C/M	\$1,395	1	C109787
388 Rambo House (MBE, OBE)	AA/M	\$69,960	2	C124331, C124343
389 Ramboll Environ (OBE)	N/A/N/A	\$177,592	2	C124334, C124339
390 Ramcast Ornamental Supply Co, Inc (OBE)	N/A/N/A	\$175,000	1	C142418
391 Ray Lomera & Associates (OBE)	N/A/N/A	\$650	1	C109787
392 Ready Technologies, Inc. (OBE)	C/M	\$82,000	1	C124333
393 Recology Blossom Valley Organics South (OBE)	N/A/N/A	\$12,900,000	1	C142418
394 Red Rock Advisors (OBE)	N/A/N/A	\$0	1	C124324
395 reDiscover Center (OBE)	N/A/N/A	\$0	1	C128879
396 RedZone Robotics (OBE)	N/A/N/A	\$1,421,163	3	C124326, C124340, C124346
397 Reed Hycalog (OBE)	N/A/N/A	\$19,285	1	C109787
398 Rehabilitation Resource Solutions Inc. (OBE)	N/A/N/A	\$2,015	1	C124342

Personal Services Contract System

SUBCONSULTANTS

(Grouped by Business Enterprise)

Report Date: 12/31/2023
LA Sanitation and Environment

Subconsultant (Certifications)	Ethnicity / Gender	Total Amount of Subcontract	# of Cont.	Contracts
Other Business Enterprise (OBE)				
399 Rehrig Pacific Company (OBE)	N/A/N/A	\$290,000	2	C128875, C128881
400 Reliable Equipment Rental Inc (OBE)	N/A/N/A	\$55,860	1	C109787
401 RF MacDonald (OBE)	N/A/N/A	\$12,875	1	C136181
402 Rincon Consultants, Inc. (OBE)	C/M	\$47,442	2	C124331, C124339
403 Romo, Inc (OBE)	N/A/N/A	\$3,792,000	1	C133661
404 Root Tamers, Inc. (OBE)	N/A/N/A	\$1,341,120	1	C134505
405 Rush Truck Centers (OBE)	N/A/N/A	\$4,300,000	1	C128878
406 S.A. Camp Pump Co (OBE)	N/A/N/A	\$28,000	1	C140919
407 Santa Clara Waste Water (OBE)	N/A/N/A	\$795	1	C109787
408 Santa Maria Group (OBE)	HA/M	\$0	1	C124324
409 Santiago Hernandez Trucking (OBE)	N/A/M	\$32,923,884	3	C127499, C128878, C142418
410 Sawtelle & Rosprim (OBE)	N/A/N/A	\$7,500	1	C140919
411 Schlumberger Well Services (OBE)	N/A/N/A	\$350,000	1	C109787
412 Schumaker and Company, Inc. (OBE)	N/A/N/A	\$0	1	C124324
413 SCS Engineers - (OBE)	N/A/N/A	\$0	1	C124326
414 SCST, Inc. (DVBE, OBE)	N/A/M	\$0	3	C134523, C134524, C134526
415 SEITec (SBE, EBE, OBE)	C/M	\$327,218	4	C124324, C124333, C124334, C124339
416 SERA (OBE)	C/F	\$0	1	C124343
417 SewerAI Corporation (OBE)	N/A/N/A	\$70,350	1	C124340
418 Shaw Environmental (OBE)	N/A/N/A	\$0	1	C124333
419 Sierra Container Group (OBE)	N/A/N/A	\$505,538	1	C134248
420 Sierra Packaging Solutions (OBE)	N/A/M	\$60,555	1	C123999
421 Sierra Transport, Inc. (WBE, OBE)	C/F	\$59,175,698	3	C131727, C94375, C94375
422 SignPro (OBE)	N/A/N/A	\$2,600	1	C140919
423 Silver Bar Studio (OBE)	C/M	\$0	1	C124333
424 Simon Wong Engineering (OBE)	APA/N/A	\$0	1	C124325
425 Simplot Grower Solutions (OBE)	N/A/N/A	\$332,000	1	C140919
426 SLT Expressway, Inc. (OBE)	C/M	\$0	1	C121334
427 SmartCover (OBE)	N/A/N/A	\$33,863	1	C124340
428 Smith Bros Crane Rental, Inc. (OBE)	C/M	\$2,116	1	C109787
429 Soft Pak (OBE)	N/A/N/A	\$0	1	C128879
430 Sol Construction, Inc. (OBE)	N/A/N/A	\$248,100	1	C142633
431 Solid-Bond Inc (OBE)	N/A/N/A	\$18,450	1	C109787
432 Somach Simmons & Dunn (OBE)	C/M	\$84,515	1	C124334
433 SOS Crane & Trucking (OBE)	N/A/N/A	\$3,821	1	C109787
434 Southern California Coastal Water Research Project (SCCWRP) (OBE)	N/A/NA	\$210,060	2	C124331, C124334
435 Southwest Geophysics, Inc. (SBE, EBE, OBE)	C/M	\$20,000	2	C124324, C134525
436 Southwest Processors Inc. (OBE)	N/A/N/A	\$0	1	C121334
437 Spectrum Geophysics (SBE, EBE, OBE)	C/M	\$5,456	2	C109787, C124322
438 Spectrum II (OBE)	AA/M	\$0	2	C124322, C124323
439 SSI Schaeffer Systems International (OBE)	C/M	\$961,625	1	C128876
440 ST. Croix Sensory INC. (OBE)	C/N/A	\$7,502	2	C124322, C124342
441 Stantec Consulting Services, Inc. (OBE)	N/A/N/A	\$290,000	1	C124345
442 Stantec formerly MWH Americas, Inc. (OBE)	C/N/A	\$4,426,380	6	C123575, C124324, C124333, C124334, C124339, C124343
443 Stephen Groner and Associates (SBE, EBE, OBE)	C/M	\$198,300	3	C124324, C124326, C124334
444 Stormwater Compliance, LLC (OBE)	N/A/N/A	\$500,000	1	C124345
445 Stratus Consulting Inc. (OBE)	N/A/NA	\$0	1	C124324
446 Subterra AI (OBE)	N/A/N/A	\$93,600	1	C124326
447 Sun Valley Paper Stock, Inc. (OBE)	N/A/N/A	\$23,600,000	1	C128880
448 Sunbelt Rentals (OBE)	N/A/N/A	\$35,655	1	C121334
449 SunStar Laboratories, Inc. (SBE, OBE)	N/A/N/A	\$0	4	C134524, C134525, C134526, C134527
450 Superior Electric Motors (OBE)	N/A/N/A	\$60,909	1	C109787
451 Sure-Close, Inc. (OBE)	N/A/N/A	\$75,000	1	C124331
452 Sustainable Works (OBE)	N/A/N/A	\$0	1	C128879
453 SWCA Environmental Consultants (OBE)	C/F	\$12,211	1	C124324
454 Synagro West, Inc. (OBE)	N/A/N/A	\$13,000,000	1	C142418
455 Synoptek (OBE)	N/A/N/A	\$100,000	1	C128875
456 T & T Truck and Crane (OBE)	N/A/N/A	\$22,500	1	C109787

Personal Services Contract System

SUBCONSULTANTS

(Grouped by Business Enterprise)

Report Date: 12/31/2023
LA Sanitation and Environment

Subconsultant (Certifications)	Ethnicity / Gender	Total Amount of Subcontract	# of Cont.	Contracts
Other Business Enterprise (OBE)				
457 T2 Utility Engineers (Cardno) (OBE)	N/A/N/A	\$1,350	1	C124346
458 Tait Associates (OBE)	N/A/N/A	\$0	1	C124324
459 Test America (OBE)	N/A/N/A	\$213,306	2	C124330, C124337
460 Tetra Tech, Inc. (OBE)	APA/M	\$338,954	3	C124324, C124333, C124334
461 The Bay Foundation (OBE)	N/A/N/A	\$109,124	1	C124337
462 The Baylis Group (OBE)	C/M	\$30,200	1	C124324
463 The Climate Registry (OBE)	N/A/N/A	\$11,750	2	C124333, C124334
464 The Morcos Group (WBE, SBE, EBE, OBE)	C/F	\$4,605,894	11	C124323, C124324, C124326, C124327, C124331, C124342, C124343, C124345, C124346, C127362, C134525
465 The Pond Company (SBE, EBE, OBE)	C/M	\$255,338	3	C124322, C124324, C124343
466 The Printing Connection (OBE)	N/A/N/A	\$30,305	1	C128876
467 The Regents of the University (OBE)	N/A/N/A	\$2,280	1	C109787
468 The V Group (OBE)	N/A/N/A	\$100,000	1	C128876
469 Tiger Cased Hole Services Inc (OBE)	N/A/N/A	\$13,500	1	C109787
470 TMG Transportation Inc (OBE)	N/A/M	\$0	1	C109787
471 Torrent Resources (OBE)	N/A/N/A	\$6,344,626	2	C124324, C124345
472 Traffic Solutions (OBE)	N/A/N/A	\$66	1	C109787
473 TRC Solutions, Inc (OBE)	C/M	\$0	1	C124333
474 Treepeople (OBE)	N/A/N/A	\$225,000	1	C124331
475 Trench Plate Rental Co (OBE)	N/A/N/A	\$148	1	C109787
476 True Track LLC (OBE)	N/A/N/A	\$58,200	1	C128876
477 Trussell Tech (SBE, EBE, OBE)	C/M	\$1,554,760	6	C124324, C124326, C124334, C124335, C124339, C124346
478 Tubular Inspection (OBE)	N/A/N/A	\$2,097	1	C109787
479 TVI (OBE)	N/A/N/A	\$0	1	C128875
480 Tyrad (OBE)	N/A/N/A	\$129	1	C109787
481 U.S. Green Building Council - LA (OBE)	NA/N/A	\$123,823	1	C124333
482 United Garage Door and Gates (OBE)	N/A/N/A	\$7,131	1	C121334
483 United Site Services (OBE)	N/A/N/A	\$35	1	C109787
484 Universal Waste Systems, Inc. (OBE)	N/A/N/A	\$0	1	C128880
485 University of North Carolina Institute of Marine Sciences (OBE)	N/A/N/A	\$62,905	1	C124334
486 University of Southern California (OBE)	C/M	\$23,500	1	C124345
487 Urban Water Group (OBE)	C/F	\$119,864	1	C124331
488 Valley Pacific Petroleum Services, Inc. (OBE)	N/A/N/A	\$14,500	1	C140919
489 Valley West Services (OBE)	N/A/NA	\$2,512,492	1	C94375
490 Value Management Institute (DBE, OBE)	C/M	\$0	3	C124323, C124324, C124325
491 Value Management Strategies, Inc. (OBE)	C/M	\$0	3	C124322, C124323, C124324
492 Vanderweil Engineering (OBE)	N/A/N/A	\$3,500,000	1	C123575
493 Variable Speed Solutions (OBE)	N/A/N/A	\$840	1	C109787
494 Verified Carbon Standard (VCS) Association (OBE)	C/M	\$0	1	C124324
495 Viergever & Associates (OBE)	AA/F	\$17,000	1	C124330
496 Vieux Associates (WBE, OBE)	C/F	\$147,057	3	C124333, C124339, C124343
497 VigilEye Security Systems (OBE)	C/M	\$10,000	1	C128881
498 Vizcarra Trucking (OBE)	N/A/N/A	\$350,000	1	C123864
499 Vortex Industries Inc (OBE)	N/A/N/A	\$23,556	1	C121334
500 Wallace Laboratories (OBE)	N/A/NA	\$5,000	1	C124345
501 Waste Connections of California (OBE)	N/A/N/A	\$0	1	C121334
502 Wastebuilt Environmental Solutions (OBE)	N/A/N/A	\$8,376	1	C123868
503 Wastequip Mfg Co LLC (OBE)	N/A/N/A	\$9,000,000	2	C128876, C128880
504 Wastequip Toter (OBE)	N/A/N/A	\$250,000	1	C128878
505 Wastewater Solutions, Inc. (OBE)	C/M	\$26,000	1	C124339
506 Water Associates, LLC (OBE)	N/A/N/A	\$47,000	1	C140919
507 Weatherford US, LP (OBE)	C/M	\$3,755	1	C109787
508 Well Dynamics (OBE)	C/M	\$3,152	1	C109787
509 West Coast Casing LLC (OBE)	N/A/N/A	\$1,056	1	C109787
510 West Coast Environmental Solutions (OBE)	N/A/N/A	\$220,029	1	C121334
511 West Coast Storm (OBE)	C/M	\$0	2	C124322, C124323
512 Western Ag Services Inc. (OBE)	N/A/N/A	\$158,000	1	C140919

Personal Services Contract System

SUBCONSULTANTS

(Grouped by Business Enterprise)

Report Date: 12/31/2023
LA Sanitation and Environment

Subconsultant (Certifications)	Ethnicity / Gender	Total Amount of Subcontract	# of Cont.	Contracts
--------------------------------	--------------------	-----------------------------	------------	-----------

Other Business Enterprise (OBE)

513 Western Express Transporters (OBE)	N/A/N/A	\$112,040	1	C94375
514 Weston Solutions (OBE)	N/A/N/A	\$98,246	1	C124334
515 Wholesale Fuels Inc. (OBE)	N/A/N/A	\$40,000	1	C140919
516 WIH Resource Group (OBE)	C/M	\$100,000	1	C124343
517 Will Lewis Consulting, LLC (OBE)	N/A/N/A	\$0	1	C124334
518 Willdan (OBE)	C/M	\$36,990	1	C124334
519 Windward Environmental (OBE)	C/M	\$298,493	1	C124334
520 Wood Environment & Infrastructure Sol'n, Inc. (OBE)	C/F	\$372,455	3	C124326, C124331, C124334
521 Woodard & Curran, Inc. (OBE)	C/M	\$380,000	2	C124333, C124345
522 Worldwide Equipment Rental (OBE)	N/A/N/A	\$15,000	1	C109787
523 WorleyParsons Group Inc. (OBE)	N/A/NA	\$5,000,000	1	C119948
524 Wunderlich- Malec (OBE)	N/A/NA	\$5,359,454	1	C119948
525 Younghusband Consulting, Inc. (OBE)	N/A/M	\$20,750	1	C124333
526 Zero Waste Energy (OBE)	N/A/N/A	\$14,200,000	2	C128875, C128878
527 Zonar Systems (OBE)	C/M	\$1,553,974	1	C124327

SUMMARY REPORT

This sections displays the deviations between pledged subconsultant business enterprise and invoiced participation. Deviations less than -0.5% are highlighted to flag areas of concern.

The list groups Program and Division, and sorts by Company Name.

Personal Services Contract System
SUMMARY REPORT
(Sorted by Program, Division, and Consultant)

Report Date: 12/31/2023
LA Sanitation and Environment

Consultant / Contract	Total NTP Amount	Invoiced	Pct Inv	Deviations (< -0.5% are highlighted)					
				MBE	WBE	SBE	EBE	DVBE	DBE
BIOSOLIDS MANAGEMENT (BM)									
Hyperion Water Reclamation Plant (HWRP)									
Denali Water Solutions, LLC. ()									
C131727	\$27,003,246	\$8,746,837	32%	0.0%	0.0%	0.0%	0.0%	0.0%	0.0%
Nursery Products, LLC. ()									
C131728	\$25,671,018	\$9,167,980	36%	0.0%	0.0%	0.0%	0.0%	0.0%	0.0%
HAZARDOUS TOXIC MTRL Program (HTM)									
Solid Resources Citywide Recycling (SRCR)									
Clean Harbors Environmental Services (OBE)									
C121334	\$126,000,000	\$115,351,174	92%	-2.6%	-0.4%	0.0%	0.0%	0.0%	0.0%
Residential Curbside Collection Program (RCC)									
Solid Resources -Support Services (SRSSD)									
Browning-Ferris Industries of California (OBE)									
C138499	\$450,814,325	\$83,701,801	19%	0.0%	0.0%	0.0%	0.0%	0.0%	0.0%
CR&R, INC. (OBE)									
C139435	\$121,752,557	\$2,596,021	2%	0.0%	0.0%	0.0%	0.0%	0.0%	0.0%
SEWER CONSTRUCTION MNT Program (SCM)									
Wastewater Collection Systems Division (Inactive) (WCSD)									
Pacific Sewer Maintenance Corp. (OBE)									
C134505	\$15,000,000	\$8,380,047	56%	0.0%	-0.7%	0.0%	0.0%	0.0%	0.0%
SOLID WASTE Program (SW)									
Hyperion Water Reclamation Plant (HWRP)									
USA Waste of California, Inc. (OBE)									
C127303	\$6,218,090	\$4,687,096	75%	0.0%	0.0%	0.0%	0.0%	0.0%	0.0%
Solid Resources -Support Services (SRSSD)									
BJ Used Tire & Rubber Recycling, Inc. (OBE)									
C125885	\$4,000,000	\$406,102	10%	0.0%	0.0%	0.0%	0.0%	0.0%	0.0%
Southern California Disposal Co. (OBE)									
C123215	\$10,000,000	\$20,113,667	201	13.3%	0.0%	0.0%	0.0%	0.0%	0.0%
USA Waste of California, Inc. (OBE)									
C123735	\$57,724,812	\$52,711,412	91%	0.0%	0.0%	0.0%	0.0%	0.0%	0.0%
USA Waste of California, Inc. (OBE)									
C127499	\$142,877,685	\$98,971,430	69%	-2.0%	0.0%	0.0%	0.0%	0.0%	0.0%
Solid Resources Processing & Construction (SRPC)									
CR&R, INC. (OBE)									
C123864	\$98,308,980	\$17,958,161	18%	0.0%	0.0%	0.0%	0.0%	0.0%	0.0%
Ecology Auto Parts, Inc. (Ecology Transport) (OBE)									
C123868	\$98,308,980	\$44,982,306	46%	0.0%	0.0%	0.0%	0.0%	0.0%	0.0%
Pacwest American Scale (OBE)									
C125401	\$500,000	\$272,113	54%	0.0%	0.0%	0.0%	0.0%	0.0%	0.0%
SOLID WASTE/BIOSOLIDS Program (SWB)									
Hyperion Water Reclamation Plant (HWRP)									
Responsible Biosolids Management (OBE)									
C94375	\$237,268,357	\$171,812,695	72%	0.0%	-2.5%	0.0%	0.0%	0.0%	0.0%
SUPPORT SERVICES (SS)									

Personal Services Contract System
SUMMARY REPORT
(Sorted by Program, Division, and Consultant)

Report Date: 12/31/2023
LA Sanitation and Environment

Consultant / Contract	Total NTP Amount	Invoiced	Pct Inv	Deviations (< -0.5% are highlighted)					
				MBE	WBE	SBE	EBE	DVBE	DBE
SUPPORT SERVICES (SS)									
Solid Resources -Support Services (SRSSD)									
Innovative Packaging Leaders, Inc. (IPL Plastics, Inc.) ()									
C134248	\$10,110,756	\$740,022	7%	0.0%	0.0%	0.0%	0.0%	0.0%	0.0%
WASTEWATER PROGRAM (WW)									
Administration (ADMN)									
AECOM Technical Service, Inc. (OBE)									
C124327	\$5,802,409	\$1,872,255	32%	-0.2%	-0.1%	5.0%	-1.2%	0.0%	0.0%
Atkins North America, Inc. (OBE)									
C124325	\$149,868	\$149,867	100	0.0%	0.0%	0.0%	0.0%	0.0%	0.0%
Black & Veatch (OBE)									
C124323	\$1,987,600	\$514,721	26%	0.0%	-0.4%	0.5%	1.2%	0.0%	0.0%
Brown & Caldwell (OBE)									
C124326	\$11,298,917	\$11,911,206	105	-1.0%	7.5%	3.0%	3.1%	0.0%	0.0%
Carollo Engineers (OBE)									
C124324	\$27,787,572	\$61,719,819	222	6.0%	-2.5%	-4.7%	0.9%	0.0%	0.0%
CDM Smith Inc. (OBE)									
C124342	\$9,052,353	\$5,386,427	60%	10.5%	6.3%	2.5%	1.5%	0.0%	0.0%
CH2M Hill Engineers, Inc. (subsidiary of Jacobs) (OBE)									
C124343	\$20,883,354	\$16,577,816	79%	-4.0%	-0.9%	1.6%	1.7%	0.0%	0.0%
D R Consultants & Designers, Inc. (MBE, WBE, SBE, EBE)									
C124341	\$6,500,000	\$6,392,779	98%	-4.8%	-4.4%	-38.5%	-42.7%	0.0%	0.0%
GeoSyntec Consultants (OBE)									
C124345	\$25,807,264	\$21,063,492	82%	-2.9%	-1.6%	-3.6%	-1.8%	-0.8%	0.0%
Hazen & Sawyer, P.C. (OBE)									
C124322	\$5,455,000	\$827,241	15%	-9.3%	-3.6%	-4.8%	-4.4%	0.0%	0.0%
HDR Inc. (OBE)									
C124340	\$1,550,680	\$699,781	45%	0.0%	0.2%	-1.0%	-0.0%	0.0%	0.0%
Kennedy/Jenks Consultants (OBE)									
C124339	\$4,000,000	\$3,558,881	89%	-2.5%	-5.7%	18.9%	8.2%	0.0%	0.0%
Larry Walker Associates (SBE)									
C124334	\$18,449,000	\$13,043,480	71%	-2.9%	-4.9%	13.5%	20.5%	3.5%	0.0%
Malcolm Pirnie, Inc. (OBE)									
C124333	\$7,138,470	\$4,929,073	69%	-0.0%	-2.5%	-2.4%	-3.3%	0.0%	0.0%
Parsons Water & Infrastructure, Inc. (OBE)									
C124344	\$1,990,148	\$61,574	3%	0.0%	0.0%	0.0%	0.0%	0.0%	0.0%
Shaw Environmental and Infrastructure, Inc. (OBE)									
C124337	\$2,360,000	\$1,921,119	81%	-13.5%	0.3%	-11.3%	10.7%	-11.9%	0.0%
Stantec formerly MWH Americas, Inc. (OBE)									
C124346	\$8,283,402	\$3,467,868	42%	4.1%	-7.0%	25.1%	4.6%	0.0%	0.0%
Tetra Tech, Inc. (OBE)									
C124331	\$30,969,883	\$25,845,838	83%	-0.1%	4.2%	-6.9%	-1.1%	0.0%	0.0%
TRC Solutions, Inc (OBE)									
C124330	\$10,548,751	\$5,536,546	52%	1.5%	12.8%	13.5%	13.4%	0.0%	0.0%
Woodard & Curran Inc. (Formerly RMC Water and Environment) (OBE)									
C124335	\$300,000	\$178,118	59%	0.0%	0.0%	-13.1%	-12.2%	0.0%	0.0%
WSP USA Inc(Formerly Parsons Brinckerhoff Inc.) (DBE, OBE)									
C124336	\$999,500	\$922,024	92%	-1.2%	15.1%	15.4%	15.4%	0.0%	0.0%

Personal Services Contract System
SUMMARY REPORT
(Sorted by Program, Division, and Consultant)

Report Date: 12/31/2023
LA Sanitation and Environment

Consultant / Contract	Total NTP Amount	Invoiced	Pct Inv	Deviations (< -0.5% are highlighted)					
				MBE	WBE	SBE	EBE	DVBE	DBE
WASTEWATER PROGRAM (WW)									
Environmental Monitoring Division (EMD)									
S. Cal. Coastal Water Research (OBE)									
C63807	\$15,177,107	\$12,799,569	84%	0.0%	0.0%	0.0%	0.0%	0.0%	0.0%
Hyperion Water Reclamation Plant (HWRP)									
Constellation NewEnergy, Inc (OBE)									
C123575	\$227,555,000	\$44,942,459	20%	0.0%	0.0%	0.0%	0.0%	0.0%	0.0%
Terralog Technologies USA, Inc.(GeoEnvironment Technologies) (OBE)									
C109787	\$113,584,899	\$52,392,080	46%	0.0%	0.0%	0.0%	0.0%	0.0%	0.0%
Information & Control Systems (ICSD)									
3Di Inc. (MBE)									
C127363	\$634,000	\$146,820	23%	0.0%	0.0%	0.0%	0.0%	0.0%	0.0%
CH2M Hill Engineers, Inc. (subsidiary of Jacobs) (OBE)									
C127359	\$5,068,259	\$4,976,623	98%	19.6%	-1.2%	-5.2%	-5.9%	0.0%	0.0%
DCSE Inc. (OBE)									
C127362	\$10,527,838	\$11,175,789	106	0.3%	4.0%	4.9%	4.8%	0.0%	0.0%
Inflection Point Solutions (OBE)									
C127373	\$949,960	\$718,543	76%	0.0%	6.7%	-17.0%	0.0%	0.0%	0.0%
Nth Generation Computing (OBE)									
C127360	\$148,918	\$42,484	29%	0.0%	0.0%	0.0%	0.0%	0.0%	0.0%
Tetra Tech, Inc. (OBE)									
C127358	\$146,000	\$144,682	99%	54.3%	0.0%	84.3%	0.0%	0.0%	0.0%
Wastewater Engineering Services Division (WESD)									
Hach Company (OBE)									
C125697	\$13,000,000	\$7,785,555	60%	0.0%	0.0%	0.0%	0.0%	0.0%	0.0%

Total number of Active Contracts: 47

STATUS REPORTS

The Status Report is a one page fact sheet for each contract that contains contract information, financial summary, subconsultants outreach program status (Based on Monitored Task Orders), and their list of subconsultants.

This section arranges the contracts by Program, Contract Groups, then by Contract Number.

Personal Services Contract System

STATUS REPORT

Report Date: 12/31/2023
LA Sanitation and Environment

Denali Water Solutions, LLC. For The City's Biosolids Management

(Grouped with Standard Contract C131727, Business Inclusion Program)

Contract Description: Denali Water Solutions, LLC. For The City's Biosolids Management

Consultant: **Denali Water Solutions, LLC.**

Bureau: **LA Sanitation and Environment**

Contract: C131727	Amount	Execution Date	Expiration Date
Original Contract	\$27,003,246.00	08/21/2018	08/20/2023
Exercise Time-	\$0.00	07/19/2023	08/20/2026

Division: **Hyperion Water Reclamation Plant**
Project Manager: **Alan Tran**
Phone: **(310) 648-5995**

Financial Summary

Contract

Original Contract Ceiling:		\$27,003,246.00
Amendments (1):	+	\$0.00
Revised Contract Ceiling:	=	\$27,003,246.00

Sum of Monitored Tasks (1):		\$27,003,246.00
Sum of Tasks Exempted (0):	+	\$0.00
Cumulated Task Authority Amount:	=	\$27,003,246.00
Invoiced To Date:	-	\$8,746,836.75
Balance:	=	\$18,256,409.25

Lastest Invoice Data

Total Number of Invoices:	202
Latest Invoice Date:	11/10/2023
Latest Invoice Amount:	\$20,096.43

Invoice Summary

Total Invoice Amounts:	
For Monitored Tasks:	\$8,746,836.75
For Exempted Tasks:	\$0.00
Total:	\$8,746,836.75

Business Inclusion Program Status (Based on Monitored Task Orders)

Business Category	City APL	Weighted Pledged Amount From NTP	Weighted Pledged Percent	Actual Amount Invoiced	Actual Percent	Deviation From Pledge
MBE	1.00%	\$0.00	0.00%	\$0.00	0.00%	0.00%
WBE	4.00%	\$0.00	0.00%	\$0.00	0.00%	0.00%
SBE	1.00%	\$0.00	0.00%	\$0.00	0.00%	0.00%
EBE	0.00%	\$0.00	0.00%	\$0.00	0.00%	0.00%
DVBE	0.00%	\$0.00	0.00%	\$0.00	0.00%	0.00%

List of Subconsultants Involved

Black's Custom Spreading (OBE)	C	ERC Trucking (OBE)	N/A	Sierra Transport, Inc. (WBE)	C
--------------------------------	---	--------------------	-----	------------------------------	---

Subconsultant count: 3

Personal Services Contract System

STATUS REPORT

Report Date: 12/31/2023
LA Sanitation and Environment

Nursery Products, LLC. for The City's Biosolids Management

(Grouped with Standard Contract C131728, Business Inclusion Program)

Contract Description: Nursery Products, LLC. for The City's Biosolids Management

Consultant:	Nursery Products, LLC.			Bureau:	LA Sanitation and Environment
Contract: C131728	Amount	Execution Date	Expiration Date	Division:	Hyperion Water Reclamation Plant
Original Contract	\$25,671,018.00	08/21/2018	08/20/2023	Project Manager:	Alan Tran
Exercise Time-	\$0.00	07/19/2023	08/20/2026	Phone:	(310) 648-5995

Financial Summary

Contract

Original Contract Ceiling:		\$25,671,018.00
Amendments (1):	+	\$0.00
Revised Contract Ceiling:	=	\$25,671,018.00

Sum of Monitored Tasks (1):		\$25,671,018.00
Sum of Tasks Exempted (0):	+	\$0.00
Cumulated Task Authority Amount:	=	\$25,671,018.00
Invoiced To Date:	-	\$9,167,979.97
Balance:	=	\$16,503,038.03

Lastest Invoice Data

Total Number of Invoices:	96
Latest Invoice Date:	11/01/2023
Latest Invoice Amount:	\$22,263.89

Invoice Summary

Total Invoice Amounts:	
For Monitored Tasks:	\$9,167,979.97
For Exempted Tasks:	\$0.00
Total:	\$9,167,979.97

Business Inclusion Program Status (Based on Monitored Task Orders)

Business Category	City APL	Weighted Pledged Amount From NTP	Weighted Pledged Percent	Actual Amount Invoiced	Actual Percent	Deviation From Pledge
MBE	1.00%	\$0.00	0.00%	\$0.00	0.00%	0.00%
WBE	4.00%	\$0.00	0.00%	\$0.00	0.00%	0.00%
SBE	1.00%	\$0.00	0.00%	\$0.00	0.00%	0.00%
EBE	0.00%	\$0.00	0.00%	\$0.00	0.00%	0.00%
DVBE	0.00%	\$0.00	0.00%	\$0.00	0.00%	0.00%

List of Subconsultants Involved

Denali Water Solutions, LLC. (OBE)	N/A	GIC Transportation (OBE)	N/A
------------------------------------	-----	--------------------------	-----

Subconsultant count: 2

Personal Services Contract System STATUS REPORT

Report Date: 12/31/2023
LA Sanitation and Environment

Clean Harbors Environmental Services

(Grouped with Standard Contract C121334, Business Inclusion Program)

Contract Description: Residential Special Materials, Conditionally Exempt Small Quantity Generators, and Permanent Collection Sites Program

Consultant:	Clean Harbors Environmental Services			Bureau:	LA Sanitation and Environment
Contract: C121334	Amount	Execution Date	Expiration Date	Division:	Solid Resources Citywide Recycling
Original Contract	\$53,000,000.00	11/02/2012	11/01/2017	Project Manager:	John Park
Exercise Time-	\$73,000,000.00	11/22/2019	11/01/2023	Phone:	(323) 342-6033

Financial Summary

Contract

Original Contract Ceiling:		\$53,000,000.00
Amendments (1):	+	<u>\$73,000,000.00</u>
Revised Contract Ceiling:	=	\$126,000,000.00

Sum of Monitored Tasks (1):		\$126,000,000.00
Sum of Tasks Exempted (0):	+	\$0.00
Cumulated Task Authority Amount:	=	\$126,000,000.00
Invoiced To Date:	-	\$115,351,173.69
Balance:	=	\$10,648,826.31

Lastest Invoice Data

Total Number of Invoices:	30806
Latest Invoice Date:	06/02/2024
Latest Invoice Amount:	\$1,396.84

Invoice Summary

Total Invoice Amounts:	
For Monitored Tasks:	\$115,351,173.69
For Exempted Tasks:	\$0.00
Total:	\$115,351,173.69

Business Inclusion Program Status (Based on Monitored Task Orders)

Business Category	City APL	Weighted Pledged Amount From NTP	Weighted Pledged Percent	Actual Amount Invoiced	Actual Percent	Deviation From Pledge
MBE	12.00%	\$8,847,435.02	7.67%	\$5,913,659.87	5.12%	-2.55%
WBE	4.00%	\$2,791,498.40	2.42%	\$2,373,333.87	2.05%	-0.37%
OBE	0.00%	\$1,534,170.61	1.33%	\$528,533.09	0.45%	-0.88%

List of Subconsultants Involved

AAA Propane Service, Inc. (OBE)	C	Acrylatex Coating and Recycling Inc. (OBE)	N/A	Advanced Cleanup Tec (OBE)	HA
Amazon Environmental (OBE)	N/A	B&G Industrial Rentals (WBE)	C	BC Laboratories dba Weck Laboratories, Inc. (MBE, DBE)	HA
Beacon Management, Inc. (OBE)	C	Chempack & Environmental, LLC (MBE)	N/A	Clark Seif Clark, Inc. (OBE)	N/A
Crosby & Overton (OBE)	C	Cruz Containers, Inc. (MBE)	HA	Cylinder Depot Inc. (OBE)	N/A
Demenno Kerdoon (OBE)	N/A	Ditty Containers, Inc. (OBE)	C	E&A Environmental (MBE)	APA
Electronic Recyclers of America, LLC (OBE)	N/A	Energy Solutions (OBE)	N/A	Enterprise Rent-A-Truck (OBE)	N/A
Evergreen Environmental Services (OBE)	N/A	Evoqua Water Technologies (OBE)	N/A	Filter Recycling Services Inc (OBE)	N/A
Global Transloading (WBE)	HA	Hertz Rentals (OBE)	N/A	HMT, LLC (OBE)	N/A
IQ Personnel & Environmental Staffing (MBE)	HA	Island Environmental Services (MBE)	HA	J. Torres Company (WBE)	HA
Kinsbursky Brothers, Inc. (OBE)	N/A	Lighting Resources (OBE)	N/A	Long Beach Hose (OBE)	N/A
Mallory Safety and Supply (OBE)	N/A	Mindy F. Berman Communications (WBE)	C	Miranda Logistics Enterprises, LLC (MBE)	N/A
Navajo Pallets (OBE)	C	Neli's Event Planners (OBE)	C	OC Vacuum, Inc. (OBE)	HA
Ocean Blue Environmental Services, Inc. (WBE)	APA	Perimeter Security Systems (OBE)	N/A	Phibro Tech Inc. (OBE)	N/A
Philotechnics, LTD (OBE)	N/A	Pinnacle Dispo & Env. Svc. Inc. (OBE)	N/A	PJ Drum (OBE)	C
Quality Equipment (OBE)	N/A	Quinn Rental Services (OBE)	N/A	RJ Safety Supply Company, Inc. (MBE)	AA
SLT Expressway, Inc. (OBE)	C	Southwest Processors Inc. (OBE)	N/A	Sunbelt Rentals (OBE)	N/A
Total Equipment Rental, Inc. (WBE)	C	United Garage Door and Gates (OBE)	N/A	United Storm Water, Inc. (MBE)	HA
United Traffic Services and Supply (WBE)	HA	Vortex Industries Inc (OBE)	N/A	Waste Connections of California (OBE)	N/A
West Coast Environmental Solutions (OBE)	N/A				

Subconsultant count: 55

Personal Services Contract System
STATUS REPORT

Report Date: 12/31/2023
LA Sanitation and Environment

Clean Harbors Environmental Services, Inc.

(Grouped with Standard Contract for C143651, Business Inclusion Program)

Contract Description: Clean Harbors Residential Special Materials Program and Hazardous Waste Field Services

Consultant: Clean Harbors Environmental Services		Bureau: LA Sanitation and Environment
Contract: C143651	Amount	Division: Solid Resources Citywide Recycling
Original Contract	\$432,800,000.00	Project Manager: John Park
	Execution Date: 06/26/2023	Phone: (323) 342-6033
	Expiration Date: 06/30/2028	

Financial Summary

Contract

Original Contract Ceiling:	\$432,800,000.00
Amendments (0):	+ \$0.00
Revised Contract Ceiling:	= \$432,800,000.00

Sum of Monitored Tasks (1):	\$432,800,000.00
Sum of Tasks Exempted (0):	+ \$0.00
Cumulated Task Authority Amount:	= \$432,800,000.00
Invoiced To Date:	- \$0.00
Balance:	= \$432,800,000.00

Lastest Invoice Data

Total Number of Invoices:	0
Latest Invoice Date:	
Latest Invoice Amount:	\$0.00

Invoice Summary

Total Invoice Amounts:	
For Monitored Tasks:	\$0.00
For Exempted Tasks:	\$0.00
Total:	\$0.00

List of Subconsultants Involved

Personal Services Contract System

STATUS REPORT

Report Date: 12/31/2023
LA Sanitation and Environment

USA Waste California, Inc. dba Waste Management

(Grouped with Standard Contract C138498, Business Inclusion Program)

Contract Description: Disposal services for residual municipal solid waste
Term is 10 years with optional renewal for 5 years + month-to-month (max of six months)
Subs will not be utilized; as a result, no pledge levels

Consultant: Waste Management	Bureau: LA Sanitation and Environment
Contract: C138498	Division: Solid Resources -Support Services
Original Contract	Project Manager: Darshna Patel
Amount: \$92,202,887.00	Phone: (213) 847-2952
Execution Date: 06/29/2021	
Expiration Date: 06/29/2031	

Financial Summary

Contract

Original Contract Ceiling:	\$92,202,887.00
Amendments (0):	+ \$0.00
Revised Contract Ceiling:	= \$92,202,887.00

Sum of Monitored Tasks (0):	\$0.00
Sum of Tasks Exempted (1):	+ \$92,202,887.00
Cumulated Task Authority Amount:	= \$92,202,887.00
Invoiced To Date:	- \$12,488,485.04
Balance:	= \$79,714,401.96

Lastest Invoice Data

Total Number of Invoices:	45
Latest Invoice Date:	12/01/2023
Latest Invoice Amount:	\$4,352.04

Invoice Summary

Total Invoice Amounts:	
For Monitored Tasks:	\$0.00
For Exempted Tasks:	\$12,488,485.04
Total:	\$12,488,485.04

List of Subconsultants Involved

Personal Services Contract System

STATUS REPORT

Report Date: 12/31/2023
LA Sanitation and Environment

Browning Ferris Industries of Calif DBA Sunshine Canyon

(Grouped with Standard Contract C138499, Business Inclusion Program)

Contract Description: Disposal services for residual municipal solid waste
Term is 10 years with optional renewal for 7 years + month-to-month (max of six months)

Consultant: Browning-Ferris Industries of California	Bureau: LA Sanitation and Environment
Contract: C138499	Division: Solid Resources -Support Services
Original Contract	Project Manager: Darshna Patel
Amount: \$450,814,325.00	Phone: (213) 847-2952
Execution Date: 06/29/2021	
Expiration Date: 06/29/2031	

Financial Summary

Contract

Original Contract Ceiling:	\$450,814,325.00
Amendments (0):	+
	\$0.00
Revised Contract Ceiling:	= \$450,814,325.00

Sum of Monitored Tasks (1):	\$450,814,325.00
Sum of Tasks Exempted (0):	+
	\$0.00
Cumulated Task Authority Amount:	= \$450,814,325.00
Invoiced To Date:	- \$83,701,800.57
Balance:	= \$367,112,524.43

Lastest Invoice Data

Total Number of Invoices:	248
Latest Invoice Date:	10/15/2023
Latest Invoice Amount:	\$1,228.37

Invoice Summary

Total Invoice Amounts:	
For Monitored Tasks:	\$83,701,800.57
For Exempted Tasks:	\$0.00
Total:	\$83,701,800.57

Business Inclusion Program Status (Based on Monitored Task Orders)

Business Category	City APL	Weighted Pledged Amount From NTP	Weighted Pledged Percent	Actual Amount Invoiced	Actual Percent	Deviation From Pledge
MBE	10.00%	\$0.00	0.00%	\$0.00	0.00%	0.00%
WBE	2.00%	\$0.00	0.00%	\$0.00	0.00%	0.00%
SBE	2.00%	\$0.00	0.00%	\$0.00	0.00%	0.00%
EBE	2.00%	\$0.00	0.00%	\$0.00	0.00%	0.00%
DVBE	2.00%	\$0.00	0.00%	\$0.00	0.00%	0.00%

List of Subconsultants Involved

Personal Services Contract System

STATUS REPORT

Report Date: 12/31/2023
LA Sanitation and Environment

CR&R, Inc.

(Grouped with Standard Contract C139435, Business Inclusion Program)

Contract Description: Processing and marketing of residential recyclable materials from the West LA, North Central, South LA, and Harbor Wastesheds of the City of LA. Contract term is five years with two (2) 5-year renewal options, effective 7/1/2021.

Consultant: CR&R, INC. Contract: C139435 Original Contract	Amount \$121,752,557.00	Execution Date 11/10/2021	Expiration Date 06/30/2026	Bureau: Division: Project Manager: Phone:	LA Sanitation and Environment Solid Resources -Support Services Ronald Milo (213) 485-3568
--	----------------------------	------------------------------	-------------------------------	--	---

Financial Summary

Contract

Original Contract Ceiling:	\$121,752,557.00
Amendments (0):	+
	\$0.00
Revised Contract Ceiling:	= \$121,752,557.00

Sum of Monitored Tasks (1):	\$0.00
Sum of Tasks Exempted (0):	+
	\$0.00
Cumulated Task Authority Amount:	= \$0.00
Invoiced To Date:	- \$2,596,021.34
Balance:	= (\$2,596,021.34)

Lastest Invoice Data

Total Number of Invoices:	16
Latest Invoice Date:	02/10/2023
Latest Invoice Amount:	\$221,666.11

Invoice Summary

Total Invoice Amounts:	
For Monitored Tasks:	\$2,596,021.34
For Exempted Tasks:	\$0.00
Total:	\$2,596,021.34

Business Inclusion Program Status (Based on Monitored Task Orders)

Business Category	City APL	Weighted Pledged Amount From NTP	Weighted Pledged Percent	Actual Amount Invoiced	Actual Percent	Deviation From Pledge
MBE	52.17%	\$1,354,344.33	52.17%	\$0.00	0.00%	-52.17%
OBE	21.74%	\$564,375.04	21.74%	\$0.00	0.00%	-21.74%

List of Subconsultants Involved

Potential Industries, Inc. (MBE)	APA
----------------------------------	-----

Subconsultant count: 1

Personal Services Contract System STATUS REPORT

Report Date: 12/31/2023
LA Sanitation and Environment

Pacific Sewer Maintenance, Inc. (PSM, Inc.) Root Control Treatment

(Grouped with Standard Contract C134505, Business Inclusion Program)

Contract Description: To provide sewer chemical root control treatment to identified 6-18" diameter sewers

Consultant:	Pacific Sewer Maintenance Corp.			Bureau:	LA Sanitation and Environment
Contract: C134505	Amount	Execution Date	Expiration Date	Division:	Wastewater Collection Systems Division (Inactive)
Original Contract	\$15,000,000.00	10/17/2019	10/16/2024	Project Manager:	Clint Menk
				Phone:	(323) 342-6034

Financial Summary

Contract			Lastest Invoice Data		
Original Contract Ceiling:		\$15,000,000.00	Total Number of Invoices:		190
Amendments (0):	+	\$0.00	Latest Invoice Date:		09/19/2023
Revised Contract Ceiling:	=	\$15,000,000.00	Latest Invoice Amount:		\$6,278.93
Sum of Monitored Tasks (1):		\$15,000,000.00	Invoice Summary		
Sum of Tasks Exempted (0):	+	\$0.00	Total Invoice Amounts:		
Cumulated Task Authority Amount:	=	\$15,000,000.00	For Monitored Tasks:		\$8,380,046.71
Invoiced To Date:	-	\$8,380,046.71	For Exempted Tasks:		\$0.00
Balance:	=	\$6,619,953.29	Total:		\$8,380,046.71

Business Inclusion Program Status (Based on Monitored Task Orders)

Business Category	City APL	Weighted Pledged Amount From NTP	Weighted Pledged Percent	Actual Amount Invoiced	Actual Percent	Deviation From Pledge
WBE	0.84%	\$70,392.39	0.84%	\$11,331.91	0.13%	-0.71%
OBE	8.95%	\$750,014.18	8.95%	\$425,933.24	5.08%	-3.87%

List of Subconsultants Involved

Root Tamers, Inc. (OBE)	N/A	West Coast Safety Supply (WBE)	N/A
Subconsultant count: 2			

Personal Services Contract System

STATUS REPORT

Report Date: 12/31/2023
LA Sanitation and Environment

Landfill Disposal of Grit and Screenings

(Grouped with Standard Contract C127303, Business Inclusion Program)

Contract Description: Landfill Disposal of Grit and Screenings

Consultant: **USA Waste of California, Inc.**

Bureau:

LA Sanitation and Environment

Contract: **C127303**

Amount

Execution Date

Expiration Date

Division:

Hyperion Water Reclamation Plant

Original Contract

\$6,218,090.00

03/23/2016

06/30/2021

Project Manager:

Alan Tran

Exercise Time-

\$0.00

03/31/2021

06/30/2024

Phone:

(310) 648-5995

Financial Summary

Contract

Original Contract Ceiling:	\$6,218,090.00
Amendments (1):	+
	\$0.00
Revised Contract Ceiling:	=
	\$6,218,090.00

Sum of Monitored Tasks (0):	\$0.00
Sum of Tasks Exempted (1):	+
	\$6,218,090.00
Cumulated Task Authority Amount:	=
	\$6,218,090.00
Invoiced To Date:	-
	\$4,687,096.10
Balance:	=
	\$1,530,993.90

Lastest Invoice Data

Total Number of Invoices:	82
Latest Invoice Date:	11/01/2023
Latest Invoice Amount:	\$62,559.69

Invoice Summary

Total Invoice Amounts:	
For Monitored Tasks:	\$0.00
For Exempted Tasks:	\$4,687,096.10
Total:	\$4,687,096.10

Business Inclusion Program Status (Based on Monitored Task Orders)

Business Category	City APL	Weighted Pledged Amount From NTP	Weighted Pledged Percent	Actual Amount Invoiced	Actual Percent	Deviation From Pledge
MBE	12.00%	\$0.00	0.00%	\$0.00	0.00%	0.00%
WBE	2.00%	\$0.00	0.00%	\$0.00	0.00%	0.00%
OBE	0.00%	\$0.00	0.00%	\$0.00	0.00%	0.00%

List of Subconsultants Involved

Personal Services Contract System

STATUS REPORT

Report Date: 12/31/2023
LA Sanitation and Environment

Southern California Disposal & Recycling Co., Inc.

(Grouped with Standard Contract C123215, Business Inclusion Program)

Contract Description: Transfer, Transport, and Disposal Services of City Waste from the West LA Wasteshed

Consultant:	Southern California Disposal Co.			Bureau:	LA Sanitation and Environment
Contract: C123215	Amount	Execution Date	Expiration Date	Division:	Solid Resources -Support Services
Original Contract	\$10,000,000.00	10/31/2013	10/30/2018	Project Manager:	Darshna Patel
Exercise Time-	\$0.00	10/31/2018	10/30/2023	Phone:	(213) 847-2952

Financial Summary

Contract

Original Contract Ceiling:		\$10,000,000.00
Amendments (1):	+	\$0.00
Revised Contract Ceiling:	=	\$10,000,000.00

Sum of Monitored Tasks (1):		\$24,000,000.00
Sum of Tasks Exempted (0):	+	\$0.00
Cumulated Task Authority Amount:	=	\$24,000,000.00
Invoiced To Date:	-	\$20,113,666.75
Balance:	=	\$3,886,333.25

Lastest Invoice Data

Total Number of Invoices:	226
Latest Invoice Date:	12/31/2022
Latest Invoice Amount:	\$108,163.43

Invoice Summary

Total Invoice Amounts:	
For Monitored Tasks:	\$20,113,666.75
For Exempted Tasks:	\$0.00
Total:	\$20,113,666.75

Business Inclusion Program Status (Based on Monitored Task Orders)

Business Category	City APL	Weighted Pledged Amount From NTP	Weighted Pledged Percent	Actual Amount Invoiced	Actual Percent	Deviation From Pledge
MBE	12.00%	\$2,055,616.74	10.22%	\$4,720,880.00	23.47%	13.25%
WBE	2.00%	\$0.00	0.00%	\$0.00	0.00%	0.00%
OBE	0.00%	\$2,480,015.11	12.33%	\$3,419,356.00	17.00%	4.67%

List of Subconsultants Involved

Ibanez Trucking, LLC (OBE)	HA	S. Ibanez DBA Ibanez Trucking (MBE)	HA
----------------------------	----	-------------------------------------	----

Subconsultant count: 2

Personal Services Contract System

STATUS REPORT

Report Date: 12/31/2023
LA Sanitation and Environment

USA Waste of California, Inc dba Waste Management El Sobrante Landfill

(Grouped with Standard Contract C123735, Business Inclusion Program)

Contract Description: For Disposal Services for Residual Municipal Solid Waste in the City of Los Angeles

Consultant: **USA Waste of California, Inc.**

Bureau: **LA Sanitation and Environment**

Contract: C123735	Amount	Execution Date	Expiration Date
Original Contract	N/A	03/12/2014	03/11/2019
Exercise Time-	\$0.00	03/13/2019	09/11/2019
Regular	\$0.00	09/23/2019	03/17/2024

Division: **Solid Resources -Support Services**
Project Manager: **Rowena Romano**
Phone: **(213) 485-3626**

Financial Summary

Contract

Original Contract Ceiling:		N/A
Amendments (2):	+	\$0.00
Revised Contract Ceiling:	=	N/A
Sum of Monitored Tasks (1):		\$57,724,812.00
Sum of Tasks Exempted (0):	+	\$0.00
Cumulated Task Authority Amount:	=	\$57,724,812.00
Invoiced To Date:	-	\$52,711,411.79
Balance:	=	\$5,013,400.21

Lastest Invoice Data

Total Number of Invoices:	92
Latest Invoice Date:	07/01/2021
Latest Invoice Amount:	\$2,091.09

Invoice Summary

Total Invoice Amounts:	
For Monitored Tasks:	\$52,711,411.79
For Exempted Tasks:	\$0.00
Total:	\$52,711,411.79

Business Inclusion Program Status (Based on Monitored Task Orders)

Business Category	City APL	Weighted Pledged Amount From NTP	Weighted Pledged Percent	Actual Amount Invoiced	Actual Percent	Deviation From Pledge
MBE	4.00%	\$0.00	0.00%	\$0.00	0.00%	0.00%
WBE	2.00%	\$0.00	0.00%	\$0.00	0.00%	0.00%
OBE	0.00%	\$0.00	0.00%	\$0.00	0.00%	0.00%

List of Subconsultants Involved

Environmental Compliance Solutions (WBE)	C	Mail and More on Hollywood (OBE)	N/A	PIP Printing of Sun Valley (OBE)	N/A
--	---	----------------------------------	-----	----------------------------------	-----

Subconsultant count: 3

Personal Services Contract System

STATUS REPORT

Report Date: 12/31/2023
LA Sanitation and Environment

Collection Transportation and Processing of Used /Waste Tires for Beneficial Reuse

(Grouped with Standard Contract C125885, Business Inclusion Program)

Contract Description: Service Agreement between the City and B.J. Used Tire and Rubber Recycling , Inc. for Collection, Transportation and Processing of Used/Waste Tires for Beneficial Reuse

Consultant: BJ Used Tire & Rubber Recycling, Inc.	Bureau: LA Sanitation and Environment
Contract: C125885	Division: Solid Resources -Support Services
Original Contract	Project Manager: Ronald Milo
	Phone: (213) 485-3568

Financial Summary

Contract

Original Contract Ceiling:	+	N/A
Amendments (0):		\$0.00
Revised Contract Ceiling:	=	N/A
Sum of Monitored Tasks (0):		\$0.00
Sum of Tasks Exempted (1):	+	\$4,000,000.00
Cumulated Task Authority Amount:	=	\$4,000,000.00
Invoiced To Date:	-	\$406,101.65
Balance:	=	\$3,593,898.35

Lastest Invoice Data

Total Number of Invoices:	157
Latest Invoice Date:	12/29/2020
Latest Invoice Amount:	\$7,994.62

Invoice Summary

Total Invoice Amounts:	
For Monitored Tasks:	\$0.00
For Exempted Tasks:	\$406,101.65
Total:	\$406,101.65

Business Inclusion Program Status (Based on Monitored Task Orders)

Business Category	City APL	Weighted Pledged Amount From NTP	Weighted Pledged Percent	Actual Amount Invoiced	Actual Percent	Deviation From Pledge
MBE	4.00%	\$0.00	0.00%	\$0.00	0.00%	0.00%
WBE	2.00%	\$0.00	0.00%	\$0.00	0.00%	0.00%
OBE	0.00%	\$0.00	0.00%	\$0.00	0.00%	0.00%

List of Subconsultants Involved

Personal Services Contract System

STATUS REPORT

Report Date: 12/31/2023
LA Sanitation and Environment

Receipt, Processing and Reuse of Organic Material Curbside Collection Program

(Grouped with Standard Contract C127499, Business Inclusion Program)

Contract Description: USA Waste of California, Inc. dba Waste Management for the Receipt, Processing, and Reuse of Green Material, Food Material, and/or Horse Manure from the City of Los Angeles' Curbside Collection Program

Consultant:	USA Waste of California, Inc.			Bureau:	LA Sanitation and Environment
Contract: C127499	Amount	Execution Date	Expiration Date	Division:	Solid Resources -Support Services
Original Contract	\$74,477,685.00	05/09/2016	05/08/2021	Project Manager:	Rowena Romano
Regular	\$68,400,000.00	12/08/2021	05/08/2024	Phone:	(213) 485-3626

Financial Summary

Contract

Original Contract Ceiling:		\$74,477,685.00
Amendments (1):	+	\$68,400,000.00
Revised Contract Ceiling:	=	\$142,877,685.00

Sum of Monitored Tasks (1):		\$142,877,685.00
Sum of Tasks Exempted (0):	+	\$0.00
Cumulated Task Authority Amount:	=	\$142,877,685.00
Invoiced To Date:	-	\$98,971,429.89
Balance:	=	\$43,906,255.11

Lastest Invoice Data

Total Number of Invoices:	316
Latest Invoice Date:	01/17/2023
Latest Invoice Amount:	\$351,748.99

Invoice Summary

Total Invoice Amounts:	
For Monitored Tasks:	\$98,971,429.89
For Exempted Tasks:	\$0.00
Total:	\$98,971,429.89

Business Inclusion Program Status (Based on Monitored Task Orders)

Business Category	City APL	Weighted Pledged Amount From NTP	Weighted Pledged Percent	Actual Amount Invoiced	Actual Percent	Deviation From Pledge
MBE	12.00%	\$12,866,285.89	13.00%	\$10,858,701.60	10.97%	-2.03%
WBE	2.00%	\$0.00	0.00%	\$0.00	0.00%	0.00%
OBE	0.00%	\$13,816,411.61	13.96%	\$5,436,723.53	5.49%	-8.47%

List of Subconsultants Involved

Agromin (OBE)	N/A	Ecology Auto Parts, Inc. (Ecology Transport) (OBE)	C	EcoTierra Consulting, Inc. (SBE, EBE)	N/A
J.I. Gandara Transport (MBE)	HA	Santiago Hernandez Trucking (OBE)	N/A		

Subconsultant count: 5

Personal Services Contract System

STATUS REPORT

Report Date: 12/31/2023
LA Sanitation and Environment

B&B Plastics, Inc.

(Grouped with Standard Contract C138039, Business Inclusion Program)

Contract Description: The receipt, collection, transportation, processing, and marketing of salvaged plastic containers from the City of Los Angeles

Consultant: B&B Plastics Inc Contract: C138039 Original Contract	<table border="1" style="width: 100%; border-collapse: collapse;"> <tr> <th style="text-align: center;">Amount</th> <th style="text-align: center;">Execution Date</th> <th style="text-align: center;">Expiration Date</th> </tr> <tr> <td style="text-align: right;">\$750,000.00</td> <td style="text-align: center;">03/16/2021</td> <td style="text-align: center;">03/15/2026</td> </tr> </table>	Amount	Execution Date	Expiration Date	\$750,000.00	03/16/2021	03/15/2026	Bureau: LA Sanitation and Environment Division: Solid Resources -Support Services Project Manager: Ronald Milo Phone: (213) 485-3568
Amount	Execution Date	Expiration Date						
\$750,000.00	03/16/2021	03/15/2026						

Financial Summary

Contract

Original Contract Ceiling:	\$750,000.00		
Amendments (0):	+	\$0.00	
Revised Contract Ceiling:	=	\$750,000.00	
<hr/>			
Sum of Monitored Tasks (1):		\$750,000.00	
Sum of Tasks Exempted (0):	+	\$0.00	
Cumulated Task Authority Amount:	=	\$750,000.00	
Invoiced To Date:	-	\$0.00	
Balance:	=	\$750,000.00	

Lastest Invoice Data

Total Number of Invoices:	0
Latest Invoice Date:	
Latest Invoice Amount:	\$0.00

Invoice Summary

Total Invoice Amounts:	
For Monitored Tasks:	\$0.00
For Exempted Tasks:	\$0.00
Total:	\$0.00

List of Subconsultants Involved

Bestway Recycling Co., Inc. (OBE)	C	Ecoplast Corporation, Inc. (OBE)	N/A
-----------------------------------	---	----------------------------------	-----

Subconsultant count: 2

Personal Services Contract System

STATUS REPORT

Report Date: 12/31/2023
LA Sanitation and Environment

On-Site Truck Wash, Inc.

(Grouped with Standard Contract C139248, Business Inclusion Program)

Contract Description: Mobile fleet washing services. Term is five (5) years with an optional five (5)-year renewal; includes an extension on a month-to-month basis for a maximum of six (6) months.

Consultant: **On Site Truck Washing, Inc.**

Bureau:

LA Sanitation and Environment

Contract: **C139248**

Amount

Execution Date

Expiration Date

Division:

Solid Resources -Support Services

Original Contract

\$1,800,000.00

10/19/2021

10/18/2026

Project Manager:

Jonathan Zari

Phone:

(213) 485-3572

Financial Summary

Contract

Original Contract Ceiling:	\$1,800,000.00
Amendments (0):	+
	\$0.00
Revised Contract Ceiling:	=
	\$1,800,000.00

Sum of Monitored Tasks (1):	\$1,800,000.00
Sum of Tasks Exempted (0):	+
	\$0.00
Cumulated Task Authority Amount:	=
	\$1,800,000.00
Invoiced To Date:	-
	\$143,500.00
Balance:	=
	\$1,656,500.00

Lastest Invoice Data

Total Number of Invoices:	55
Latest Invoice Date:	03/01/2023
Latest Invoice Amount:	\$1,950.00

Invoice Summary

Total Invoice Amounts:	
For Monitored Tasks:	\$143,500.00
For Exempted Tasks:	\$0.00
Total:	\$143,500.00

List of Subconsultants Involved

Personal Services Contract System STATUS REPORT

Report Date: 12/31/2023
LA Sanitation and Environment

Electronic Recyclers International, Inc.

(Grouped with Standard Contract C123999, MBE WBE Outreach Program)

Contract Description: To Provide Electronic Waste (E-Waste) Collection And Recycling Service

Consultant:	Electronic Recyclers of America, LLC			Bureau:	LA Sanitation and Environment
Contract: C123999	Amount	Execution Date	Expiration Date	Division:	Solid Resources Citywide Recycling
Original Contract	\$500,000.00	06/03/2014	06/02/2019	Project Manager:	Yasamin Yarmo
Regular	\$0.00	04/17/2019	06/02/2022	Phone:	(213) 485-3822
Regular	\$0.00	05/26/2022	06/02/2025		

Financial Summary

Contract

Original Contract Ceiling:		\$500,000.00
Amendments (2):	+	\$0.00
Revised Contract Ceiling:	=	\$500,000.00
Sum of Monitored Tasks (1):		\$500,000.00
Sum of Tasks Exempted (0):	+	\$0.00
Cumulated Task Authority Amount:	=	\$500,000.00
Invoiced To Date:	-	\$0.00
Balance:	=	\$500,000.00

Lastest Invoice Data

Total Number of Invoices:	0
Latest Invoice Date:	
Latest Invoice Amount:	\$0.00

Invoice Summary

Total Invoice Amounts:	
For Monitored Tasks:	\$0.00
For Exempted Tasks:	\$0.00
Total:	\$0.00

MBE WBE Outreach Program Status (Based on Monitored Task Orders)

Business Category	City APL	Weighted Pledged Amount From NTP	Weighted Pledged Percent	Actual Amount Invoiced	Actual Percent	Deviation From Pledge
MBE	18.00%	\$0.00	0.00%	\$0.00	0.00%	0.00%
WBE	2.00%	\$0.00	0.00%	\$0.00	0.00%	0.00%
OBE	0.00%	\$0.00	0.00%	\$0.00	0.00%	0.00%

List of Subconsultants Involved

Allied Box Company (OBE)	N/A	Anserteam (OBE)	N/A	Command Center Staffing (OBE)	C
Float Enterprises (WBE)	HA	Inflection Point Solutions (OBE)	N/A	IQ Personnel, Inc. (MBE)	HA
J & R Farms Trucking, Inc. (OBE)	N/A	Nela Enterprises (MBE)	HA	Philip Services (OBE)	C
Sierra Packaging Solutions (OBE)	N/A	United Traffic Services and Supply (WBE)	HA		

Subconsultant count: 11

Personal Services Contract System

STATUS REPORT

Report Date: 12/31/2023
LA Sanitation and Environment

Exclusive Franchise to Provide Collection, Transfer, Processing, and Disposal Services for Solid Resources to Commercial Establishment and Applicable Multifamily Establishment in the East
(Grouped with Standard Contract C128875, Business Inclusion Program)

Contract Description: Exclusive Franchise to Provide Collection, Transfer, Processing, and Disposal Services for Solid Resources to Commercial Establishment and Applicable Multifamily Establishment in the East Downtown Zone

Consultant: Calmet Services Inc Contract: C128875 Original Contract	<table border="1" style="width: 100%; border-collapse: collapse;"> <tr> <th style="width: 20%;">Amount</th> <th style="width: 20%;">Execution Date</th> <th style="width: 20%;">Expiration Date</th> </tr> <tr> <td style="text-align: center;">\$1.00</td> <td style="text-align: center;">01/31/2017</td> <td style="text-align: center;">01/30/2027</td> </tr> </table>	Amount	Execution Date	Expiration Date	\$1.00	01/31/2017	01/30/2027	Bureau: LA Sanitation and Environment Division: Solid Resources Commercial Franchise Division Project Manager: Daniel Meyers Phone: (213) 485-3774
Amount	Execution Date	Expiration Date						
\$1.00	01/31/2017	01/30/2027						

Financial Summary

Contract

Original Contract Ceiling:	\$1.00
Amendments (0):	+
Revised Contract Ceiling:	=
Sum of Monitored Tasks (1):	\$0.00
Sum of Tasks Exempted (0):	+
Cumulated Task Authority Amount:	=
Invoiced To Date:	-
Balance:	=

Lastest Invoice Data

Total Number of Invoices:	0
Latest Invoice Date:	
Latest Invoice Amount:	\$0.00

Invoice Summary

Total Invoice Amounts:	
For Monitored Tasks:	\$0.00
For Exempted Tasks:	\$0.00
Total:	\$0.00

List of Subconsultants Involved

AMREP Inc (OBE)	N/A	Clean Energy Fuels (OBE)	N/A	Consolidated Fabricator Corp (OBE)	C
Container Management Group LLC (WBE)	N/A	Fleetmind Solutions Inc (OBE)	N/A	LACSD (OBE)	N/A
Paramount Resource Recycling (OBE)	N/A	PC Scale Tower (OBE)	N/A	Rehrig Pacific Company (OBE)	N/A
Synoptek (OBE)	N/A	TVI (OBE)	N/A	Zero Waste Energy (OBE)	N/A

Subconsultant count: 12

Personal Services Contract System

STATUS REPORT

Report Date: 12/31/2023
LA Sanitation and Environment

Exclusive Franchise to Provide Collection, Transfer, Processing, and Disposal Services for Solid Resources to Commercial Establishment and Applicable Multifamily Establishments in the Downtown
(Grouped with Standard Contract C128876, Business Inclusion Program)

Contract Description: Exclusive Franchise to Provide Collection, Transfer, Processing, and Disposal Services for Solid Resources to Commercial Establishment and Applicable Multifamily Establishments in the Downtown Zone

Consultant:	NASA Services, Inc.	Bureau:	LA Sanitation and Environment
Contract: C128876	Amount	Execution Date	Expiration Date
Original Contract	\$1.00	01/31/2017	01/30/2027
		Division:	Solid Resources Commercial Franchise Division
		Project Manager:	Daniel Meyers
		Phone:	(213) 485-3774

Financial Summary

Contract

Original Contract Ceiling:	\$1.00
Amendments (0):	+
Revised Contract Ceiling:	=
Sum of Monitored Tasks (1):	\$0.00
Sum of Tasks Exempted (0):	+
Cumulated Task Authority Amount:	=
Invoiced To Date:	-
Balance:	=

Lastest Invoice Data

Total Number of Invoices:	0
Latest Invoice Date:	
Latest Invoice Amount:	\$0.00

Invoice Summary

Total Invoice Amounts:	
For Monitored Tasks:	\$0.00
For Exempted Tasks:	\$0.00
Total:	\$0.00

List of Subconsultants Involved

Adapt Consulting Inc DBA Adapt Ad Specialty (SBE, EBE)	N/A	Clean up America (MBE)	N/A	Consolidated Fabricator Corp (OBE)	C
Container Management Group LLC (MBE)	N/A	Distributors Unlimited (OBE)	N/A	Fleetmind Solutions Inc (OBE)	N/A
Go2Zero Strategies (WBE, SBE)	C	Impact EcoVision Environmental Inc (OBE)	N/A	Isidore Electronics Recycling (WBE)	N/A
Kambrian Corporation (WBE, SBE, EBE)	N/A	Kuba & Associates Inc (OBE)	N/A	MHI Global (Impact Learning Solutions) (OBE)	N/A
S. Groner Associates (SBE, EBE)	C	SSI Schaeffer Systems International (OBE)	C	The Printing Connection (OBE)	N/A
The V Group (OBE)	N/A	True Track LLC (OBE)	N/A	Wastequip Mfg Co LLC (OBE)	N/A

Subconsultant count: 18

Personal Services Contract System

STATUS REPORT

Report Date: 12/31/2023
LA Sanitation and Environment

Exclusive Franchise to Provide Collection, Transfer, Processing, and Disposal Services for Solid Resources to Commercial Establishment and Applicable Multifamily Establishment in the Southeast
(Grouped with Standard Contract C128877, Business Inclusion Program)

Contract Description: Exclusive Franchise to Provide Collection, Transfer, Processing, and Disposal Services for Solid Resources to Commercial Establishment and Applicable Multifamily Establishment in the Southeast Zone

Consultant:	Ware Disposal Company Inc	Bureau:	LA Sanitation and Environment
Contract: C128877	Amount	Execution Date	Expiration Date
Original Contract	\$1.00	01/31/2017	01/30/2027
		Division:	Solid Resources Commercial Franchise Division
		Project Manager:	Daniel Meyers
		Phone:	(213) 485-3774

Financial Summary

Contract

Original Contract Ceiling:	\$1.00
Amendments (0):	+
Revised Contract Ceiling:	=
Sum of Monitored Tasks (1):	\$0.00
Sum of Tasks Exempted (0):	+
Cumulated Task Authority Amount:	=
Invoiced To Date:	-
Balance:	=

Lastest Invoice Data

Total Number of Invoices:	0
Latest Invoice Date:	
Latest Invoice Amount:	\$0.00

Invoice Summary

Total Invoice Amounts:	
For Monitored Tasks:	\$0.00
For Exempted Tasks:	\$0.00
Total:	\$0.00

List of Subconsultants Involved

Daniel R Arguello (SBE, DVBE)	N/A	DYJP DBA Cabo Transport & Services, Int'l., Inc. (MBE)	HA
-------------------------------	-----	--	----

Subconsultant count: 2

Personal Services Contract System

STATUS REPORT

Report Date: 12/31/2023
LA Sanitation and Environment

Exclusive Franchise to Provide Collection, Transfer, Processing, and Disposal Services for Solid Resources to Commercial Establishment and Applicable Multifamily Establishment in the West Valley
(Grouped with Standard Contract C128878, Business Inclusion Program)

Contract Description: Exclusive Franchise to Provide Collection, Transfer, Processing, and Disposal Services for Solid Resources to Commercial Establishment and Applicable Multifamily Establishment in the West Valley and Southeast Valley Zones

Consultant: USA Waste of California, Inc. Contract: C128878 Original Contract	Amount \$1.00	Execution Date 01/31/2017	Expiration Date 01/30/2027	Bureau: LA Sanitation and Environment Division: Solid Resources Commercial Franchise Division Project Manager: Daniel Meyers Phone: (213) 485-3774
---	------------------	-------------------------------------	-------------------------------	---

Financial Summary

Contract

Original Contract Ceiling:	+	\$1.00
Amendments (0):	=	\$0.00
Revised Contract Ceiling:	=	\$1.00
Sum of Monitored Tasks (1):		\$0.00
Sum of Tasks Exempted (0):	+	\$0.00
Cumulated Task Authority Amount:	=	\$0.00
Invoiced To Date:	-	\$0.00
Balance:	=	\$0.00

Lastest Invoice Data

Total Number of Invoices:	0
Latest Invoice Date:	
Latest Invoice Amount:	\$0.00

Invoice Summary

Total Invoice Amounts:	
For Monitored Tasks:	\$0.00
For Exempted Tasks:	\$0.00
Total:	\$0.00

List of Subconsultants Involved

American Language Services (OBE)	N/A	AMREP Inc (OBE)	N/A	Cascadia Consulting Group (OBE)	C
Consolidated Fabricator Corp (OBE)	C	ID Industries (Now DBA as Wastebuilt) (OBE)	HA	J.I. Gandara Transport (MBE)	HA
Los Angeles Beautification Team (OBE)	N/A	Pacoima Beautiful (OBE)	N/A	Paragon Language Services (WBE, SBE, EBE)	N/A
Pinnacle Petroleum, Inc. (WBE)	C	Potential Industries, Inc. (MBE)	APA	Rush Truck Centers (OBE)	N/A
Santiago Hernandez Trucking (OBE)	N/A	Wastequip Toter (OBE)	N/A	Zero Waste Energy (OBE)	N/A

Subconsultant count: 15

Personal Services Contract System

STATUS REPORT

Report Date: 12/31/2023
LA Sanitation and Environment

Exclusive Franchise to Provide Collection, Transfer, Processing, and Disposal Services for Solid Resources to Commercial Establishment and Applicable Multifamily Establishment in the West Los
(Grouped with Standard Contract C128879, Business Inclusion Program)

Contract Description: Exclusive Franchise to Provide Collection, Transfer, Processing, and Disposal Services for Solid Resources to Commercial Establishment and Applicable Multifamily Establishment in the West Los Angeles, North Central and Harbor Zones

Consultant: Arakelian Enterprises, Inc. DBA Athens Services Contract: C128879 Original Contract	Amount \$1.00	Execution Date 01/31/2017	Expiration Date 01/30/2027	Bureau: LA Sanitation and Environment Division: Solid Resources Commercial Franchise Division Project Manager: Daniel Meyers Phone: (213) 485-3774
---	------------------	-------------------------------------	-------------------------------	---

Financial Summary

Contract

Original Contract Ceiling:	+	\$1.00
Amendments (0):	=	\$0.00
Revised Contract Ceiling:		\$1.00
Sum of Monitored Tasks (1):		\$0.00
Sum of Tasks Exempted (0):	+	\$0.00
Cumulated Task Authority Amount:	=	\$0.00
Invoiced To Date:	-	\$0.00
Balance:	=	\$0.00

Lastest Invoice Data

Total Number of Invoices:	0
Latest Invoice Date:	
Latest Invoice Amount:	\$0.00

Invoice Summary

Total Invoice Amounts:	
For Monitored Tasks:	\$0.00
For Exempted Tasks:	\$0.00
Total:	\$0.00

List of Subconsultants Involved

Anaergia Services LLC (OBE)	N/A	Arts Earth Partnership (OBE)	C	Aslan Consulting LLC (WBE, SBE, EBE)	N/A
AXIOM Translations LLC (OBE)	N/A	Chiquita Canyon Landfill (OBE)	N/A	Consensus, Inc.(WBE) (WBE, SBE)	C
Consolidated Fabricator Corp (OBE)	C	Container Management Group LLC (MBE)	N/A	Discovery Cube Los Angeles (OBE)	N/A
Global Green (OBE)	N/A	Green Halo (OBE)	N/A	I:Collect AG / SOEX Group (OBE)	N/A
Isidore Electronics Recycling (WBE)	N/A	J.I. Gandara Transport (MBE)	HA	JJ Keller & Associates (OBE)	N/A
LA Shares (OBE)	N/A	Mario's Trucking, Inc. (OBE)	N/A	Plastics Solutions Inc (OBE)	N/A
reDiscover Center (OBE)	N/A	Schafer Consulting, Inc. (WBE, SBE, EBE)	APA	Soft Pak (OBE)	N/A
Sustainable Works (OBE)	N/A	Three Squares International Inc (WBE, SBE, EBE)	N/A		

Subconsultant count: 23

Personal Services Contract System

STATUS REPORT

Report Date: 12/31/2023
LA Sanitation and Environment

Exclusive Franchise to Provide Collection, Transfer, Processing, and Disposal Services for Solid Resources to Commercial Establishment and Applicable Multifamily Establishment in the South Los
(Grouped with Standard Contract C128880, Business Inclusion Program)

Contract Description: Exclusive Franchise to Provide Collection, Transfer, Processing, and Disposal Services for Solid Resources to Commercial Establishment and Applicable Multifamily Establishment in the South Los Angeles and Northeast Valley Zones

Consultant:	Consolidated Disposal Services, LLC	Bureau:	LA Sanitation and Environment
Contract: C128880	Amount	Execution Date	Expiration Date
Original Contract	\$1.00	01/31/2017	01/30/2027
		Division:	Solid Resources Commercial Franchise Division
		Project Manager:	Daniel Meyers
		Phone:	(213) 485-3774

Financial Summary

Contract

Original Contract Ceiling:	\$1.00
Amendments (0):	+
Revised Contract Ceiling:	=
Sum of Monitored Tasks (1):	\$0.00
Sum of Tasks Exempted (0):	+
Cumulated Task Authority Amount:	=
Invoiced To Date:	-
Balance:	=

Lastest Invoice Data

Total Number of Invoices:	0
Latest Invoice Date:	
Latest Invoice Amount:	\$0.00

Invoice Summary

Total Invoice Amounts:	
For Monitored Tasks:	\$0.00
For Exempted Tasks:	\$0.00
Total:	\$0.00

List of Subconsultants Involved

AAA Rubbish Inc (SBE)	N/A	Agromin (OBE)	N/A	AIMCS Consulting (SBE, EBE)	N/A
A-Mehr Inc (MBE, SBE, EBE)	HA	Anaergia Services LLC (OBE)	N/A	Camland Inc (WBE)	C
Cemex (OBE)	N/A	Chiquita Canyon Landfill (OBE)	N/A	City Terrace Recycling LLC (SBE, EBE)	N/A
Compliance Plus (SBE, EBE)	N/A	Consolidated Fabricator Corp (OBE)	C	Container Management Group LLC (WBE)	N/A
Diversified Energy Supply (OBE)	N/A	DYJP DBA Cabo Transport & Services, Int'l., Inc. (MBE)	HA	Ecology Auto Parts, Inc. (Ecology Transport) (OBE)	C
Environmental Solutions (OBE)	N/A	Finishing Studio (OBE)	N/A	Fleetmind Solutions Inc (OBE)	N/A
GrandMas (SBE, DVBE)	N/A	Harvest Power (OBE)	N/A	Isidore Electronics Recycling (WBE)	N/A
Mariposa Eco Consulting (WBE)	N/A	MEND Meet Each Need with Dignity (OBE)	N/A	Otto Environmental Systems LLC (OBE)	N/A
Pacoima Beautiful (OBE)	N/A	Paragon Language Services (WBE, SBE, EBE)	N/A	Pinnacle Petroleum, Inc. (WBE)	C
Sun Valley Paper Stock, Inc. (OBE)	N/A	Sustain LA (SBE)	N/A	Titan Disposal (MBE)	AA
Universal Waste Systems, Inc. (OBE)	N/A	Wastequip Mfg Co LLC (OBE)	N/A		

Subconsultant count: 32

Personal Services Contract System

STATUS REPORT

Report Date: 12/31/2023
LA Sanitation and Environment

Exclusive Franchise to Provide Collection, Transfer, Processing, and Disposal Services for Solid Resources to Commercial Establishment and Applicable Multifamily Establishments in the Northeast
(Grouped with Standard Contract C128881, Business Inclusion Program)

Contract Description: Exclusive Franchise to Provide Collection, Transfer, Processing, and Disposal Services for Solid Resources to Commercial Establishment and Applicable Multifamily Establishments in the Northeast Zone

Consultant:	Universal Waste Systems, Inc.			Bureau:	LA Sanitation and Environment
Contract: C128881	Amount	Execution Date	Expiration Date	Division:	Solid Resources Commercial Franchise Division
Original Contract	\$1.00	01/31/2017	01/30/2027	Project Manager:	Daniel Meyers
				Phone:	(213) 485-3774

Financial Summary

Contract

Original Contract Ceiling:	\$1.00
Amendments (0):	+
Revised Contract Ceiling:	=
Sum of Monitored Tasks (1):	\$0.00
Sum of Tasks Exempted (0):	+
Cumulated Task Authority Amount:	=
Invoiced To Date:	-
Balance:	=

Lastest Invoice Data

Total Number of Invoices:	0
Latest Invoice Date:	
Latest Invoice Amount:	\$0.00

Invoice Summary

Total Invoice Amounts:	
For Monitored Tasks:	\$0.00
For Exempted Tasks:	\$0.00
Total:	\$0.00

List of Subconsultants Involved

A&B Recycling and Disposal (OBE)	N/A	Angelus Western (OBE)	N/A	Chiquita Canyon Landfill (OBE)	N/A
Clements Environmental (OBE)	C	Consolidated Fabricator Corp (OBE)	C	Container Management Group LLC (WBE)	N/A
Fleetmind Solutions Inc (OBE)	N/A	Isidore Electronics Recycling (WBE)	N/A	Law Offices of Gideon Kracov (SBE)	N/A
MDM Analytics (OBE)	N/A	Pinnacle Petroleum, Inc. (WBE)	C	Rehrig Pacific Company (OBE)	N/A
Schafer Consulting, Inc. (WBE, SBE, EBE)	APA	The Robert Group (WBE, SBE, EBE)	AA	VigilEye Security Systems (OBE)	C

Subconsultant count: 15

Personal Services Contract System STATUS REPORT

Report Date: 12/31/2023
LA Sanitation and Environment

CR&R Incorporated

(Grouped with Standard Contract C123864, Business Inclusion Program)

Contract Description: Hauling of Municipal Solid Waste from CLARTS to Designated Facilities

Consultant: **CR&R, INC.**

Bureau:

LA Sanitation and Environment

Contract: **C123864**

Division:

Solid Resources Processing & Construction

	Amount	Execution Date	Expiration Date
Original Contract	\$79,717,652.00	04/21/2014	04/20/2019
Exercise Time-	\$0.00	03/06/2019	04/20/2020
Regular	\$9,270,664.00	12/07/2020	04/20/2025
Regular	\$9,320,664.00	09/22/2020	04/20/2025

Project Manager:

Thania Flores Soto

Phone:

(213) 847-2931

Financial Summary

Contract

Original Contract Ceiling:		\$79,717,652.00
Amendments (3):	+	\$18,591,328.00
Revised Contract Ceiling:	=	\$98,308,980.00
Sum of Monitored Tasks (1):		\$98,308,980.00
Sum of Tasks Exempted (0):	+	\$0.00
Cumulated Task Authority Amount:	=	\$98,308,980.00
Invoiced To Date:	-	\$17,958,160.57
Balance:	=	\$80,350,819.43

Lastest Invoice Data

Total Number of Invoices:	702
Latest Invoice Date:	12/01/2023
Latest Invoice Amount:	\$34,632.00

Invoice Summary

Total Invoice Amounts:	
For Monitored Tasks:	\$17,958,160.57
For Exempted Tasks:	\$0.00
Total:	\$17,958,160.57

Business Inclusion Program Status (Based on Monitored Task Orders)

Business Category	City APL	Weighted Pledged Amount From NTP	Weighted Pledged Percent	Actual Amount Invoiced	Actual Percent	Deviation From Pledge
MBE	4.00%	\$0.00	0.00%	\$0.00	0.00%	0.00%
WBE	2.00%	\$0.00	0.00%	\$0.00	0.00%	0.00%
OBE	0.00%	\$1,260,662.87	7.02%	\$7,251,888.94	40.38%	33.36%

List of Subconsultants Involved

Cabrera Trucking (OBE)	N/A	Nyahs Trucking (OBE)	N/A	P and J Trucking (OBE)	N/A
Vizcarra Trucking (OBE)	N/A				

Subconsultant count: 4

Personal Services Contract System

STATUS REPORT

Report Date: 12/31/2023
LA Sanitation and Environment

Ecology Auto Parts, Inc.

(Grouped with Standard Contract C123868, Business Inclusion Program)

Contract Description: Hauling of Municipal Solid Waste from CLARTS to Designated Facilities

Consultant: **Ecology Auto Parts, Inc. (Ecology Transport)**

Bureau:

LA Sanitation and Environment

Contract: **C123868**

Division:

Solid Resources Processing & Construction

	Amount	Execution Date	Expiration Date
Original Contract	\$79,717,652.00	04/21/2014	04/20/2019
Exercise Time-	\$0.00	03/06/2019	04/20/2020
Regular	\$9,270,664.00	12/07/2020	04/20/2025
Regular	\$9,320,664.00	09/22/2020	04/20/2025

Project Manager:

Thania Flores Soto

Phone:

(213) 847-2931

Financial Summary

Contract

Original Contract Ceiling:		\$79,717,652.00
Amendments (3):	+	\$18,591,328.00
Revised Contract Ceiling:	=	\$98,308,980.00
Sum of Monitored Tasks (1):		\$98,308,980.00
Sum of Tasks Exempted (0):	+	\$0.00
Cumulated Task Authority Amount:	=	\$98,308,980.00
Invoiced To Date:	-	\$44,982,306.12
Balance:	=	\$53,326,673.88

Lastest Invoice Data

Total Number of Invoices:	2032
Latest Invoice Date:	01/23/2025
Latest Invoice Amount:	\$664.00

Invoice Summary

Total Invoice Amounts:	
For Monitored Tasks:	\$44,982,306.12
For Exempted Tasks:	\$0.00
Total:	\$44,982,306.12

Business Inclusion Program Status (Based on Monitored Task Orders)

Business Category	City APL	Weighted Pledged Amount From NTP	Weighted Pledged Percent	Actual Amount Invoiced	Actual Percent	Deviation From Pledge
MBE	4.00%	\$728,713.36	1.62%	\$0.00	0.00%	-1.62%
WBE	2.00%	\$0.00	0.00%	\$0.00	0.00%	0.00%
SBE	25.00%	\$0.00	0.00%	\$0.00	0.00%	0.00%
EBE	8.00%	\$0.00	0.00%	\$0.00	0.00%	0.00%
DVBE	3.00%	\$4,048,407.55	9.00%	\$0.00	0.00%	-9.00%
OBE	0.00%	\$0.00	0.00%	\$182,851.26	0.40%	0.40%

List of Subconsultants Involved

ID Industries (Now DBA as Wastebuilt) (MBE)	HA	Oasis Fuels Inc. (DVBE)	C	Wastebuilt Environmental Solutions (OBE)	N/A
---	----	-------------------------	---	--	-----

Subconsultant count: 3

Personal Services Contract System

STATUS REPORT

Report Date: 12/31/2023
LA Sanitation and Environment

Pacwest American Scale LLC

(Grouped with Standard Contract C125401, MBE WBE Outreach Program)

Contract Description: For as needed Scale Calibration, Repairs and Maintenance Services

Consultant:	Pacwest American Scale			Bureau:	LA Sanitation and Environment
Contract: C125401	Amount	Execution Date	Expiration Date	Division:	Solid Resources Processing & Construction
Original Contract	N/A	03/17/2015	03/16/2020	Project Manager:	ANDRES COVARRUBIAS
Exercise Time-	\$0.00	08/28/2020	03/16/2025	Phone:	(213) 847-2700

Financial Summary

Contract

Original Contract Ceiling:		N/A
Amendments (1):	+	\$0.00
Revised Contract Ceiling:	=	N/A

Sum of Monitored Tasks (0):		\$0.00
Sum of Tasks Exempted (1):	+	\$500,000.00
Cumulated Task Authority Amount:	=	\$500,000.00
Invoiced To Date:	-	\$272,113.10
Balance:	=	\$227,886.90

Lastest Invoice Data

Total Number of Invoices:	175
Latest Invoice Date:	06/14/2021
Latest Invoice Amount:	\$750.00

Invoice Summary

Total Invoice Amounts:	
For Monitored Tasks:	\$0.00
For Exempted Tasks:	\$272,113.10
Total:	\$272,113.10

MBE WBE Outreach Program Status (Based on Monitored Task Orders)

Business Category	City APL	Weighted Pledged Amount From NTP	Weighted Pledged Percent	Actual Amount Invoiced	Actual Percent	Deviation From Pledge
MBE	12.00%	\$0.00	0.00%	\$0.00	0.00%	0.00%
WBE	2.00%	\$0.00	0.00%	\$0.00	0.00%	0.00%
OBE	0.00%	\$0.00	0.00%	\$0.00	0.00%	0.00%

List of Subconsultants Involved

Personal Services Contract System

STATUS REPORT

Report Date: 12/31/2023
LA Sanitation and Environment

Total Air Analysis, Inc.

(Grouped with Standard Contract C139511, Business Inclusion Program)

Contract Description: Source testing of landfill and compost air pollution control equipment; term is five (5) years with two (2) optional three (3)-year renewals for a potential term of eleven (11) years.

Consultant: **Total Air Analysis, Inc.**

Bureau: **LA Sanitation and Environment**

Contract: C139511	Amount	Execution Date	Expiration Date
Original Contract	\$400,000.00	11/29/2021	11/28/2026

Division: **Solid Resources Processing & Construction**
Project Manager: **Miguel Zermeno**
Phone: **(213) 485-3611**

Financial Summary

Contract

Original Contract Ceiling:		\$400,000.00
Amendments (0):	+	\$0.00
Revised Contract Ceiling:	=	\$400,000.00

Sum of Monitored Tasks (1):		\$400,000.00
Sum of Tasks Exempted (0):	+	\$0.00
Cumulated Task Authority Amount:	=	\$400,000.00
Invoiced To Date:	-	\$44,680.00
Balance:	=	\$355,320.00

Lastest Invoice Data

Total Number of Invoices:	3
Latest Invoice Date:	09/05/2023
Latest Invoice Amount:	\$15,880.00

Invoice Summary

Total Invoice Amounts:	
For Monitored Tasks:	\$44,680.00
For Exempted Tasks:	\$0.00
Total:	\$44,680.00

List of Subconsultants Involved

ALS Environmental (OBE)	N/A	Atmospheric Analysis & Consulting, Inc. (MBE)	SAA	Quantum Analytical Services, Inc. (OBE)	N/A
-------------------------	-----	---	-----	---	-----

Subconsultant count: 3

Personal Services Contract System STATUS REPORT

Report Date: 12/31/2023
LA Sanitation and Environment

R&G Fanucchi Inc.

(Grouped with Standard Contract C140919, MBE WBE Outreach Program)

Contract Description: To provide farm management and farming services at the City owned Green Acres Farm located in Kern County.

Consultant:	R & G Fanucchi Farms			Bureau:	LA Sanitation and Environment
Contract: C140919	Amount	Execution Date	Expiration Date	Division:	Hyperion Water Reclamation Plant
Original Contract	\$35,416,745.00	07/22/2022	07/25/2030	Project Manager:	Alan Tran
				Phone:	(310) 648-5995

Financial Summary

<u>Contract</u>			<u>Latest Invoice Data</u>	
Original Contract Ceiling:		\$35,416,745.00	Total Number of Invoices:	101
Amendments (0):	+	\$0.00	Latest Invoice Date:	11/06/2023
Revised Contract Ceiling:	=	\$35,416,745.00	Latest Invoice Amount:	\$60,598.01
<hr/>			<u>Invoice Summary</u>	
Sum of Monitored Tasks (1):		\$35,416,745.00	Total Invoice Amounts:	
Sum of Tasks Exempted (0):	+	\$0.00	For Monitored Tasks:	\$5,708,596.86
Cumulated Task Authority Amount:	=	\$35,416,745.00	For Exempted Tasks:	\$0.00
Invoiced To Date:	-	\$5,708,596.86		
Balance:	=	\$29,708,148.14	Total:	\$5,708,596.86

List of Subconsultants Involved

Buoni's Custom Spraying (OBE)	N/A	Buttonwillow Warehouse Co., Inc. (OBE)	N/A	Crown Harvesting Inc (OBE)	N/A
Dennis Suburu (OBE)	N/A	Frank Russell Inc (OBE)	N/A	Golden Valley Farm Supply (OBE)	N/A
JMLord Incorporated (OBE)	N/A	Lakeland Aviation Inc (OBE)	N/A	Nutrien Ag Solutions, Inc. (OBE)	N/A
Old River Farming Co., LLC (OBE)	N/A	Pine Mountain Brokerage LLC (OBE)	N/A	Poncetta Farms (OBE)	N/A
Price Disposal Inc (OBE)	N/A	R. Stanley Security Service (OBE)	N/A	S.A. Camp Pump Co (OBE)	N/A
Sawtelle & Rosprim (OBE)	N/A	SignPro (OBE)	N/A	Simplot Grower Solutions (OBE)	N/A
Valley Pacific Petroleum Services, Inc. (OBE)	N/A	Water Associates, LLC (OBE)	N/A	Western Ag Services Inc. (OBE)	N/A
Wholesale Fuels Inc. (OBE)	N/A				

Subconsultant count: 22

Personal Services Contract System

STATUS REPORT

Report Date: 12/31/2023
LA Sanitation and Environment

Loading, Transportation and Beneficial use of City Biosolids

(Grouped with Standard Contract C94375, MBE WBE Outreach Program)

Contract Description: Agreement Between the City of Los Angeles and Responsible Biosolids Management, Inc. for the Loading, Transportation and Beneficial Use of City Biosolids.

Consultant:	Responsible Biosolids Management			Bureau:	LA Sanitation and Environment
Contract: C94375	Amount	Execution Date	Expiration Date	Division:	Hyperion Water Reclamation Plant
Original Contract	\$22,958,000.00	10/28/1996	10/27/1999	Project Manager:	Alan Tran
Regular	\$4,560,000.00	10/28/1998	10/27/1999	Phone:	(310) 648-5995
Regular	\$13,160,000.00	10/27/1999	10/27/2002		
Regular	\$26,770,550.00	09/22/2000	09/22/2010		
Regular	\$10,000,000.00	03/14/2004	09/22/2010		
Regular	\$3,650,000.00	09/17/2010	03/21/2011		
Regular	\$3,000,000.00	03/16/2011	03/21/2011		
Regular	\$24,593,450.00	10/07/2011	11/14/2014		
Regular	\$93,835,000.00	11/15/2014	11/14/2019		
Exercise Time-	\$0.00	11/22/2019	11/14/2022		
Regular	\$34,741,357.00	09/22/2022	11/14/2025		

Financial Summary

Contract		Lastest Invoice Data	
Original Contract Ceiling:	\$22,958,000.00	Total Number of Invoices:	894
Amendments (10):	+ \$214,310,357.00	Latest Invoice Date:	11/30/2023
Revised Contract Ceiling:	= \$237,268,357.00	Latest Invoice Amount:	\$314,158.53
Sum of Monitored Tasks (1):	\$237,268,357.00	Invoice Summary	
Sum of Tasks Exempted (0):	+ \$0.00	Total Invoice Amounts:	
Cumulated Task Authority Amount:	= \$237,268,357.00	For Monitored Tasks:	\$171,812,694.50
Invoiced To Date:	- \$171,812,694.50	For Exempted Tasks:	\$0.00
Balance:	= \$65,455,662.50	Total:	\$171,812,694.50

MBE WBE Outreach Program Status (Based on Monitored Task Orders)

Business Category	City APL	Weighted Pledged Amount From NTP	Weighted Pledged Percent	Actual Amount Invoiced	Actual Percent	Deviation From Pledge
MBE	0.09%	\$188,993.96	0.11%	\$274,000.75	0.15%	0.04%
WBE	14.06%	\$37,833,155.33	22.02%	\$33,553,230.00	19.52%	-2.50%
OBE	0.00%	\$30,891,922.47	17.98%	\$43,936,802.76	25.57%	7.59%

List of Subconsultants Involved

Batups & Sons (MBE)	APA	Fleet Transport (OBE)	C	Lutrel Trucking (OBE)	N/A
MP Environmental Services, Inc. (WBE)	HA	Payne Allied Trucking Inc (OBE)	N/A	Schmidt Trucking (WBE)	C
Sierra Transport, Inc. (OBE)	C	Sierra Transport, Inc. (WBE)	C	Valley West Services (OBE)	N/A
Western Express Transporters (OBE)	N/A				

Subconsultant count: 10

Personal Services Contract System

STATUS REPORT

Report Date: 12/31/2023
LA Sanitation and Environment

Five Keys Schools and Programs for Mobile Pit Stop Program

(Grouped with Standard Contract C138634, Business Inclusion Program)

Contract Description: Mobile Pit Stop Bathroom and Showers

Consultant:	Five Keys School and Program			Bureau:	LA Sanitation and Environment
Contract: C138634	Amount	Execution Date	Expiration Date	Division:	Livability Services Division
Original Contract	\$6,002,010.00	07/01/2021	06/30/2022	Project Manager:	Gabriel Miranda
Regular	\$4,700,000.00	03/11/2022	06/30/2023	Phone:	(213) 440-2696
Regular	\$0.00	06/22/2022	06/30/2023		

Financial Summary

Contract

Original Contract Ceiling:		\$6,002,010.00
Amendments (2):	+	\$4,700,000.00
Revised Contract Ceiling:	=	\$10,702,010.00
Sum of Monitored Tasks (0):		\$0.00
Sum of Tasks Exempted (1):	+	\$10,702,010.00
Cumulated Task Authority Amount:	=	\$10,702,010.00
Invoiced To Date:	-	\$1,982,522.49
Balance:	=	\$8,719,487.51

Latest Invoice Data

Total Number of Invoices:	17
Latest Invoice Date:	01/05/2023
Latest Invoice Amount:	\$113,032.32

Invoice Summary

Total Invoice Amounts:	
For Monitored Tasks:	\$0.00
For Exempted Tasks:	\$1,982,522.49
Total:	\$1,982,522.49

List of Subconsultants Involved

Personal Services Contract System

STATUS REPORT

Report Date: 12/31/2023
LA Sanitation and Environment

Repair and Maintenance of Automated Vehicle Wash Facilities

(Grouped with Standard Contract C128194, Business Inclusion Program)

Contract Description: For the repair and maintenance services for automated vehicle wash facilities.

Consultant:	EST Companies			Bureau:	LA Sanitation and Environment
Contract: C128194	Amount	Execution Date	Expiration Date	Division:	Solid Resources -Support Services
Original Contract	\$800,000.00	09/13/2016	09/12/2021	Project Manager:	Jonathan Zari
Exercise Time-	\$0.00	04/07/2021	09/21/2026	Phone:	(213) 485-3572

Financial Summary

Contract

Original Contract Ceiling:		\$800,000.00
Amendments (1):	+	\$0.00
Revised Contract Ceiling:	=	\$800,000.00

Sum of Monitored Tasks (1):		\$800,000.00
Sum of Tasks Exempted (0):	+	\$0.00
Cumulated Task Authority Amount:	=	\$800,000.00
Invoiced To Date:	-	\$446,404.59
Balance:	=	\$353,595.41

Lastest Invoice Data

Total Number of Invoices:	382
Latest Invoice Date:	04/19/2023
Latest Invoice Amount:	\$1,240.10

Invoice Summary

Total Invoice Amounts:	
For Monitored Tasks:	\$446,404.59
For Exempted Tasks:	\$0.00
Total:	\$446,404.59

List of Subconsultants Involved

Personal Services Contract System

STATUS REPORT

Report Date: 12/31/2023
LA Sanitation and Environment

Rehrig Pacific for Supply of Automated Containers and Ancillary Services

(Grouped with Standard Contract C133661, Business Inclusion Program)

Contract Description:

Consultant:	Rehrig Pacific Company			Bureau:	LA Sanitation and Environment
Contract: C133661	Amount	Execution Date	Expiration Date	Division:	Solid Resources -Support Services
Original Contract	\$304,000,000.00	08/07/2019	08/06/2029	Project Manager:	Jonathan Zari
				Phone:	(213) 485-3572

Financial Summary

Contract

Original Contract Ceiling:		\$304,000,000.00
Amendments (0):	+	\$0.00
Revised Contract Ceiling:	=	\$304,000,000.00

Sum of Monitored Tasks (1):		\$294,708,378.00
Sum of Tasks Exempted (0):	+	\$0.00
Cumulated Task Authority Amount:	=	\$294,708,378.00
Invoiced To Date:	-	\$42,333,855.83
Balance:	=	\$252,374,522.17

Lastest Invoice Data

Total Number of Invoices:	301
Latest Invoice Date:	11/30/2023
Latest Invoice Amount:	\$405,130.38

Invoice Summary

Total Invoice Amounts:	
For Monitored Tasks:	\$42,333,855.83
For Exempted Tasks:	\$0.00
Total:	\$42,333,855.83

List of Subconsultants Involved

ACT - Atlas Holdings, Inc. (OBE)	N/A	American Diversity (OBE)	N/A	Arturo Ceja (dba Ceja Trucking) (MBE)	HA
Belson Outdoors, LLC (OBE)	N/A	Big Belly Solar, Inc (OBE)	C	Consolidated Fabricator Corp (OBE)	C
Container Management Group LLC (OBE)	N/A	DYJP DBA Cabo Transport & Services, Int'l., Inc. (MBE)	HA	Geo Plastics (OBE)	N/A
Midwest Fabrication Co. (OBE)	C	Perspective Manufacturing (OBE)	N/A	PolyFlex (OBE)	N/A
Public Special Commodities (MBE)	HA	Romo, Inc (OBE)	N/A		

Subconsultant count: 14

Personal Services Contract System

STATUS REPORT

Report Date: 12/31/2023
LA Sanitation and Environment

IPL North America, Inc.

(Grouped with Standard Contract C134248, Business Inclusion Program)

Contract Description: Supply of automated containers and ancillary services (Secondary Contractor)

Consultant: Innovative Packaging Leaders, Inc. (IPL Plastics, Inc.) Contract: C134248 Original Contract	Amount \$10,110,756.00	Execution Date 10/18/2019	Expiration Date 10/17/2029	Bureau: Division: Project Manager: Phone:	LA Sanitation and Environment Solid Resources -Support Services Jonathan Zari (213) 485-3572
---	---------------------------	-------------------------------------	-------------------------------	--	---

Financial Summary

Contract

Original Contract Ceiling:	\$10,110,756.00
Amendments (0):	+
Revised Contract Ceiling:	= \$10,110,756.00

Sum of Monitored Tasks (1):	\$10,110,756.00
Sum of Tasks Exempted (0):	+
Cumulated Task Authority Amount:	= \$10,110,756.00
Invoiced To Date:	- \$740,022.24
Balance:	= \$9,370,733.76

Lastest Invoice Data

Total Number of Invoices:	9
Latest Invoice Date:	06/17/2022
Latest Invoice Amount:	\$87,061.44

Invoice Summary

Total Invoice Amounts:	
For Monitored Tasks:	\$740,022.24
For Exempted Tasks:	\$0.00
Total:	\$740,022.24

Business Inclusion Program Status (Based on Monitored Task Orders)

Business Category	City APL	Weighted Pledged Amount From NTP	Weighted Pledged Percent	Actual Amount Invoiced	Actual Percent	Deviation From Pledge
OBE	22.83%	\$168,947.08	22.83%	\$102,907.80	13.90%	-8.93%

List of Subconsultants Involved

Geo Plastics (OBE)	N/A	Mason Machinings Inc. (OBE)	N/A	Sierra Container Group (OBE)	N/A
--------------------	-----	-----------------------------	-----	------------------------------	-----

Subconsultant count: 3

Personal Services Contract System
STATUS REPORT

Report Date: 12/31/2023
LA Sanitation and Environment

Recology Blossom Valley Organics - South

(Grouped with Standard Contract C142417, Business Inclusion Program)

Contract Description: Personal Services Contract for the receipt, transfer, processing, and beneficial reuse of organic waste from the City of Los Angeles

Consultant:	Recology Blossom Valley Organics South			Bureau:	LA Sanitation and Environment
Contract: C142417	Amount	Execution Date	Expiration Date	Division:	Solid Resources -Support Services
Original Contract	\$251,793,974.00	01/12/2023	12/31/2027	Project Manager:	JAMES ROSKA
				Phone:	(213) 485-2988

Financial Summary

Contract

Original Contract Ceiling:		\$251,793,974.00
Amendments (0):	+	\$0.00
Revised Contract Ceiling:	=	\$251,793,974.00

Sum of Monitored Tasks (1):		\$251,793,974.00
Sum of Tasks Exempted (0):	+	\$0.00
Cumulated Task Authority Amount:	=	\$251,793,974.00
Invoiced To Date:	-	\$0.00
Balance:	=	\$251,793,974.00

Lastest Invoice Data

Total Number of Invoices:	0
Latest Invoice Date:	
Latest Invoice Amount:	\$0.00

Invoice Summary

Total Invoice Amounts:	
For Monitored Tasks:	\$0.00
For Exempted Tasks:	\$0.00
Total:	\$0.00

List of Subconsultants Involved

Personal Services Contract System

STATUS REPORT

Report Date: 12/31/2023
LA Sanitation and Environment

Waste Management Recycling and Disposal Services of California, Inc.

(Grouped with Standard Contract C142418, Business Inclusion Program)

Contract Description: Personal Services Contract for the receipt, transfer, processing, and beneficial reuse of organic waste from the City of Los Angeles

Consultant: Waste Management Disposal Services of Calif., Inc.	Bureau: LA Sanitation and Environment
Contract: C142418	Division: Solid Resources -Support Services
Original Contract	Project Manager: JAMES ROSKA
Amount: \$734,995,195.00	Phone: (213) 485-2988
Execution Date: 01/12/2023	
Expiration Date: 12/31/2027	

Financial Summary

Contract

Original Contract Ceiling:	\$734,995,195.00
Amendments (0):	+
	\$0.00
Revised Contract Ceiling:	=
	\$734,995,195.00
Sum of Monitored Tasks (1):	\$734,995,195.00
Sum of Tasks Exempted (0):	+
	\$0.00
Cumulated Task Authority Amount:	=
	\$734,995,195.00
Invoiced To Date:	-
	\$2,933,506.70
Balance:	=
	\$732,061,688.30

Lastest Invoice Data

Total Number of Invoices:	3
Latest Invoice Date:	07/16/2023
Latest Invoice Amount:	\$766,308.50

Invoice Summary

Total Invoice Amounts:	
For Monitored Tasks:	\$2,933,506.70
For Exempted Tasks:	\$0.00
Total:	\$2,933,506.70

List of Subconsultants Involved

Ecology Auto Parts, Inc. (Ecology Transport) (OBE)	C	J.I. Gandara Transport (MBE)	HA	Kochergen Farms Composting Inc (OBE)	N/A
Quinn Power Systems (OBE)	N/A	Ramcast Ornamental Supply Co, Inc (OBE)	N/A	Recology Blossom Valley Organics South (OBE)	N/A
Santiago Hernandez Trucking (OBE)	N/A	Synagro West, Inc. (OBE)	N/A		

Subconsultant count: 8

Personal Services Contract System
STATUS REPORT

Report Date: 12/31/2023
LA Sanitation and Environment

Arekelian Enterprises, Inc. (dba Athens Services)

(Grouped with Standard Contract C142419, Business Inclusion Program)

Contract Description: Personal Services Contract for the receipt, transfer, processing, and beneficial reuse of organic waste from the City of Los Angeles

Consultant: Arakelian Enterprises, Inc. DBA Athens Services	Bureau: LA Sanitation and Environment
Contract: C142419	Division: Solid Resources -Support Services
Original Contract	Project Manager: JAMES ROSKA
	Phone: (213) 485-2988

Financial Summary

Contract

Original Contract Ceiling:	\$687,031,879.00
Amendments (0):	+ \$0.00
Revised Contract Ceiling:	= \$687,031,879.00
Sum of Monitored Tasks (1):	\$687,031,879.00
Sum of Tasks Exempted (0):	+ \$0.00
Cumulated Task Authority Amount:	= \$687,031,879.00
Invoiced To Date:	- \$0.00
Balance:	= \$687,031,879.00

Lastest Invoice Data

Total Number of Invoices:	0
Latest Invoice Date:	
Latest Invoice Amount:	\$0.00

Invoice Summary

Total Invoice Amounts:	
For Monitored Tasks:	\$0.00
For Exempted Tasks:	\$0.00
Total:	\$0.00

List of Subconsultants Involved

Go2Zero Strategies (WBE, SBE, EBE)	C
------------------------------------	---

Subconsultant count: 1

Personal Services Contract System

STATUS REPORT

Report Date: 12/31/2023
LA Sanitation and Environment

Ensafe Inc.

(Grouped with Sanitation On-Call Consultants - Brownfields Program, Business Inclusion Program)

Contract Description: Environmental Site Assessment and Technical Support Services for the Brownfields Program

Consultant:	Ensafe Inc.			Bureau:	LA Sanitation and Environment
Contract: C134523	Amount	Execution Date	Expiration Date	Division:	Solid Resources Citywide Recycling
Original Contract	N/A	11/26/2019	11/25/2024	Project Manager:	COLETTE MONELL
				Phone:	(213) 485-2390

Financial Summary

Contract			Lastest Invoice Data	
Original Contract Ceiling:		N/A	Total Number of Invoices:	8
Amendments (0):	+	\$0.00	Latest Invoice Date:	12/27/2022
Revised Contract Ceiling:	=	N/A	Latest Invoice Amount:	\$1,062.48
Sum of Monitored Tasks (1):			Invoice Summary	
Sum of Tasks Exempted (0):	+	\$0.00	Total Invoice Amounts:	
Cumulated Task Authority Amount:	=	\$0.00	For Monitored Tasks:	\$37,926.74
Invoiced To Date:	-	\$37,926.74	For Exempted Tasks:	\$0.00
Balance:	=	(\$37,926.74)	Total:	\$37,926.74

List of Subconsultants Involved

ABC Liovin Drilling, Inc. (SBE)	C	Associated Consulting Civil & Environmental Svcs Inc	N/A	BC Laboratories, Inc. (dba Environmental Laboratory)	C
Blaine Tech Services, Inc. (OBE)	C	EFI Global Inc. (OBE)	N/A	EMAX Laboratories, Inc. ()	APA
Environmental Treatment dba Advanced Technology	HA	H&P Mobile Geochemistry, Inc. ()	C	IO Environmental & Infrastructure, Inc. ()	N/A
Jones Environmental, Inc. ()	N/A	Laurel Civil & Environmental Consultants ()	N/A	Ocean Blue Environmental Services, Inc. ()	APA
Orange Coast Analytical, Inc. ()	C	Pacific Coast Locators, Inc. (OBE)	C	SCST, Inc. ()	N/A
SubSurface Surveys & Associates, Inc. ()	C	USA EPC Group, Inc. ()	N/A		

Subconsultant count: 17

Personal Services Contract System

STATUS REPORT

Report Date: 12/31/2023
LA Sanitation and Environment

Ninyo & Moore Geotechnical Consultants, Inc.

(Grouped with Sanitation On-Call Consultants - Brownfields Program, Business Inclusion Program)

Contract Description: Environmental Site Assessment and Technical Support Services for the Brownfields Program

Consultant:	Ninyo & Moore			Bureau:	LA Sanitation and Environment
Contract: C134524	Amount	Execution Date	Expiration Date	Division:	Solid Resources Citywide Recycling
Original Contract	N/A	11/26/2019	11/25/2024	Project Manager:	COLETTE MONELL
				Phone:	(213) 485-2390

Financial Summary

Contract		
Original Contract Ceiling:		N/A
Amendments (0):	+	\$0.00
Revised Contract Ceiling:	=	N/A
<hr/>		
Sum of Monitored Tasks (2):		\$2,908,871.00
Sum of Tasks Exempted (0):	+	\$0.00
Cumulated Task Authority Amount:	=	\$2,908,871.00
Invoiced To Date:	-	\$41,791.81
Balance:	=	\$2,867,079.19

Lastest Invoice Data	
Total Number of Invoices:	8
Latest Invoice Date:	09/26/2022
Latest Invoice Amount:	\$9,279.24

Invoice Summary

Total Invoice Amounts:	
For Monitored Tasks:	\$41,791.81
For Exempted Tasks:	\$0.00
Total:	\$41,791.81

List of Subconsultants Involved

ABC Liovin Drilling, Inc. (SBE)	C	American Integrated Services, Inc. (MBE)	HA	ASSET Laboratories (SBE)	SAA
Associated Consulting Civil & Environmental Svcs Inc	N/A	BC 2 Environmental Corp. (SBE)	N/A	Blaine Tech Services, Inc. (WBE, SBE)	C
Calvada Surveying, Inc. (MBE, SBE, DVBE)	HA	Colbert Group (SBE)	N/A	EMAX Laboratories, Inc. (SBE)	APA
EMSL Analytical, Inc. ()	C	E-Nor Innovations, Inc. (MBE, SBE, DVBE)	AA	Enthalpy Analytical ()	HA
Environmental Treatment dba Advanced Technology	HA	Enviro-Tox ()	HA	Health Science Associates, Inc. (SBE)	N/A
Innovative Construction Solutions (OBE)	C	InterPhase Environmental, Inc. ()	APA	Jones Environmental, Inc. (MBE, SBE, EBE)	N/A
Laurel Civil & Environmental Consultants (WBE, SBE, EBE)	N/A	Orange Coast Analytical, Inc. (WBE, SBE, EBE)	C	PanGIS, Inc. (WBE, SBE)	C
Performance Analytical Laboratories, Inc. (WBE, SBE,	C	SCST, Inc. (OBE)	N/A	SubSurface Surveys & Associates, Inc. (SBE)	C
SunStar Laboratories, Inc. (SBE)	N/A	Ultrasystems Environmental Incorporated (WBE)	C	USA EPC Group, Inc. (SBE, EBE, DVBE)	N/A
Watearth (WBE)	C				

Subconsultant count: 28

Personal Services Contract System

STATUS REPORT

Report Date: 12/31/2023
LA Sanitation and Environment

Stantec Consulting Services, Inc.

(Grouped with Sanitation On-Call Consultants - Brownfields Program, Business Inclusion Program)

Contract Description: Environmental Site Assessment and Technical Support Services for the Brownfields Program

Consultant:	Stantec Consulting Services, Inc.			Bureau:	LA Sanitation and Environment
Contract: C134525	Amount	Execution Date	Expiration Date	Division:	Solid Resources Citywide Recycling
Original Contract	N/A	11/26/2019	11/25/2024	Project Manager:	COLETTE MONELL
				Phone:	(213) 485-2390

Financial Summary

Contract			Lastest Invoice Data	
Original Contract Ceiling:		N/A	Total Number of Invoices:	14
Amendments (0):	+	\$0.00	Latest Invoice Date:	11/13/2023
Revised Contract Ceiling:	=	N/A	Latest Invoice Amount:	\$5,259.22
Sum of Monitored Tasks (5):			Invoice Summary	
Sum of Tasks Exempted (0):	+	\$323,272.25	Total Invoice Amounts:	
Cumulated Task Authority Amount:	=	\$323,272.25	For Monitored Tasks:	\$215,047.89
Invoiced To Date:	-	\$215,047.89	For Exempted Tasks:	\$0.00
Balance:	=	\$108,224.36	Total:	\$215,047.89

List of Subconsultants Involved

ABC Liovin Drilling, Inc. (I)	C	AESCO Tech, Inc. (WBE, SBE, EBE)	C	Alpha Traffic Services (WBE, SBE)	N/A
American Analytics (WBE, SBE, EBE)	C	ASSET Laboratories (MBE, SBE)	SAA	Belshire Environmental Services, Inc. (WBE, SBE)	C
Blaine Tech Services, Inc. (I)	C	Calvada Surveying, Inc. (MBE, SBE, DVBE)	HA	CES Group, Inc. (SBE, EBE)	N/A
Consensus Inc. (WBE, SBE)	N/A	Converse Consultants (as SBE Sub) (MBE, SBE)	SAA	Coriolis Enterprises, Inc. (MBE, SBE)	N/A
EFI Global Inc. (OBE)	N/A	EMAX Laboratories, Inc. (I)	APA	EMSL Analytical, Inc. (OBE)	C
Environmental Treatment dba Advanced Technology	HA	Eurofins Calscience, Inc. (OBE)	C	Ground Penetrating Radar Systems, Inc. (OBE)	C
H&P Mobile Geochemistry, Inc. (WBE, SBE, EBE)	C	InterPhase Environmental, Inc. (SBE)	APA	Jones Environmental, Inc. (OBE)	N/A
Laurel Civil & Environmental Consultants (WBE, SBE, EBE)	N/A	M2 Resource Consulting, Inc. (WBE, SBE, EBE)	C	Methane Specialists (OBE)	C
Michael Baker International, Inc. (OBE)	C	OFRS Inc. (I)	N/A	Orange Coast Analytical, Inc. (OBE)	C
Pacific Coast Locators, Inc. (OBE)	C	PanGIS, Inc. (WBE, SBE, EBE)	C	Performance Analytical Laboratories, Inc. (WBE, SBE,	C
Southwest Geophysics, Inc. (OBE)	C	SunStar Laboratories, Inc. (I)	N/A	The Morcos Group (WBE, SBE, EBE)	C
USA EPC Group, Inc. (SBE, EBE, DVBE)	N/A	Watearth (WBE, SBE, EBE)	C		

Subconsultant count: 35

Personal Services Contract System

STATUS REPORT

Report Date: 12/31/2023
LA Sanitation and Environment

Pinnacle Environmental Technologies

(Grouped with Sanitation On-Call Consultants - Brownfields Program, Business Inclusion Program)

Contract Description: Environmental Site Assessment and Technical Support Services for the Brownfields Program

Consultant:	Pinnacle Environmental Technologies			Bureau:	LA Sanitation and Environment
Contract: C134526	Amount	Execution Date	Expiration Date	Division:	Solid Resources Citywide Recycling
Original Contract	N/A	11/26/2019	11/25/2024	Project Manager:	COLETTE MONELL
				Phone:	(213) 485-2390

Financial Summary

Contract		
Original Contract Ceiling:		N/A
Amendments (0):	+	\$0.00
Revised Contract Ceiling:	=	N/A
Sum of Monitored Tasks (3):		\$39,861.75
Sum of Tasks Exempted (0):	+	\$0.00
Cumulated Task Authority Amount:	=	\$39,861.75
Invoiced To Date:	-	\$9,590.00
Balance:	=	\$30,271.75

Lastest Invoice Data		
Total Number of Invoices:		3
Latest Invoice Date:		03/23/2023
Latest Invoice Amount:		\$3,920.00

Invoice Summary

Total Invoice Amounts:	
For Monitored Tasks:	\$9,590.00
For Exempted Tasks:	\$0.00
Total:	\$9,590.00

List of Subconsultants Involved

ABC Liovin Drilling, Inc. (SBE)	C	American Analytics (WBE, SBE)	C	American Environmental Testing Laboratory, Inc. (SBE,	C
Applied EarthWorks, Inc. (OBE)	C	ASSET Laboratories (SBE)	SAA	Atmospheric Analysis & Consulting, Inc. (MBE)	SAA
B2 Environmental (OBE)	N/A	Belshire Environmental Services, Inc. (WBE, SBE)	C	Blaine Tech Services, Inc. (SBE)	C
California Asbestos Consultants (SBE)	N/A	Cascade Drilling Inc. (OBE)	C	EFI Global Inc. (OBE)	N/A
Enthalpy Analytical (OBE)	HA	Environmental Treatment dba Advanced Technology	HA	Evair GIS Consulting (SBE)	C
Frontier Analytical Laboratory (OBE)	N/A	GeoMat Testing Laboratories (OBE)	N/A	Geoscience Analytical (OBE)	C
Getter Engineering, Inc. (dba ProjectLine Technical	APA	H&P Mobile Geochemistry, Inc. (WBE, SBE)	C	Health Science Associates, Inc. (SBE)	N/A
Innovative Construction Solutions (OBE)	C	IO Environmental & Infrastructure, Inc. (SBE, DVBE)	N/A	Jones Environmental, Inc. (SBE)	N/A
Laurel Civil & Environmental Consultants (WBE, SBE)	N/A	Lettis Consultants International, Inc. (OBE)	C	Orange Coast Analytical, Inc. (WBE, SBE)	C
Paleo Solutions, Inc. (WBE, SBE)	C	PanGIS, Inc. (WBE)	C	Patriot Environmental Laboratory (SBE)	N/A
Performance Analytical Laboratories, Inc. (WBE, SBE)	C	SCST, Inc. (DVBE)	N/A	SunStar Laboratories, Inc. (OBE)	N/A
Urban Geology (SBE)	C	USA EPC Group, Inc. (SBE, DVBE)	N/A		

Subconsultant count: 35

Personal Services Contract System STATUS REPORT

Report Date: 12/31/2023
LA Sanitation and Environment

Rincon Consultants, Inc.

(Grouped with Sanitation On-Call Consultants - Brownfields Program, Business Inclusion Program)

Contract Description: Environmental Site Assessment and Technical Support Services for the Brownfields Program

Consultant:	Rincon Consultants, Inc.			Bureau:	LA Sanitation and Environment
Contract: C134527	Amount	Execution Date	Expiration Date	Division:	Solid Resources Citywide Recycling
Original Contract	N/A	11/26/2019	11/25/2024	Project Manager:	COLETTE MONELL
				Phone:	(213) 485-2390

Financial Summary

Contract			Lastest Invoice Data	
Original Contract Ceiling:		N/A	Total Number of Invoices:	2
Amendments (0):	+	\$0.00	Latest Invoice Date:	05/28/2021
Revised Contract Ceiling:	=	N/A	Latest Invoice Amount:	\$3,118.00
Sum of Monitored Tasks (2):			Invoice Summary	
Sum of Tasks Exempted (0):	+	\$0.00	Total Invoice Amounts:	
Cumulated Task Authority Amount:	=	\$5,638.00	For Monitored Tasks:	\$5,638.00
Invoiced To Date:	-	\$5,638.00	For Exempted Tasks:	\$0.00
Balance:	=	\$0.00	Total:	\$5,638.00

List of Subconsultants Involved

American Environmental Testing Laboratory, Inc. (SBE, C)	American Integrated Services, Inc. (MBE) HA	American Scientific Laboratories, LLC (SBE, EBE) C
ASSET Laboratories () SAA	Atmospheric Analysis & Consulting, Inc. (MBE) SAA	BC 2 Environmental Corp. (SBE) N/A
BC Laboratories dba Weck Laboratories, Inc. (WBE) HA	Belshire Environmental Services, Inc. (WBE) C	Environmental Treatment dba Advanced Technology HA
H&P Mobile Geochemistry, Inc. (WBE) C	InterPhase Environmental, Inc. (SBE, EBE) APA	IO Environmental & Infrastructure, Inc. (SBE, DVBE) N/A
Jones Environmental, Inc. (SBE, EBE) N/A	Laurel Civil & Environmental Consultants (WBE, SBE, EBE) N/A	Martini Drilling Corp. (MBE) HA
National Demolition Contractors (WBE) N/A	Orange Coast Analytical, Inc. (WBE, SBE, EBE) C	Performance Analytical Laboratories, Inc. (WBE, SBE, C
SubSurface Surveys & Associates, Inc. (SBE, EBE) C	SunStar Laboratories, Inc. (SBE) N/A	USA EPC Group, Inc. (SBE, EBE, DVBE) N/A
Watearth (WBE, SBE, EBE) C		

Subconsultant count: 22

Personal Services Contract System STATUS REPORT

Report Date: 12/31/2023
LA Sanitation and Environment

Hazen and Sawyer

(Grouped with Sanitation On-Call Consultants - WESD, Business Inclusion Program)

Contract Description: Planning and Technical Services for Wastewater, Stormwater, and Solid Resources Programs

Consultant: **Hazen & Sawyer, P.C.**

Bureau: **LA Sanitation and Environment**

Contract: C124322	Amount	Execution Date	Expiration Date
Original Contract	N/A	07/28/2014	07/27/2019
Exercise Time-	\$0.00	07/15/2019	07/23/2024

Division: **Administration**
Project Manager: **Nancy Lantin**
Phone: **(323) 342-6020**

Financial Summary

Contract

Original Contract Ceiling:		N/A
Amendments (1):	+	\$0.00
Revised Contract Ceiling:	=	N/A

Sum of Monitored Tasks (4):		\$5,455,000.00
Sum of Tasks Exempted (0):	+	\$0.00
Cumulated Task Authority Amount:	=	\$5,455,000.00
Invoiced To Date:	-	\$827,240.67
Balance:	=	\$4,627,759.33

Lastest Invoice Data

Total Number of Invoices:	42
Latest Invoice Date:	03/09/2023
Latest Invoice Amount:	\$12,185.94

Invoice Summary

Total Invoice Amounts:	
For Monitored Tasks:	\$827,240.67
For Exempted Tasks:	\$0.00
Total:	\$827,240.67

Business Inclusion Program Status (Based on Monitored Task Orders)

Business Category	City APL	Weighted Pledged Amount From NTP	Weighted Pledged Percent	Actual Amount Invoiced	Actual Percent	Deviation From Pledge
MBE	18.00%	\$123,043.19	14.87%	\$46,205.00	5.58%	-9.29%
WBE	4.00%	\$45,306.07	5.48%	\$15,426.00	1.86%	-3.62%
SBE	25.00%	\$187,168.70	22.63%	\$147,092.00	17.78%	-4.85%
EBE	8.00%	\$167,931.05	20.30%	\$131,666.00	15.91%	-4.39%
DVBE	3.00%	\$0.00	0.00%	\$0.00	0.00%	0.00%
OBE	0.00%	\$381,247.87	46.09%	\$200,999.25	24.29%	-21.80%

List of Subconsultants Involved

A1 Management & Inspection, Inc (WBE, SBE, EBE)	C	AESCO Tech, Inc. (WBE)	C	Base + Birge Engineering (MBE)	AA
California Watershed Engineering (CWE) (MBE)	SAA	Cambria Solutions, Inc. (MBE)	APA	CDM Smith Inc. (OBE)	C
CH2M Hill Engineers, Inc. (subsidiary of Jacobs) (OBE)	C	Clean Lakes Inc. (SBE, EBE)	N/A	Craftwater Engineering Inc (aka CEI) (SBE, EBE, DVBE)	N/A
David Jenkins & Associates, Inc. (OBE)	C	DDDB Engineering, Inc. (WBE)	C	Deocor Consulting Services (DBA Deocor) (OBE)	N/A
Diaz Yourman & Associates, Inc. (MBE)	HA	El Camino Construction & Engineering (MBE)	HA	Environmental Treatment dba Advanced Technology	HA
Flow Science Incorporated (OBE)	C	FMF Pandion (MBE, SBE, EBE, DVBE)	C	GeoSyntec Consultants (OBE)	N/A
Global Design Build (MBE, SBE, EBE)	HA	Integrated Engineering Management (IEM) (WBE)	C	Jacobs Engineering Group Inc. (OBE)	N/A
Katherine Padilla & Associates (WBE)	HA	Larry Walker Associates (WBE)	C	Lee & Ro, Inc. (MBE)	APA
Marina Landscapes, Inc. (OBE)	N/A	MARRS Services, Inc. (WBE)	APA	Michael Stenstrom, Consulting Engineers (OBE)	C
MMC, Inc. (SBE)	APA	Murakawa Communications (WBE, SBE, EBE)	APA	Murray Company (OBE)	C
Nautilus Environmental (WBE)	C	Ninyo & Moore (MBE)	HA	Paradigm Environmental (SBE, EBE)	C
Project Partners, Inc. (MBE)	APA	ProjectLine Technical Services, Inc. (WBE)	APA	Raftelis Financial Consultants (OBE)	SAA
Servitek Solutions, Inc. (MBE)	HA	Spectrum Geophysics (SBE, EBE)	C	Spectrum II (OBE)	AA
ST. Croix Sensory INC. (OBE)	C	The Pond Company (SBE, EBE)	C	The Sierra Group (MBE)	HA
Tidal Influence, LLC (SBE, EBE)	N/A	United Storm Water, Inc. (MBE)	HA	V&A Engineering (WBE, SBE)	N/A
Value Management Strategies, Inc. (OBE)	C	VCS Environmental (WBE, SBE)	C	Wagner Engineering & Survey, Inc. (WBE, SBE, EBE)	C
West Coast Storm (OBE)	C	Wildscape Restoration, Inc. (Wildscape) (MBE) (WBE,	HA	Yorke Engineering (WBE, SBE)	C

Subconsultant count: 51

Personal Services Contract System STATUS REPORT

Report Date: 12/31/2023
LA Sanitation and Environment

Black & Veatch Corporation

(Grouped with Sanitation On-Call Consultants - WESD, Business Inclusion Program)

Contract Description: Planning and Technical Services for Wastewater, Stormwater, and Solid Resources Programs

Consultant:	Black & Veatch			Bureau:	LA Sanitation and Environment
Contract: C124323	Amount	Execution Date	Expiration Date	Division:	Administration
Original Contract	N/A	07/23/2014	07/22/2019	Project Manager:	Nancy Lantin
Exercise Time-	\$0.00	07/15/2019	07/23/2024	Phone:	(323) 342-6020

Financial Summary

Contract				Lastest Invoice Data	
Original Contract Ceiling:			N/A	Total Number of Invoices:	18
Amendments (1):	+		\$0.00	Latest Invoice Date:	07/21/2023
Revised Contract Ceiling:	=		N/A	Latest Invoice Amount:	\$121,474.00
Sum of Monitored Tasks (5):			\$1,987,600.00	Invoice Summary	
Sum of Tasks Exempted (0):	+		\$0.00	Total Invoice Amounts:	
Cumulated Task Authority Amount:	=		\$1,987,600.00	For Monitored Tasks:	\$514,721.28
Invoiced To Date:	-		\$514,721.28	For Exempted Tasks:	\$0.00
Balance:	=		\$1,472,878.72	Total:	\$514,721.28

Business Inclusion Program Status (Based on Monitored Task Orders)

Business Category	City APL	Weighted Pledged Amount From NTP	Weighted Pledged Percent	Actual Amount Invoiced	Actual Percent	Deviation From Pledge
MBE	18.00%	\$0.00	0.00%	\$0.00	0.00%	0.00%
WBE	4.00%	\$55,743.82	10.83%	\$53,919.93	10.47%	-0.36%
SBE	25.00%	\$3,510.00	0.68%	\$5,920.00	1.15%	0.47%
EBE	8.00%	\$0.00	0.00%	\$5,920.00	1.15%	1.15%
DVBE	3.00%	\$0.00	0.00%	\$0.00	0.00%	0.00%
OBE	0.00%	\$89,742.39	17.44%	\$160,185.34	31.12%	13.68%

List of Subconsultants Involved

ABCS Abadi-Bouhier Consulting Services (WBE)	APA	Acentech (OBE)	C	Archaeo Paleo Resource Mangement Inc. (WBE)	C
Beyaz & Patel, Inc. (MBE)	APA	Blaine Tech Services, Inc. (OBE)	C	CA Project Management Consultants (WBE)	C
California Watershed Engineering (CWE) (MBE)	SAA	Cambria Solutions, Inc. (MBE)	APA	Century Diversified, Inc. (MBE)	HA
Coast Surveying, Inc. (MBE)	HA	Computing Services Support Solutions, Inc.(CS3) (WBE)	AA	Council for Watershed Health (OBE)	C
Dabri, Inc. (WBE)	SAA	DDB Engineering, Inc. (WBE)	C	E. W. Moon, Inc. (MBE)	AA
E2 Consulting Engineers, Inc. (MBE)	SAA	EK Consulting (WBE)	HA	EmNet, LLC (OBE)	N/A
Environmental Engineering & Contracting, Inc. (OBE)	C	Environmental Engineering & Contracting, Inc. (OBE)	C	Environmental Treatment dba Advanced Technology	HA
ETR Consultants (ETR Eng & Tech Res) (WBE)	AA	EW Consulting, Inc. (WBE, SBE, EBE)	C	Flow Science Incorporated (OBE)	C
GC Tech, Inc. (WBE)	AA	GK & Associates (AKA EC&AM Assoc, Inc.) (MBE)	SAA	Harris & Company (WBE)	C
HDR Inc. (OBE)	C	Integrated Engineering Management (IEM) (WBE)	C	Larry Walker Associates (OBE)	C
LAS Engineering, Inc. (WBE)	C	Mapvision Technologies, Inc. (OBE)	SAA	MARRS Services, Inc. (MBE)	APA
MBC Aquatic Sciences (OBE)	HA	Minagar Associates, Inc. (OBE)	C	NBA Engineering, Inc. (WBE)	C
Ninyo & Moore (MBE)	HA	Northwest Hydraulic Consultants, Inc. (OBE)	C	Olin Partnership, LTD (OBE)	C
Physis Environmental Laboratories, Inc. (OBE)	C	Project Partners, Inc. (MBE)	APA	ProjectLine Technical Services, Inc. (WBE)	APA
Pure Technologies (OBE)	N/A	Servitek Soultions, Inc. (MBE)	HA	Shaya Tech, Inc. (STI) dba JobsPro Staffing (WBE)	C
SMRC Group (also MRC PersonPower, Inc) (WBE)	SAA	Spectrum II (OBE)	AA	Standford University ()	N/A
The Morcos Group (OBE)	C	Todd Groundwater (WBE)	C	V&A Consulting Engineering, Inc. (MBE)	HA
Value Management Institute (OBE)	C	Value Management Strategies, Inc. (OBE)	C	W2 Design, Inc. (MBE)	APA
West Coast Storm (OBE)	C				

Subconsultant count: 55

Personal Services Contract System STATUS REPORT

Report Date: 12/31/2023
LA Sanitation and Environment

Carollo Engineers, Inc.

(Grouped with Sanitation On-Call Consultants - WESD, Business Inclusion Program)

Contract Description: Planning and Technical Services for Wastewater, Stormwater, and Solid Resources Programs

Consultant:	Carollo Engineers			Bureau:	LA Sanitation and Environment
Contract: C124324	Amount	Execution Date	Expiration Date	Division:	Administration
Original Contract	N/A	07/23/2014	07/22/2019	Project Manager:	Nancy Lantin
Exercise Time-	\$0.00	07/15/2019	07/23/2024	Phone:	(323) 342-6020

Financial Summary

Contract

Original Contract Ceiling:		N/A
Amendments (1):	+	\$0.00
Revised Contract Ceiling:	=	N/A

Sum of Monitored Tasks (5):		\$27,787,572.00
Sum of Tasks Exempted (0):	+	\$0.00
Cumulated Task Authority Amount:	=	\$27,787,572.00
Invoiced To Date:	-	\$61,719,818.53
Balance:	=	(\$33,932,246.53)

Lastest Invoice Data

Total Number of Invoices:	1253
Latest Invoice Date:	01/19/2023
Latest Invoice Amount:	\$154,541.12

Invoice Summary

Total Invoice Amounts:	
For Monitored Tasks:	\$61,719,818.53
For Exempted Tasks:	\$0.00
Total:	\$61,719,818.53

Business Inclusion Program Status (Based on Monitored Task Orders)

Business Category	City APL	Weighted Pledged Amount From NTP	Weighted Pledged Percent	Actual Amount Invoiced	Actual Percent	Deviation From Pledge
MBE	18.00%	\$9,791,627.46	15.86%	\$13,467,958.71	21.82%	5.96%
WBE	4.00%	\$3,747,466.30	6.07%	\$2,211,107.47	3.58%	-2.49%
SBE	25.00%	\$8,240,812.78	13.35%	\$5,315,881.53	8.61%	-4.74%
EBE	8.00%	\$2,759,123.36	4.47%	\$3,342,215.58	5.41%	0.94%
DVBE	3.00%	\$0.00	0.00%	\$18,596.25	0.03%	0.03%
OBE	0.00%	\$15,648,533.31	25.35%	\$8,884,291.87	14.39%	-10.96%

List of Subconsultants Involved

360 Civic (OBE)	N/A	A & N Technical Services (OBE)	C	Adi Liberman & Associates (OBE)	C
AESCO Tech, Inc. (WBE)	C	Alas Media (WBE, SBE, EBE)	N/A	Alta Environmental (SBE)	C
Arcadis U.S., Inc. (OBE)	N/A	BA Inc. (OBE)	N/A	Beyaz & Patel, Inc. (MBE)	APA
BIM Solutions (OBE)	C	Birdi & Associates, Inc. (MBE)	SAA	Bon Terra Consulting (WBE)	C
California Creatives (OBE)	N/A	California Watershed Engineering (CWE) (MBE, SBE, EBE)	SAA	Calvada Surveying, Inc. (MBE, SBE, DVBE)	HA
Cambria Solutions, Inc. (MBE)	APA	Campos Communications (WBE)	HA	Capital Project Strategies, LLC (OBE)	N/A
CDM Smith Inc. (OBE)	C	Century Diversified, Inc. (MBE)	HA	CH2M Hill Engineers, Inc. (subsidiary of Jacobs) (OBE)	C
CL Consulting & Analysis, Inc. (OBE)	C	Coast Surveying, Inc. (MBE, SBE, EBE)	HA	Construction Management Solutions (CMS) (WBE, SBE)	N/A
Converse Consultants (OBE)	SAA	Cordoba Corporation (MBE)	HA	Council for Watershed Health (OBE)	C
CPM Construction Inc. (MBE, SBE, EBE)	N/A	Craftwater Engineering Inc (aka CEI) (SBE, EBE, DVBE)	N/A	Crystal Fountains (OBE)	N/A
Cynthia M Ruiz & Associates (MBE, SBE, EBE)	NA	D R Consultants & Designers, Inc. (MBE)	HA	Dabri, Inc. (MBE)	SAA
Dake-Luna Consultants (OBE)	HA	David Jenkins & Associates, Inc. (OBE)	C	DDB Engineering, Inc. (WBE)	C
E. Tseng & Associates (OBE)	APA	E2 Consulting Engineers, Inc. (MBE)	SAA	E2 Managetechn, Inc. (Acquired by Ensafe) (SBE, EBE)	C
EK Consulting (WBE)	HA	El Dorado (OBE)	N/A	Encourage Capital (OBE)	C
Ensafe Inc. (OBE)	N/A	Environmental Engineering & Contracting, Inc. (OBE)	C	Environmental Treatment dba Advanced Technology	HA
Ernst & Young Infrastructure Advisors LLC (OBE)	N/A	ETR Consultants (ETR Eng & Tech Res) (MBE)	AA	EW Consulting, Inc. (WBE, SBE, EBE)	C
Fasold Control Systems, Inc. (OBE)	C	Fehr and Peers (OBE)	C	Flow Science Incorporated (OBE)	C
Fluidity Design Consultants (SBE, EBE)	N/A	George Tchobanoglous, Ph.D., P.E. (OBE)	C	GeoSyntec Consultants (OBE)	N/A
GK & Associates (AKA EC&AM Assoc. Inc.) (MBE)	SAA	GOLD (MBE, SBE, EBE, DVBE)	HA	Guida Surveying (OBE)	C
Gullywasher (OBE)	C	H&P Mobile Geochemistry, Inc. (WBE, SBE, EBE)	C	Harris & Company (WBE)	C
Hatch Associates Consultants, Inc. (OBE)	N/A	HF&H Consultants, LLC (OBE)	C	Hospitality for Humanity (OBE)	N/A
HV-Consult APS (OBE)	C	IEM (WBE)	C	J.R. Miller & Associates (OBE)	C
John Labib + Associates (DBA: Labib Funk + Associates)	C	John Robinson Consulting (OBE)	C	Kaplan Gehring McCarroll (KGM) Architectural Lighting, Inc	C
Kathy Jones Irish Consulting, LLC (OBE)	N/A	Katz & Associates (WBE, SBE)	C	Kestrel Consulting, Inc. (OBE)	N/A
Kris Helm Consulting (SBE, EBE)	C	La Loma Development (MBE, SBE, EBE)	HA	Larry Walker Associates (SBE)	C
Lee & Ro, Inc. (MBE)	APA	Lehrer Architects (OBE)	C	Luce Consulting (WBE)	C
M2 Resource Consulting, Inc. (WBE)	C	MARRS Services, Inc. (WBE, SBE)	APA	MBC Aquatic Sciences (OBE)	HA
McMillen Jacobs Associates, Inc. (OBE)	C	Michael Baker International, Inc. (OBE)	C	Michael Jones McKean Studio (OBE)	N/A
Michael Stenstrom, Consulting Engineers (OBE)	C	Mujeres de la Tierra (OBE)	C	Nautilus Environmental (WBE)	C
Nellor Environmental Associates, Inc. (WBE)	C	Ninyo & Moore (MBE)	HA	Northwest Hydraulic Consultants, Inc. (OBE)	C
Pacoima Beautiful (OBE)	N/A	Pamela Burton & Co (WBE, SBE, EBE)	C	Paradigm Environmental (OBE)	C
Parsons Water & Infrastructure, Inc. (OBE)	N/A	Parsons, Brinckerhoff, Quade & Douglas, Inc. (OBE)	C	Patrell Engineering Group (OBE)	N/A
Paul Hansen Engineering, LLC (OBE)	C	Paul Redvers Brown Inc. (SBE, EBE)	C	Physis Environmental Laboratories, Inc. (OBE)	C
Project Partners, Inc. (MBE)	APA	ProjectLine Technical Services, Inc. (MBE)	APA	Psomas (OBE)	C
Rafael Mujeriego (OBE)	N/A	Red Rock Advisors (OBE)	N/A	S & K Engineers (SBE, EBE)	SAA
Santa Maria Group (OBE)	HA	Schumaker and Company, Inc. (OBE)	N/A	SEITec (SBE, EBE)	C
SHA Analytics LLC (WBE, SBE, EBE)	C	SMRC Group (also MRC PersonPower, Inc) (MBE)	SAA	Southwest Geophysics, Inc. (SBE, EBE)	C
Stantec formerly MWH Americas, Inc. (OBE)	C	Stephen Groner and Associates (SBE, EBE)	C	Stillwater Sciences (WBE, SBE)	C
Strategic Solutions Group (WBE, SBE, EBE)	AA	Stratus Consulting Inc. (OBE)	N/A	Studio-MLA (formerly Mia Lehrer & Associates) (MBE,	HA
SWCA Environmental Consultants (OBE)	C	Tait Associates (OBE)	N/A	Tetra Tech, Inc. (OBE)	APA
The Baylis Group (OBE)	C	The Morcos Group (WBE, SBE, EBE)	C	The Pond Company (OBE)	C
The Sierra Group (MBE)	HA	Torrent Resources (OBE)	N/A	Trussell Tech (SBE, EBE)	C

TSAC Engineering (WBE)	C	V&A Consulting Engineering, Inc. (MBE)	HA	Value Management Institute (DBE)	C
Value Management Strategies, Inc. (OBE)	C	VCA Engineers (MBE, SBE, EBE)	APA	Verified Carbon Standard (VCS) Association (OBE)	C
W2 Design, Inc. (MBE)	APA	Withers & Sandgren (WBE) (WBE)	C	WM Consulting (WBE)	HA

Subconsultant count: 135

Personal Services Contract System STATUS REPORT

Report Date: 12/31/2023
LA Sanitation and Environment

Atkins North America, Inc.

(Grouped with Sanitation On-Call Consultants - WESD, Business Inclusion Program)

Contract Description: Planning and Technical Services for Wastewater, Stormwater, and Solid Resources Programs

Consultant:	Atkins North America, Inc.			Bureau:	LA Sanitation and Environment
Contract: C124325	Amount	Execution Date	Expiration Date	Division:	Administration
Original Contract	N/A	07/23/2014	07/22/2019	Project Manager:	Nancy Lantin
Exercise Time-	\$0.00	07/15/2019	07/23/2024	Phone:	(323) 342-6020

Financial Summary

Contract

Original Contract Ceiling:		N/A
Amendments (1):	+	\$0.00
Revised Contract Ceiling:	=	N/A

Sum of Monitored Tasks (1):		\$149,868.00
Sum of Tasks Exempted (0):	+	\$0.00
Cumulated Task Authority Amount:	=	\$149,868.00
Invoiced To Date:	-	\$149,867.34
Balance:	=	\$0.66

Lastest Invoice Data

Total Number of Invoices:	2
Latest Invoice Date:	02/12/2021
Latest Invoice Amount:	\$134,886.34

Invoice Summary

Total Invoice Amounts:	
For Monitored Tasks:	\$149,867.34
For Exempted Tasks:	\$0.00
Total:	\$149,867.34

Business Inclusion Program Status (Based on Monitored Task Orders)

Business Category	City APL	Weighted Pledged Amount From NTP	Weighted Pledged Percent	Actual Amount Invoiced	Actual Percent	Deviation From Pledge
MBE	18.00%	\$0.00	0.00%	\$0.00	0.00%	0.00%
WBE	4.00%	\$0.00	0.00%	\$0.00	0.00%	0.00%
SBE	25.00%	\$0.00	0.00%	\$0.00	0.00%	0.00%
EBE	8.00%	\$0.00	0.00%	\$0.00	0.00%	0.00%
DVBE	3.00%	\$0.00	0.00%	\$0.00	0.00%	0.00%
OBE	0.00%	\$68,594.28	45.77%	\$101,635.00	67.81%	22.04%

List of Subconsultants Involved

ABCS Abadi-Bouhier Consulting Services (MBE)	APA	ADS Environmental Services (OBE)	C	Beyaz & Patel, Inc. (MBE)	APA
California Watershed Engineering (CWE) (MBE)	SAA	Coast Surveying, Inc. (MBE)	HA	Computing Services Support Solutions, Inc.(CS3) (WBE)	AA
Consensus, Inc.(WBE) (OBE)	C	DDB Engineering, Inc. (WBE)	C	Diaz Yourman & Associates, Inc. (MBE)	HA
E. W. Moon, Inc. (MBE)	AA	E2 Consulting Engineers, Inc. (MBE)	SAA	Environmental Engineering & Contracting, Inc. (OBE)	C
Flow Science Incorporated (OBE)	C	GC Tech, Inc. (MBE)	AA	Hazen & Sawyer, P.C. (OBE)	N/A
Kana Pipeline, Inc. (OBE)	N/A	KOA Corporation (OBE)	HA	Lynn Capouya, Inc. (WBE)	C
Ninyo & Moore (MBE)	HA	Northwest Hydraulic Consultants, Inc. (OBE)	C	Onyx Architects, Inc. (OBE)	C
Physis Environmental Laboratories, Inc. (OBE)	C	ProjectLine Technical Services, Inc. (WBE)	APA	SafeProbe, Inc. (MBE)	APA
Simon Wong Engineering (OBE)	APA	Studio-MLA (formerly Mia Lehrer & Associates) (MBE)	HA	Value Management Institute (DBE)	C
Wagner Engineering & Survey, Inc. (WBE)	C				

Subconsultant count: 28

Personal Services Contract System STATUS REPORT

Report Date: 12/31/2023
LA Sanitation and Environment

Brown and Caldwell

(Grouped with Sanitation On-Call Consultants - WESD, Business Inclusion Program)

Contract Description: Planning and Technical Services for Wastewater, Stormwater, and Solid Resources Programs

Consultant:	Brown & Caldwell			Bureau:	LA Sanitation and Environment
Contract: C124326	Amount	Execution Date	Expiration Date	Division:	Administration
Original Contract	N/A	07/23/2014	07/22/2019	Project Manager:	Nancy Lantin
Exercise Time-	\$0.00	07/15/2019	07/23/2024	Phone:	(323) 342-6020

Financial Summary

Contract

Original Contract Ceiling:		N/A
Amendments (1):	+	\$0.00
Revised Contract Ceiling:	=	N/A

Sum of Monitored Tasks (6):		\$11,298,916.61
Sum of Tasks Exempted (0):	+	\$0.00
Cumulated Task Authority Amount:	=	\$11,298,916.61
Invoiced To Date:	-	\$11,911,206.23
Balance:	=	(\$612,289.62)

Lastest Invoice Data

Total Number of Invoices:	145
Latest Invoice Date:	10/30/2023
Latest Invoice Amount:	\$10,756.04

Invoice Summary

Total Invoice Amounts:	
For Monitored Tasks:	\$11,911,206.23
For Exempted Tasks:	\$0.00
Total:	\$11,911,206.23

Business Inclusion Program Status (Based on Monitored Task Orders)

Business Category	City APL	Weighted Pledged Amount From NTP	Weighted Pledged Percent	Actual Amount Invoiced	Actual Percent	Deviation From Pledge
MBE	18.00%	\$2,128,041.30	17.87%	\$2,007,077.03	16.85%	-1.02%
WBE	4.00%	\$621,319.97	5.22%	\$1,510,082.60	12.67%	7.45%
SBE	25.00%	\$902,269.85	7.57%	\$1,261,260.84	10.58%	3.01%
EBE	8.00%	\$713,686.86	5.99%	\$1,086,379.02	9.12%	3.13%
DVBE	3.00%	\$0.00	0.00%	\$0.00	0.00%	0.00%
OBE	0.00%	\$2,632,308.05	22.10%	\$2,399,404.34	20.14%	-1.96%

List of Subconsultants Involved

ABC Liovin Drilling, Inc. (SBE)	C	AESCO Tech, Inc. (WBE)	C	AKM Consulting Engineers (OBE)	NA
American Integrated Services, Inc. (OBE)	HA	Archaeo Paleo Resource Mangement Inc. (WBE)	C	Atlas Underground, Inc. (MBE)	HA
Blaine Tech Services, Inc. (OBE)	C	BluEvolutioNow (OBE)	C	CA Project Management Consultants (WBE)	C
California Watershed Engineering (CWE) (MBE)	SAA	Calscience Environmental Laboratories, Inc. (OBE)	APA	Carter Automation (MBE, SBE)	AA
Century Diversified, Inc. (MBE)	HA	Clemson Engineering Hydraulics, Inc. (OBE)	C	Coast Surveying, Inc. (MBE)	HA
Computing Services Support Solutions, Inc.(CS3) (MBE)	AA	Core Probe International, Inc. (CPI) (MBE, SBE, EBE)	HA	Council for Watershed Health (OBE)	C
D R Consultants & Designers, Inc. (WBE)	HA	Dabri, Inc. (MBE)	SAA	DDB Engineering, Inc. (WBE)	C
Degenkolb Engineers (OBE)	C	Diaz Yourman & Associates, Inc. (MBE)	HA	E. W. Moon, Inc. (MBE)	AA
E2 Consulting Engineers, Inc. (MBE)	SAA	EcoTech Environmental Corporation (OBE)	C	Environmental Engineering & Contracting, Inc. (OBE)	C
Environmental Treatment dba Advanced Technology	HA	Eurofins Calscience, Inc. (OBE)	C	Eurofins Eaton Analytical, Inc. (OBE)	C
Flow Science Incorporated (OBE)	C	Freeth /Moroz Inc (WBE)	C	Gregg Drilling & Testing, Inc. (OBE)	NA
HDR Inc. (OBE)	C	HF&H Consultants, LLC (OBE)	C	Hibbard Inshore (OBE)	N/A
Inflection Point Solutions (OBE)	N/A	Jones Environmental, Inc. (SBE)	N/A	Larry Walker Associates (OBE)	C
Lee & Ro, Inc. (MBE)	APA	Mapvision Technologies, Inc. (OBE)	SAA	MARRS Services, Inc. (WBE)	APA
Microbial Insights (OBE)	C	Millenium Environmental, Inc. (OBE)	C	Murakawa Communications (WBE)	APA
Murray Company (OBE)	C	National Plant Services, Inc. (OBE)	C	NBA Engineering, Inc. (WBE)	C
Ninyo & Moore (MBE)	HA	Pamela Burton & Co (WBE, SBE, EBE)	C	Physis Environmental Laboratories, Inc. (OBE)	C
PMCS Group (WBE, SBE, EBE)	C	Project Partners, Inc. (MBE)	APA	ProjectLine Technical Services, Inc. (WBE)	APA
RedZone Robotics (OBE)	N/A	Roadway Construction Service (RCS Safety, LLC) (WBE)	C	Sancon Engineering (SBE)	C
SCS Engineers - (OBE)	N/A	SMRC Group (also MRC PersonPower, Inc) (MBE)	SAA	Stephen Groner and Associates (OBE)	C
SubSurface Surveys & Associates, Inc. (SBE, EBE)	C	Subterra AI (OBE)	N/A	The Morcos Group (OBE)	C
Todd Groundwater (WBE)	C	Trussell Tech (OBE)	C	United Pumping Service, Inc. (MBE)	HA
Watearth (WBE, SBE, EBE, DVBE)	C	Wood Environment & Infrastructure Sol'n, Inc. (OBE)	C		

Subconsultant count: 68

Personal Services Contract System STATUS REPORT

Report Date: 12/31/2023
LA Sanitation and Environment

AECOM Technical Service, Inc.

(Grouped with Sanitation On-Call Consultants - WESD, Business Inclusion Program)

Contract Description: Planning and Technical Services for Wastewater, Stormwater, and Solid Resources Programs.

Consultant:	AECOM Technical Service, Inc.			Bureau:	LA Sanitation and Environment
Contract: C124327	Amount	Execution Date	Expiration Date	Division:	Administration
Original Contract	N/A	07/23/2014	07/22/2019	Project Manager:	Nancy Lantin
Exercise Time-	\$0.00	07/15/2019	07/23/2024	Phone:	(323) 342-6020

Financial Summary

Contract

Original Contract Ceiling:		N/A
Amendments (1):	+	\$0.00
Revised Contract Ceiling:	=	N/A

Sum of Monitored Tasks (6):		\$3,098,833.34
Sum of Tasks Exempted (1):	+	\$2,703,576.00
Cumulated Task Authority Amount:	=	\$5,802,409.34
Invoiced To Date:	-	\$1,872,254.79
Balance:	=	\$3,930,154.55

Lastest Invoice Data

Total Number of Invoices:	58
Latest Invoice Date:	12/15/2023
Latest Invoice Amount:	\$18,867.00

Invoice Summary

Total Invoice Amounts:	
For Monitored Tasks:	\$1,201,509.64
For Exempted Tasks:	\$670,745.15
Total:	\$1,872,254.79

Business Inclusion Program Status (Based on Monitored Task Orders)

Business Category	City APL	Weighted Pledged Amount From NTP	Weighted Pledged Percent	Actual Amount Invoiced	Actual Percent	Deviation From Pledge
MBE	18.00%	\$130,705.67	10.88%	\$127,975.92	10.65%	-0.23%
WBE	4.00%	\$33,557.60	2.79%	\$32,500.00	2.70%	-0.09%
SBE	25.00%	\$81,975.81	6.82%	\$142,501.55	11.86%	5.04%
EBE	8.00%	\$81,975.81	6.82%	\$67,500.00	5.61%	-1.21%
DVBE	3.00%	\$18,900.51	1.57%	\$0.00	0.00%	-1.57%
OBE	0.00%	\$123,475.03	10.28%	\$43,518.00	3.62%	-6.66%

List of Subconsultants Involved

AESCO Tech, Inc. (WBE)	C	Archaeo Paleo Resource Mangement Inc. (WBE)	C	Arenem Corporation (MBE)	HA
Associated Laboratories (OBE)	C	Awad Engineering, Inc. (OBE)	N/A	Beyaz & Patel, Inc. (MBE)	APA
BLP Engineers, Inc. (SBE, EBE)	C	BonTerra Consulting (WBE)	C	CA Project Management Consultants (WBE)	C
CADSTAR, Inc. (MBE)	HA	California Watershed Engineering (CWE) (MBE)	SAA	Casamar Group, LLC (MBE)	HA
Century Diversified, Inc. (MBE)	HA	CMTS, INC. (MBE)	AA	Computing Services Support Solutions, Inc.(CS3) (WBE)	AA
Converse Consultants (OBE)	SAA	Council for Watershed Health (OBE)	C	Dabri, Inc. (WBE)	SAA
DDB Engineering, Inc. (WBE)	C	Diaz Yourman & Associates, Inc. (MBE)	HA	E. Tseng & Associates (MBE)	APA
E. W. Moon, Inc. (MBE)	AA	E2 Consulting Engineers, Inc. (MBE)	SAA	Environmental Engineering & Contracting, Inc. (OBE)	C
Environmental Treatment dba Advanced Technology	HA	EPCM-RMS, Inc (MBE, SBE, EBE)	HA	ETR Consultants (ETR Eng & Tech Res) (WBE)	AA
GCM Consulting Inc. (WBE)	C	GeoSyntec Consultants (OBE)	N/A	GK & Associates (AKA EC&AM Assoc, Inc.) (MBE)	SAA
GK & Associates (AKA EC&AM Assoc, Inc.) (WBE)	SAA	Harris & Company (WBE)	C	HF&H Consultants, LLC (OBE)	C
IEM (WBE, SBE, EBE)	C	Larry Walker Associates (SBE)	C	Lee & Ro, Inc. (MBE, SBE)	APA
MA Engineering (MBE, SBE, EBE, DVBE)	HA	MARRS Services, Inc. (WBE)	APA	Natural Gas Vehicle Institute (OBE)	C
Ninyo & Moore (MBE)	HA	PricewaterhouseCoopers LLP (PwC) (OBE)	C	Project Partners, Inc. (MBE, SBE)	APA
ProjectLine Technical Services, Inc. (MBE, SBE, EBE)	APA	Safety Compliance Management (SBE, EBE)	C	The Morcos Group (WBE, SBE, EBE)	C
V&A Consulting Engineering, Inc. (WBE, SBE)	HA	Zonar Systems (OBE)	C		

Subconsultant count: 47

Personal Services Contract System STATUS REPORT

Report Date: 12/31/2023
LA Sanitation and Environment

AKM Consulting Engineers, Inc.

(Grouped with Sanitation On-Call Consultants - WESD, Business Inclusion Program)

Contract Description: Planning and Technical Services for Wastewater, Stormwater, and Solid Resources Programs

Consultant:	AKM Consulting Engineers			Bureau:	LA Sanitation and Environment
Contract: C124328	Amount	Execution Date	Expiration Date	Division:	Administration
Original Contract	N/A	07/23/2014	07/22/2019	Project Manager:	Nancy Lantin
Exercise Time-	\$0.00	07/15/2019	07/23/2024	Phone:	(323) 342-6020

Financial Summary

Contract

Original Contract Ceiling:		N/A
Amendments (1):	+	\$0.00
Revised Contract Ceiling:	=	N/A
Sum of Monitored Tasks (0):		\$0.00
Sum of Tasks Exempted (0):	+	\$0.00
Cumulated Task Authority Amount:	=	\$0.00
Invoiced To Date:	-	\$0.00
Balance:	=	\$0.00

Lastest Invoice Data

Total Number of Invoices:	0
Latest Invoice Date:	
Latest Invoice Amount:	\$0.00

Invoice Summary

Total Invoice Amounts:	
For Monitored Tasks:	\$0.00
For Exempted Tasks:	\$0.00
Total:	\$0.00

Business Inclusion Program Status (Based on Monitored Task Orders)

Business Category	City APL	Weighted Pledged Amount From NTP	Weighted Pledged Percent	Actual Amount Invoiced	Actual Percent	Deviation From Pledge
MBE	18.00%	\$0.00	0.00%	\$0.00	0.00%	0.00%
WBE	4.00%	\$0.00	0.00%	\$0.00	0.00%	0.00%
SBE	25.00%	\$0.00	0.00%	\$0.00	0.00%	0.00%
EBE	8.00%	\$0.00	0.00%	\$0.00	0.00%	0.00%
DVBE	3.00%	\$0.00	0.00%	\$0.00	0.00%	0.00%
OBE	0.00%	\$0.00	0.00%	\$0.00	0.00%	0.00%

List of Subconsultants Involved

Personal Services Contract System STATUS REPORT

Report Date: 12/31/2023
LA Sanitation and Environment

TRC Solutions, Inc.

(Grouped with Sanitation On-Call Consultants - WESD, Business Inclusion Program)

Contract Description: Planning and Technical Services for Wastewater, Stormwater, and Solid Resources Programs

Consultant:	TRC Solutions, Inc			Bureau:	LA Sanitation and Environment
Contract: C124330	Amount	Execution Date	Expiration Date	Division:	Administration
Original Contract	N/A	07/23/2014	07/22/2019	Project Manager:	Nancy Lantin
Exercise Time-	\$0.00	07/15/2019	07/23/2024	Phone:	(323) 342-6020

Financial Summary

Contract

Original Contract Ceiling:		N/A
Amendments (1):	+	\$0.00
Revised Contract Ceiling:	=	N/A

Sum of Monitored Tasks (6):		\$10,548,750.77
Sum of Tasks Exempted (0):	+	\$0.00
Cumulated Task Authority Amount:	=	\$10,548,750.77
Invoiced To Date:	-	\$5,536,546.48
Balance:	=	\$5,012,204.29

Lastest Invoice Data

Total Number of Invoices:	110
Latest Invoice Date:	08/02/2023
Latest Invoice Amount:	\$17,400.48

Invoice Summary

Total Invoice Amounts:	
For Monitored Tasks:	\$5,536,546.48
For Exempted Tasks:	\$0.00
Total:	\$5,536,546.48

Business Inclusion Program Status (Based on Monitored Task Orders)

Business Category	City APL	Weighted Pledged Amount From NTP	Weighted Pledged Percent	Actual Amount Invoiced	Actual Percent	Deviation From Pledge
MBE	18.00%	\$776,567.81	14.03%	\$857,113.45	15.48%	1.45%
WBE	4.00%	\$521,718.39	9.42%	\$1,230,989.69	22.23%	12.81%
SBE	25.00%	\$875,350.04	15.81%	\$1,623,742.41	29.32%	13.51%
EBE	8.00%	\$854,518.22	15.43%	\$1,596,503.00	28.83%	13.40%
DVBE	3.00%	\$0.00	0.00%	\$0.00	0.00%	0.00%
OBE	0.00%	\$2,696,945.70	48.71%	\$1,797,604.67	32.46%	-16.25%

List of Subconsultants Involved

ADS Environmental Services (OBE)	C	ALS Environmental (OBE)	N/A	American Traffic Barricade & Safety (MBE, SBE, EBE,	N/A
Analytical Services, Inc. (OBE)	N/A	Aqua-Science (OBE)	C	Aquatic Bioassay & Consulting Laboratories, Inc. (SBE,	C
B&D Construction Company, Inc. (SBE, EBE)	C	BC Laboratories dba Weck Laboratories, Inc. (MBE, SBE,	HA	BC Laboratories, Inc. (dba Environmental Laboratory)	C
Calvada Surveying, Inc. (SBE, EBE, DVBE)	HA	Dancing Coyote Environmental (WBE)	C	E2 Consulting Engineers, Inc. (MBE, SBE, EBE)	SAA
EMAX Laboratories, Inc. (MBE, WBE, SBE, EBE)	APA	EMS Laboratories (SBE, EBE)	C	Environmental Treatment dba Advanced Technology	HA
Eurofins Eaton Analytical, Inc. (OBE)	C	FGL Environmental (SBE, EBE)	C	FlowWorks (OBE)	C
G2 Construction, Inc. (MBE)	HA	Global Probe, Inc. (MBE)	HA	H&P Mobile Geochemistry, Inc. (WBE)	C
Hach Company (OBE)	C	Martini Drilling Corp. (MBE)	HA	Ninyo & Moore (MBE)	HA
Physis Environmental Laboratories, Inc. (SBE, EBE)	C	Super Delivery Inc. (MBE, SBE, EBE)	HA	Target 1 Instruments (WBE, SBE, EBE)	APA
Test America (OBE)	N/A	The Sierra Group (WBE)	HA	Viergever & Associates (OBE)	AA
Vista Analytical Laboratory, Inc (WBE, SBE, EBE)	C				

Subconsultant count: 31

Personal Services Contract System STATUS REPORT

Report Date: 12/31/2023
LA Sanitation and Environment

Tetra Tech, Inc.

(Grouped with Sanitation On-Call Consultants - WESD, Business Inclusion Program)

Contract Description: Planning and Technical Services for Wastewater, Stormwater, and Solid Resources Programs

Consultant:	Tetra Tech, Inc.			Bureau:	LA Sanitation and Environment
Contract: C124331	Amount	Execution Date	Expiration Date	Division:	Administration
Original Contract	N/A	07/23/2014	07/22/2019	Project Manager:	Nancy Lantin
Exercise Time-	\$0.00	07/15/2019	07/23/2024	Phone:	(323) 342-6020

Financial Summary

Contract

Original Contract Ceiling:		N/A
Amendments (1):	+	\$0.00
Revised Contract Ceiling:	=	N/A

Sum of Monitored Tasks (21):		\$30,969,883.34
Sum of Tasks Exempted (0):	+	\$0.00
Cumulated Task Authority Amount:	=	\$30,969,883.34
Invoiced To Date:	-	\$25,845,838.19
Balance:	=	\$5,124,045.15

Lastest Invoice Data

Total Number of Invoices:	405
Latest Invoice Date:	09/29/2023
Latest Invoice Amount:	\$25,074.56

Invoice Summary

Total Invoice Amounts:	
For Monitored Tasks:	\$25,845,838.19
For Exempted Tasks:	\$0.00
Total:	\$25,845,838.19

Business Inclusion Program Status (Based on Monitored Task Orders)

Business Category	City APL	Weighted Pledged Amount From NTP	Weighted Pledged Percent	Actual Amount Invoiced	Actual Percent	Deviation From Pledge
MBE	18.00%	\$11,397,463.93	44.10%	\$11,363,262.88	43.96%	-0.14%
WBE	4.00%	\$3,250,215.97	12.58%	\$4,341,564.06	16.79%	4.21%
SBE	25.00%	\$8,690,629.92	33.62%	\$6,913,383.52	26.74%	-6.88%
EBE	8.00%	\$6,247,100.15	24.17%	\$5,971,320.37	23.10%	-1.07%
DBE	3.00%	\$0.00	0.00%	\$0.00	0.00%	0.00%
OBE	0.00%	\$3,463,487.12	13.40%	\$685,706.02	2.65%	-10.75%

List of Subconsultants Involved

3Di Inc. (MBE)	APA	Advtech Environmental, Inc. (MBE, SBE, EBE)	APA	AESCO Tech, Inc. (WBE, SBE, EBE)	C
AKM Consulting Engineers (SBE)	NA	Archaeo Paleo Resource Mangement Inc. (WBE, SBE, EBE)	C	Arts Earth Partnership (OBE)	C
BL Hall, Inc. (OBE)	C	California Watershed Engineering (CWE) (MBE, SBE, EBE)	SAA	Carter Industrial Automation (MBE)	AA
Cascadia Consulting Group (WBE)	C	Craftwater Engineering, Inc. (SBE, EBE, DVBE)	N/A	Dakota Communications (MBE, SBE, EBE)	AA
E. Tseng & Associates (MBE, SBE, EBE)	APA	E2 Consulting Engineers, Inc. (MBE)	SAA	EPCM-RMS, Inc (MBE, SBE)	HA
ETR Consultants (ETR Eng & Tech Res) (MBE, SBE)	AA	Eurofins Calscience, Inc. (OBE)	C	EW Consulting, Inc. (WBE, SBE, EBE)	C
Excel Paving Company (OBE)	C	FMF Pandion (MBE, SBE, EBE, DVBE)	C	Frank's Industrial Services, Inc. (SBE)	N/A
Freeth /Moroz Inc (WBE)	C	Green Seal, Inc. (OBE)	C	Heather Repenning Consulting (OBE)	N/A
Innovative Logics, LLC (MBE)	AA	Integrated Engineering Management (IEM) (WBE, SBE, EBE)	C	JR's Environmental Services (OBE)	C
LACC (LA Conservation Corps) (OBE)	C	Larry Walker Associates (SBE)	C	MARRS Services, Inc. (WBE)	APA
Michael Baker International, Inc. (OBE)	C	Murakawa Communications (WBE)	APA	Nautilus Environmental (SBE)	C
OptiRTC, Inc. (OBE)	C	Pacific EcoRisk (OBE)	N/A	Pacoima Beautiful (OBE)	N/A
Physis Environmental Laboratories, Inc. (OBE)	C	PMCS Group (OBE)	C	Project Partners, Inc. (MBE, SBE, EBE)	APA
ProjectLine Technical Services, Inc. (MBE, SBE, EBE)	APA	Rambo House (OBE)	AA	Rincon Consultants, Inc. (OBE)	C
Robert Group (WBE, SBE)	AA	Soller Environmental, LLC (SBE, EBE)	N/A	Southern California Coastal Water Research Project	N/A
Sure-Close, Inc. (OBE)	N/A	The Morcos Group (WBE, SBE, EBE)	C	The Robert Group (MBE, SBE, EBE)	AA
Treepeople (OBE)	N/A	Urban Water Group (OBE)	C	Wood Environment & Infrastructure Sol'n, Inc. (OBE)	C

Subconsultant count: 51

Personal Services Contract System

STATUS REPORT

Report Date: 12/31/2023
LA Sanitation and Environment

Marrs Services, Inc.

(Grouped with Sanitation On-Call Consultants - WESD, Business Inclusion Program)

Contract Description: Planning and Technical Services for Wastewater, Stormwater, and Solid Resources Programs

Consultant:	MARRS Services, Inc.			Bureau:	LA Sanitation and Environment
Contract: C124332	Amount	Execution Date	Expiration Date	Division:	Administration
Original Contract	N/A	07/23/2014	07/22/2019	Project Manager:	Nancy Lantin
Exercise Time-	\$0.00	07/15/2019	07/23/2024	Phone:	(323) 342-6020

Financial Summary

Contract

Original Contract Ceiling:		N/A
Amendments (1):	+	\$0.00
Revised Contract Ceiling:	=	N/A
Sum of Monitored Tasks (0):		\$0.00
Sum of Tasks Exempted (0):	+	\$0.00
Cumulated Task Authority Amount:	=	\$0.00
Invoiced To Date:	-	\$0.00
Balance:	=	\$0.00

Lastest Invoice Data

Total Number of Invoices:	0
Latest Invoice Date:	
Latest Invoice Amount:	\$0.00

Invoice Summary

Total Invoice Amounts:	
For Monitored Tasks:	\$0.00
For Exempted Tasks:	\$0.00
Total:	\$0.00

Business Inclusion Program Status (Based on Monitored Task Orders)

Business Category	City APL	Weighted Pledged Amount From NTP	Weighted Pledged Percent	Actual Amount Invoiced	Actual Percent	Deviation From Pledge
MBE	18.00%	\$0.00	0.00%	\$0.00	0.00%	0.00%
WBE	4.00%	\$0.00	0.00%	\$0.00	0.00%	0.00%
SBE	25.00%	\$0.00	0.00%	\$0.00	0.00%	0.00%
EBE	8.00%	\$0.00	0.00%	\$0.00	0.00%	0.00%
DVBE	3.00%	\$0.00	0.00%	\$0.00	0.00%	0.00%
OBE	0.00%	\$0.00	0.00%	\$0.00	0.00%	0.00%

List of Subconsultants Involved

Public Financial Management (PFM) (OBE)	APA
Subconsultant count: 1	

Personal Services Contract System STATUS REPORT

Report Date: 12/31/2023
LA Sanitation and Environment

Malcolm Pirnie, the Water Division of ARCADIS U.S., Inc.

(Grouped with Sanitation On-Call Consultants - WESD, Business Inclusion Program)

Contract Description: Planning and Technical Services for Wastewater, Stormwater, and Solid Resources Programs

Consultant:	Malcolm Pirnie, Inc.			Bureau:	LA Sanitation and Environment
Contract: C124333	Amount	Execution Date	Expiration Date	Division:	Administration
Original Contract	N/A	07/23/2014	07/22/2019	Project Manager:	Nancy Lantin
Exercise Time-	\$0.00	07/15/2019	07/23/2024	Phone:	(323) 342-6020

Financial Summary

Contract				Lastest Invoice Data	
Original Contract Ceiling:			N/A	Total Number of Invoices:	111
Amendments (1):	+		\$0.00	Latest Invoice Date:	10/17/2023
Revised Contract Ceiling:	=		N/A	Latest Invoice Amount:	\$19,487.96
Sum of Monitored Tasks (12):			\$7,138,470.00	Invoice Summary	
Sum of Tasks Exempted (0):	+		\$0.00	Total Invoice Amounts:	
Cumulated Task Authority Amount:	=		\$7,138,470.00	For Monitored Tasks:	\$4,929,072.61
Invoiced To Date:	-		\$4,929,072.61	For Exempted Tasks:	\$0.00
Balance:	=		\$2,209,397.39	Total:	\$4,929,072.61

Business Inclusion Program Status (Based on Monitored Task Orders)

Business Category	City APL	Weighted Pledged Amount From NTP	Weighted Pledged Percent	Actual Amount Invoiced	Actual Percent	Deviation From Pledge
MBE	18.00%	\$270,311.79	5.48%	\$269,567.24	5.46%	-0.02%
WBE	4.00%	\$347,928.72	7.06%	\$225,034.36	4.56%	-2.50%
SBE	25.00%	\$320,488.32	6.50%	\$202,081.36	4.09%	-2.41%
EBE	8.00%	\$308,891.13	6.27%	\$146,222.51	2.96%	-3.31%
DVBE	3.00%	\$10,562.26	0.21%	\$0.00	0.00%	-0.21%
OBE	0.00%	\$691,848.94	14.04%	\$1,559,708.05	31.64%	17.60%

List of Subconsultants Involved

AECOM (formerly: URS Corporation) (OBE)	N/A	AECOM Technical Service, Inc. (OBE)	C	AKM Consulting Engineers (OBE)	NA
Belshire Environmental Services, Inc. (WBE)	C	Beyaz & Patel, Inc. (MBE, SBE, EBE)	APA	Black & Veatch (OBE)	C
Brown & Caldwell (OBE)	C	Carollo Engineers (OBE)	C	Casamar Group, LLC (MBE, SBE, EBE, DVBE)	HA
CDM Smith Inc. (OBE)	C	CH2M Hill Engineers, Inc. (subsidiary of Jacobs) (OBE)	C	Chateau Vallon (SBE, EBE)	N/A
Clements Environmental (OBE)	C	Crain-KOA (SBE)	C	Curtainwall Design Consultants (CDC) (OBE)	N/A
D R Consultants & Designers, Inc. (WBE)	HA	DHI Water & Environment, Inc. (OBE)	N/A	DST Controls (OBE)	C
E2020 Technology, Inc. (MBE)	APA	Emerson Process Management (OBE)	C	EQS Consultants (MBE)	SAA
EW Consulting, Inc. (WBE, SBE, EBE)	C	FPA Underground, Inc. (MBE)	APA	GeoSyntec Consultants (OBE)	N/A
GlobalASR Consulting (MBE, SBE, EBE)	APA	GreenWealth Energy Solutions (WBE)	APA	Guida Surveying (OBE)	C
Hazen & Sawyer, P.C. (OBE)	N/A	HDR Inc. (OBE)	C	Honeywell (OBE)	C
Integrated Engineering Management (IEM) (WBE)	C	Interface Engineering (OBE)	N/A	InterPhase Environmental, Inc. (MBE, SBE, EBE)	APA
JR Miller and Associates (OBE)	C	Kapsch TrafficCom USA, Inc. (OBE)	C	Karen E. Johnson Water Resources Planning (WBE)	C
Kennard Design Group (WBE, SBE, EBE)	AA	Kennedy/Jenks Consultants (OBE)	C	KOA Corporation (SBE)	HA
Larry Walker Associates (OBE)	C	Lerch Bates, Inc. (OBE)	C	Los Angeles River Revitalization Corporation (OBE)	C
Luminesce Design (WBE, SBE)	C	LVR International (WBE, SBE)	N/A	Malcolm Pirnie, Inc. (OBE)	C
MARRS Services, Inc. ()	APA	Ninyo & Moore (MBE)	HA	O2EPCM, Inc. (SBE, EBE)	N/A
Paleo Solutions, Inc. (WBE, SBE, EBE)	C	Pamela Burton & Co (WBE, SBE)	C	Parsons Water & Infrastructure, Inc. (OBE)	N/A
Parsons, Brinckerhoff, Quade & Douglas, Inc. (OBE)	C	Performance Analytical Laboratories, Inc. (WBE, SBE,	C	PMCM Consulting Engineers (MBE)	AA
Principia Group LLC (OBE)	C	Project Finance Advisory Ltd (OBE)	C	Project Partners, Inc. (MBE, SBE)	APA
ProjectLine Technical Services, Inc. (WBE)	APA	Psomas (OBE)	C	Ready Technologies, Inc. (OBE)	C
SEITec (OBE)	C	Shaw Environmental (OBE)	N/A	Silver Bar Studio (OBE)	C
SKS Engineering, Inc. (MBE, SBE, EBE)	AA	Stantec formerly MWH Americas, Inc. (OBE)	C	Talo Management Group (SBE, EBE)	N/A
Tetra Tech, Inc. (OBE)	APA	The Climate Registry (OBE)	N/A	Total Flow, Inc. (SBE, EBE)	C
TRC Solutions, Inc (OBE)	C	U.S. Green Building Council - LA (OBE)	NA	Urban Strategy Group Inc. (MBE, SBE, EBE)	HA
Vieux Associates (WBE)	C	Woodard & Curran, Inc. (OBE)	C	Younghusband Consulting, Inc. (OBE)	N/A

Subconsultant count: 75

Personal Services Contract System

STATUS REPORT

Report Date: 12/31/2023
LA Sanitation and Environment

Larry Walker Associates Inc.

(Grouped with Sanitation On-Call Consultants - WESD, Business Inclusion Program)

Contract Description: Planning and Technical Services for Wastewater, Stormwater, and Solid Resources Programs

Consultant:	Larry Walker Associates			Bureau:	LA Sanitation and Environment
Contract: C124334	Amount	Execution Date	Expiration Date	Division:	Administration
Original Contract	N/A	07/23/2014	07/22/2019	Project Manager:	Nancy Lantin
Exercise Time-	\$0.00	07/15/2019	07/23/2024	Phone:	(323) 342-6020

Financial Summary

Contract

Original Contract Ceiling:		N/A
Amendments (1):	+	\$0.00
Revised Contract Ceiling:	=	N/A

Sum of Monitored Tasks (12):		\$18,449,000.00
Sum of Tasks Exempted (0):	+	\$0.00
Cumulated Task Authority Amount:	=	\$18,449,000.00
Invoiced To Date:	-	\$13,043,480.08
Balance:	=	\$5,405,519.92

Lastest Invoice Data

Total Number of Invoices:	291
Latest Invoice Date:	11/30/2023
Latest Invoice Amount:	\$48,573.91

Invoice Summary

Total Invoice Amounts:	
For Monitored Tasks:	\$13,043,480.08
For Exempted Tasks:	\$0.00
Total:	\$13,043,480.08

Business Inclusion Program Status (Based on Monitored Task Orders)

Business Category	City APL	Weighted Pledged Amount From NTP	Weighted Pledged Percent	Actual Amount Invoiced	Actual Percent	Deviation From Pledge
MBE	18.00%	\$1,664,589.03	12.76%	\$1,292,287.89	9.90%	-2.86%
WBE	4.00%	\$907,256.88	6.96%	\$273,657.63	2.09%	-4.87%
SBE	25.00%	\$3,362,294.60	25.78%	\$5,121,429.61	39.26%	13.48%
EBE	8.00%	\$1,150,682.00	8.82%	\$3,823,199.54	29.31%	20.49%
DVBE	3.00%	\$223,321.53	1.71%	\$675,369.36	5.17%	3.46%
OBE	0.00%	\$2,332,955.39	17.89%	\$1,926,983.97	14.77%	-3.12%

List of Subconsultants Involved

Advtech Environmental, Inc. (MBE, SBE, EBE)	APA	AESCO Tech, Inc. (WBE)	C	Akima Consulting, LLC (WBE, SBE, EBE)	C
Aquatic Bioassay & Consulting Laboratories, Inc. (OBE)	C	BC Laboratories dba Weck Laboratories, Inc. (MBE, SBE)	HA	Black & Veatch (OBE)	C
BLACKHAWK GEOSERVICES (SBE, DVBE)	C	Blaine Tech Services, Inc. (WBE)	C	CADSTAR, Inc. (WBE)	HA
California Watershed Engineering (CWE) (MBE)	SAA	Carollo Engineers (OBE)	C	Casamar Group, LLC (MBE)	HA
Catalyst Environmental Solutions Corp. (SBE, EBE)	C	CDM Smith Inc. (OBE)	C	CH2M Hill Engineers, Inc. (subsidiary of Jacobs) (OBE)	C
Clean Lakes Inc. (SBE, EBE)	N/A	Craftwater Engineering Inc (aka CEI) (SBE, EBE, DVBE)	N/A	Downey, Brand, Seymour & Rohwer LLP (OBE)	N/A
E2 Consulting Engineers, Inc. (MBE)	SAA	EcoAnalysts, Inc. (OBE)	N/A	Encourage Capital (OBE)	C
Environ International (OBE)	C	Everest International Consultants, Inc. (OBE)	APA	EW Consulting, Inc. (WBE, SBE, EBE)	C
FMF Pandion (MBE, SBE, EBE, DVBE)	C	GeoSyntec Consultants (OBE)	N/A	Global Urban Strategies, Inc. (SBE, EBE, DVBE)	N/A
Grades of Green (OBE)	N/A	Great Lakes Environmental Center (OBE)	N/A	GSI Water Solutions (aka GSI) (OBE)	N/A
Hazen & Sawyer, P.C. (OBE)	N/A	HDR Inc. (OBE)	C	ICF Jones & Stokes, Inc. (OBE)	C
ICLEI, Local Governments for Sustainability - USA, Inc.	N/A	John L. Hunter & Associates (OBE)	N/A	LA Testing (OBE)	C
LWA (SBE)	N/A	M2 Resource Consulting, Inc. (WBE)	C	Mapvision Technologies, Inc. (MBE, SBE, EBE)	SAA
MBC Aquatic Sciences (SBE, EBE)	HA	Mikhail Ogawa Engineering (MBE, SBE, EBE)	APA	Murakawa Communications (WBE, SBE, EBE)	APA
Nautilus Environmental (WBE)	C	Nellor Environmental Associates, Inc. (WBE)	C	Ninyo & Moore (MBE)	HA
Noble Environmental LLC (OBE)	N/A	Pacific EcoRisk (SBE)	N/A	Paradigm Environmental (SBE, EBE)	C
Physis Environmental Laboratories, Inc. (SBE, EBE)	C	Ramboll Environ (OBE)	N/A	SEITec (OBE)	C
Soller Environmental, LLC (SBE, EBE)	N/A	Somach Simmons & Dunn (OBE)	C	Southern California Coastal Water Research Project	N/A
Stantec formerly MWH Americas, Inc. (OBE)	C	Stephen Groner and Associates (OBE)	C	Tetra Tech, Inc. (OBE)	APA
The Climate Registry (OBE)	N/A	The Sierra Group (WBE)	HA	Todd Groundwater (WBE, SBE, EBE)	C
Trussell Tech (SBE)	C	University of North Carolina Institute of Marine Sciences	N/A	Vista Analytical Laboratory, Inc (WBE, SBE)	C
Watearth (WBE, SBE, EBE)	C	Weston Solutions (OBE)	N/A	Will Lewis Consulting, LLC (OBE)	N/A
Willdan (OBE)	C	Windward Environmental (OBE)	C	Wood Environment & Infrastructure Sol'n, Inc. (OBE)	C
Yorke Engineering (WBE)	C				

Subconsultant count: 70

Personal Services Contract System STATUS REPORT

Report Date: 12/31/2023
LA Sanitation and Environment

RMC Water and Environment

(Grouped with Sanitation On-Call Consultants - WESD, Business Inclusion Program)

Contract Description: Planning and Technical Services for Wastewater, Stormwater, and Solid Resources Programs

Consultant:	Woodard & Curran Inc. (Formerly RMC Water and			Bureau:	LA Sanitation and Environment
Contract: C124335	Amount	Execution Date	Expiration Date	Division:	Administration
Original Contract	N/A	07/23/2014	07/22/2019	Project Manager:	Nancy Lantin
Exercise Time-	\$0.00	07/15/2019	07/22/2024	Phone:	(323) 342-6020

Financial Summary

Contract

Original Contract Ceiling:		N/A
Amendments (1):	+	\$0.00
Revised Contract Ceiling:	=	N/A

Sum of Monitored Tasks (1):		\$300,000.00
Sum of Tasks Exempted (0):	+	\$0.00
Cumulated Task Authority Amount:	=	\$300,000.00
Invoiced To Date:	-	\$178,117.53
Balance:	=	\$121,882.47

Lastest Invoice Data

Total Number of Invoices:	7
Latest Invoice Date:	10/22/2020
Latest Invoice Amount:	\$6,533.80

Invoice Summary

Total Invoice Amounts:	
For Monitored Tasks:	\$178,117.53
For Exempted Tasks:	\$0.00
Total:	\$178,117.53

Business Inclusion Program Status (Based on Monitored Task Orders)

Business Category	City APL	Weighted Pledged Amount From NTP	Weighted Pledged Percent	Actual Amount Invoiced	Actual Percent	Deviation From Pledge
MBE	18.00%	\$11,933.87	6.70%	\$0.00	0.00%	-6.70%
WBE	4.00%	\$8,905.88	5.00%	\$0.00	0.00%	-5.00%
SBE	25.00%	\$59,313.14	33.30%	\$36,014.13	20.21%	-13.09%
EBE	8.00%	\$29,745.63	16.70%	\$8,036.88	4.51%	-12.19%
DVBE	3.00%	\$0.00	0.00%	\$0.00	0.00%	0.00%
OBE	0.00%	\$0.00	0.00%	\$0.00	0.00%	0.00%

List of Subconsultants Involved

Brooks + Scarpa Architects, Inc. (WBE, SBE, EBE)	C	Lee & Ro, Inc. (MBE, SBE)	APA	Pamela Burton & Co (WBE, SBE, EBE)	C
Richard C. Slade & Associates LLC (SBE, EBE)	N/A	S. Groner Associates (SBE, EBE)	C	Trussell Tech (SBE)	C

Subconsultant count: 6

Personal Services Contract System STATUS REPORT

Report Date: 12/31/2023
LA Sanitation and Environment

Parsons Brinckerhoff Inc.

(Grouped with Sanitation On-Call Consultants - WESD, Business Inclusion Program)

Contract Description: Planning and Technical Services for Wastewater, Stormwater, and Solid Resources Programs

Consultant:	WSP USA Inc(Formerly Parsons Brinckerhoff Inc.)			Bureau:	LA Sanitation and Environment
Contract: C124336	Amount	Execution Date	Expiration Date	Division:	Administration
Original Contract	N/A	07/23/2014	07/22/2019	Project Manager:	Nancy Lantin
Exercise Time-	\$0.00	07/15/2019	07/23/2024	Phone:	(323) 342-6020

Financial Summary

Contract

Original Contract Ceiling:		N/A
Amendments (1):	+	\$0.00
Revised Contract Ceiling:	=	N/A

Sum of Monitored Tasks (3):		\$999,500.00
Sum of Tasks Exempted (0):	+	\$0.00
Cumulated Task Authority Amount:	=	\$999,500.00
Invoiced To Date:	-	\$922,023.78
Balance:	=	\$77,476.22

Lastest Invoice Data

Total Number of Invoices:	24
Latest Invoice Date:	12/12/2018
Latest Invoice Amount:	\$161,700.00

Invoice Summary

Total Invoice Amounts:	
For Monitored Tasks:	\$922,023.78
For Exempted Tasks:	\$0.00
Total:	\$922,023.78

Business Inclusion Program Status (Based on Monitored Task Orders)

Business Category	City APL	Weighted Pledged Amount From NTP	Weighted Pledged Percent	Actual Amount Invoiced	Actual Percent	Deviation From Pledge
MBE	18.00%	\$181,615.47	19.70%	\$170,525.00	18.49%	-1.21%
WBE	4.00%	\$519,044.84	56.29%	\$658,588.13	71.42%	15.13%
SBE	25.00%	\$687,387.24	74.55%	\$829,113.13	89.92%	15.37%
EBE	8.00%	\$687,387.24	74.55%	\$829,113.13	89.92%	15.37%
DVBE	3.00%	\$0.00	0.00%	\$0.00	0.00%	0.00%
OBE	0.00%	\$7,392.00	0.80%	\$0.00	0.00%	-0.80%

List of Subconsultants Involved

California Watershed Engineering (CWE) (MBE, SBE, EBE)	SAA
Studio-MLA (formerly Mia Lehrer & Associates) (WBE)	HA

Subconsultant count: 4

Council for Watershed Health (OBE)	C	EW Consulting, Inc. (WBE, SBE, EBE)	C
------------------------------------	---	-------------------------------------	---

Personal Services Contract System

STATUS REPORT

Report Date: 12/31/2023
LA Sanitation and Environment

CB&I Formerly Shaw Environmental Inc. A Wholly-Owned Subsidiary of CB&I Inc.

(Grouped with Sanitation On-Call Consultants - WESD, Business Inclusion Program)

Contract Description: Planning and Technical Services for Wastewater, Stormwater, and Solid Resources Programs

Consultant:	Shaw Environmental and Infrastructure, Inc.			Bureau:	LA Sanitation and Environment
Contract: C124337	Amount	Execution Date	Expiration Date	Division:	Administration
Original Contract	N/A	07/23/2014	07/22/2019	Project Manager:	Nancy Lantin
Exercise Time-	\$0.00	07/15/2019	07/23/2024	Phone:	(323) 342-6020

Financial Summary

Contract

Original Contract Ceiling:		N/A
Amendments (1):	+	\$0.00
Revised Contract Ceiling:	=	N/A

Sum of Monitored Tasks (2):		\$2,360,000.00
Sum of Tasks Exempted (0):	+	\$0.00
Cumulated Task Authority Amount:	=	\$2,360,000.00
Invoiced To Date:	-	\$1,921,119.09
Balance:	=	\$438,880.91

Lastest Invoice Data

Total Number of Invoices:	27
Latest Invoice Date:	03/12/2019
Latest Invoice Amount:	\$10,152.18

Invoice Summary

Total Invoice Amounts:	
For Monitored Tasks:	\$1,921,119.09
For Exempted Tasks:	\$0.00
Total:	\$1,921,119.09

Business Inclusion Program Status (Based on Monitored Task Orders)

Business Category	City APL	Weighted Pledged Amount From NTP	Weighted Pledged Percent	Actual Amount Invoiced	Actual Percent	Deviation From Pledge
MBE	18.00%	\$553,858.63	28.83%	\$294,310.65	15.31%	-13.52%
WBE	4.00%	\$0.00	0.00%	\$6,000.00	0.31%	0.31%
SBE	25.00%	\$881,409.44	45.88%	\$664,169.13	34.57%	-11.31%
EBE	8.00%	\$418,227.63	21.77%	\$624,424.13	32.50%	10.73%
DVBE	3.00%	\$450,694.54	23.46%	\$221,424.08	11.52%	-11.94%
OBE	0.00%	\$4,226.46	0.22%	\$69,921.07	3.63%	3.41%

List of Subconsultants Involved

Babcock Laboratories (SBE)	N/A	Better Way Mechanical Plumbing (MBE, SBE, EBE, DVBE)	AA	California Barricade, Inc. (SBE, EBE)	N/A
Clean Water Fund (OBE)	N/A	Innerline Engineering (MBE)	HA	Mapvision Technologies, Inc. (MBE, SBE, EBE)	SAA
National Plant Services, Inc. (OBE)	C	S. Groner Associates (SBE, EBE)	C	Steven Field Plumbing, Inc. (SBE, EBE, DVBE)	N/A
Test America (OBE)	N/A	The Bay Foundation (OBE)	N/A	TRM Plumbing and Contracting Services (SBE, EBE)	N/A

Subconsultant count: 12

Personal Services Contract System

STATUS REPORT

Report Date: 12/31/2023
LA Sanitation and Environment

Psomas

(Grouped with Sanitation On-Call Consultants - WESD, Business Inclusion Program)

Contract Description: Planning and Technical Services for Wastewater, Stormwater, and Solid Resources Programs

Consultant:	Psomas			Bureau:	LA Sanitation and Environment
Contract: C124338	Amount	Execution Date	Expiration Date	Division:	Administration
Original Contract	N/A	07/23/2014	07/22/2019	Project Manager:	Nancy Lantin
Exercise Time-	\$0.00	07/15/2019	07/23/2024	Phone:	(323) 342-6020

Financial Summary

Contract

Original Contract Ceiling:		N/A
Amendments (1):	+	\$0.00
Revised Contract Ceiling:	=	N/A
Sum of Monitored Tasks (0):		\$0.00
Sum of Tasks Exempted (0):	+	\$0.00
Cumulated Task Authority Amount:	=	\$0.00
Invoiced To Date:	-	\$0.00
Balance:	=	\$0.00

Lastest Invoice Data

Total Number of Invoices:	0
Latest Invoice Date:	
Latest Invoice Amount:	\$0.00

Invoice Summary

Total Invoice Amounts:	
For Monitored Tasks:	\$0.00
For Exempted Tasks:	\$0.00
Total:	\$0.00

Business Inclusion Program Status (Based on Monitored Task Orders)

Business Category	City APL	Weighted Pledged Amount From NTP	Weighted Pledged Percent	Actual Amount Invoiced	Actual Percent	Deviation From Pledge
MBE	18.00%	\$0.00	0.00%	\$0.00	0.00%	0.00%
WBE	4.00%	\$0.00	0.00%	\$0.00	0.00%	0.00%
SBE	25.00%	\$0.00	0.00%	\$0.00	0.00%	0.00%
EBE	8.00%	\$0.00	0.00%	\$0.00	0.00%	0.00%
DVBE	3.00%	\$0.00	0.00%	\$0.00	0.00%	0.00%
OBE	0.00%	\$0.00	0.00%	\$0.00	0.00%	0.00%

List of Subconsultants Involved

Personal Services Contract System STATUS REPORT

Report Date: 12/31/2023
LA Sanitation and Environment

Kennedy/Jenks Consultants, Inc.

(Grouped with Sanitation On-Call Consultants - WESD, Business Inclusion Program)

Contract Description: Planning and Technical Services for Wastewater, Stormwater, and Solid Resources Programs

Consultant:	Kennedy/Jenks Consultants			Bureau:	LA Sanitation and Environment
Contract: C124339	Amount	Execution Date	Expiration Date	Division:	Administration
Original Contract	N/A	07/23/2014	07/22/2019	Project Manager:	Nancy Lantin
Exercise Time-	\$0.00	07/15/2019	07/23/2024	Phone:	(323) 342-6020

Financial Summary

Contract

Original Contract Ceiling:		N/A
Amendments (1):	+	\$0.00
Revised Contract Ceiling:	=	N/A

Sum of Monitored Tasks (1):		\$4,000,000.00
Sum of Tasks Exempted (0):	+	\$0.00
Cumulated Task Authority Amount:	=	\$4,000,000.00
Invoiced To Date:	-	\$3,558,880.93
Balance:	=	\$441,119.07

Lastest Invoice Data

Total Number of Invoices:	213
Latest Invoice Date:	03/01/2022
Latest Invoice Amount:	\$4,175.92

Invoice Summary

Total Invoice Amounts:	
For Monitored Tasks:	\$3,558,880.93
For Exempted Tasks:	\$0.00
Total:	\$3,558,880.93

Business Inclusion Program Status (Based on Monitored Task Orders)

Business Category	City APL	Weighted Pledged Amount From NTP	Weighted Pledged Percent	Actual Amount Invoiced	Actual Percent	Deviation From Pledge
MBE	18.00%	\$284,710.47	8.00%	\$195,868.61	5.50%	-2.50%
WBE	4.00%	\$462,654.52	13.00%	\$260,704.27	7.32%	-5.68%
SBE	25.00%	\$213,532.86	6.00%	\$887,550.73	24.93%	18.93%
EBE	8.00%	\$106,766.43	3.00%	\$397,818.51	11.17%	8.17%
DVBE	3.00%	\$35,588.81	1.00%	\$0.00	0.00%	-1.00%
OBE	0.00%	\$427,065.71	12.00%	\$744,044.27	20.90%	8.90%

List of Subconsultants Involved

AECOM Technical Service, Inc. (OBE)	C	CADSTAR, Inc. (WBE)	HA	CH2M Hill Engineers, Inc. (subsidiary of Jacobs) (OBE)	C
D R Consultants & Designers, Inc. (MBE, SBE, EBE)	HA	DDB Engineering, Inc. (WBE, SBE, EBE)	C	E.W. Moon Inc. (MBE, SBE, EBE)	AA
E2 Consulting Engineers, Inc. (MBE)	SAA	Environmental Resources Management (ERM) (OBE)	N/A	EPC Consultants (MBE)	APA
EW Consulting, Inc. (WBE, SBE, EBE)	C	FlowWorks (OBE)	C	Hazen & Sawyer, P.C. (OBE)	N/A
Katz & Associates (WBE, SBE)	C	Kunzman Associates, Inc. (OBE)	N/A	Lee & Ro, Inc. (MBE, SBE)	APA
LEED Electric, Inc. (SBE)	C	MARRS Services, Inc. (WBE, SBE)	APA	Murray Company (OBE)	C
NUVIS (MBE)	HA	ProjectLine Technical Services, Inc. (WBE, SBE, EBE)	APA	Ramboll Environ (OBE)	N/A
Rincon Consultants, Inc. (OBE)	C	SEITec (OBE)	C	Servitek Solutions, Inc. (MBE, SBE, DVBE)	HA
Stantec formerly MWH Americas, Inc. (OBE)	C	Terrazas Group, LLC (MBE)	HA	Trussell Tech (SBE)	C
Vieux Associates (OBE)	C	Wastewater Solutions, Inc. (OBE)	C		

Subconsultant count: 29

Personal Services Contract System

STATUS REPORT

Report Date: 12/31/2023
LA Sanitation and Environment

HDR Engineering, Inc.

(Grouped with Sanitation On-Call Consultants - WESD, Business Inclusion Program)

Contract Description: Planning and Technical Services for Wastewater, Stormwater, and Solid Resources Programs

Consultant:	HDR Inc.			Bureau:	LA Sanitation and Environment
Contract: C124340	Amount	Execution Date	Expiration Date	Division:	Administration
Original Contract	N/A	07/23/2014	07/22/2019	Project Manager:	Nancy Lantin
Exercise Time-	\$0.00	07/15/2019	07/23/2024	Phone:	(323) 342-6020

Financial Summary

Contract

Original Contract Ceiling:		N/A
Amendments (1):	+	\$0.00
Revised Contract Ceiling:	=	N/A

Sum of Monitored Tasks (6):		\$1,550,680.00
Sum of Tasks Exempted (0):	+	\$0.00
Cumulated Task Authority Amount:	=	\$1,550,680.00
Invoiced To Date:	-	\$699,780.64
Balance:	=	\$850,899.36

Lastest Invoice Data

Total Number of Invoices:	47
Latest Invoice Date:	10/30/2023
Latest Invoice Amount:	\$9,188.13

Invoice Summary

Total Invoice Amounts:	
For Monitored Tasks:	\$699,780.64
For Exempted Tasks:	\$0.00
Total:	\$699,780.64

Business Inclusion Program Status (Based on Monitored Task Orders)

Business Category	City APL	Weighted Pledged Amount From NTP	Weighted Pledged Percent	Actual Amount Invoiced	Actual Percent	Deviation From Pledge
MBE	18.00%	\$3,955.94	0.57%	\$0.00	0.00%	-0.57%
WBE	4.00%	\$15,729.23	2.25%	\$17,421.25	2.48%	0.23%
SBE	25.00%	\$21,170.68	3.03%	\$14,410.00	2.05%	-0.98%
EBE	8.00%	\$14,505.12	2.07%	\$14,410.00	2.05%	-0.02%
DVBE	3.00%	\$2,982.31	0.43%	\$0.00	0.00%	-0.43%
OBE	0.00%	\$93,600.70	13.38%	\$129,767.56	18.54%	5.16%

List of Subconsultants Involved

Abbe & Associates LLC (WBE)	C	CH2M Hill Engineers, Inc. (subsidiary of Jacobs) (OBE)	C	DownStream Services, Inc. (SBE)	C
JR Miller and Associates (OBE)	C	Katherine Padilla & Associates (MBE)	HA	Pacoima Beautiful (OBE)	N/A
PMCS Group (WBE, SBE, EBE)	C	ProjectLine Technical Services, Inc. (MBE, SBE, EBE)	APA	Propipe, A Division of Hoffman Southwest Corporation	C
RedZone Robotics (OBE)	N/A	SewerAI Corporation (OBE)	N/A	SmartCover (OBE)	N/A
The Robert Group (WBE, SBE, EBE)	AA	The Sanberg Group Inc (WBE, SBE, EBE, DVBE)	C	Translutions Inc (SBE, EBE)	SAA

Subconsultant count: 15

Personal Services Contract System

STATUS REPORT

Report Date: 12/31/2023
LA Sanitation and Environment

D R Consultants & Designers Inc.

(Grouped with Sanitation On-Call Consultants - WESD, Business Inclusion Program)

Contract Description: Planning and Technical Services for Wastewater, Stormwater, and Solid Resources Programs

Consultant:	D R Consultants & Designers, Inc.			Bureau:	LA Sanitation and Environment
Contract: C124341	Amount	Execution Date	Expiration Date	Division:	Administration
Original Contract	N/A	07/23/2014	07/22/2019	Project Manager:	Nancy Lantin
Exercise Time-	\$0.00	07/15/2019	07/23/2024	Phone:	(323) 342-6020

Financial Summary

Contract

Original Contract Ceiling:		N/A
Amendments (1):	+	\$0.00
Revised Contract Ceiling:	=	N/A

Sum of Monitored Tasks (1):		\$6,500,000.00
Sum of Tasks Exempted (0):	+	\$0.00
Cumulated Task Authority Amount:	=	\$6,500,000.00
Invoiced To Date:	-	\$6,392,779.47
Balance:	=	\$107,220.53

Lastest Invoice Data

Total Number of Invoices:	24
Latest Invoice Date:	05/14/2020
Latest Invoice Amount:	\$1,344.20

Invoice Summary

Total Invoice Amounts:	
For Monitored Tasks:	\$6,392,779.47
For Exempted Tasks:	\$0.00
Total:	\$6,392,779.47

Business Inclusion Program Status (Based on Monitored Task Orders)

Business Category	City APL	Weighted Pledged Amount From NTP	Weighted Pledged Percent	Actual Amount Invoiced	Actual Percent	Deviation From Pledge
MBE	18.00%	\$958,916.92	15.00%	\$651,506.50	10.19%	-4.81%
WBE	4.00%	\$645,670.73	10.10%	\$364,998.69	5.70%	-4.40%
SBE	25.00%	\$6,392,779.47	100.00%	\$3,934,629.37	61.54%	-38.46%
EBE	8.00%	\$3,426,529.80	53.60%	\$697,310.92	10.90%	-42.70%
DVBE	3.00%	\$0.00	0.00%	\$0.00	0.00%	0.00%
OBE	0.00%	\$0.00	0.00%	\$707,018.04	11.05%	11.05%

List of Subconsultants Involved

CH2M Hill Engineers, Inc. (subsidiary of Jacobs) (OBE)	C	E.W. Moon Inc. (WBE, SBE, EBE)	AA	Global Design Build (MBE, SBE, EBE)	HA
Integrated Engineering Management (IEM) (WBE, SBE,	C	LEED Electric, Inc. (SBE)	C		

Subconsultant count: 5

Personal Services Contract System STATUS REPORT

Report Date: 12/31/2023
LA Sanitation and Environment

CDM Smith, Inc.

(Grouped with Sanitation On-Call Consultants - WESD, Business Inclusion Program)

Contract Description: Planning and Technical Services for Wastewater, Stormwater, and Solid Resources Programs

Consultant:	CDM Smith Inc.			Bureau:	LA Sanitation and Environment
Contract: C124342	Amount	Execution Date	Expiration Date	Division:	Administration
Original Contract	N/A	07/23/2014	07/22/2019	Project Manager:	Nancy Lantin
Exercise Time-	\$0.00	07/15/2019	07/23/2024	Phone:	(323) 342-6020

Financial Summary

Contract

Original Contract Ceiling:		N/A
Amendments (1):	+	\$0.00
Revised Contract Ceiling:	=	N/A

Sum of Monitored Tasks (11):		\$8,953,353.00
Sum of Tasks Exempted (1):	+	\$99,000.00
Cumulated Task Authority Amount:	=	\$9,052,353.00
Invoiced To Date:	-	\$5,386,426.75
Balance:	=	\$3,665,926.25

Lastest Invoice Data

Total Number of Invoices:	97
Latest Invoice Date:	08/22/2023
Latest Invoice Amount:	\$182,915.21

Invoice Summary

Total Invoice Amounts:	
For Monitored Tasks:	\$5,386,426.75
For Exempted Tasks:	\$0.00
Total:	\$5,386,426.75

Business Inclusion Program Status (Based on Monitored Task Orders)

Business Category	City APL	Weighted Pledged Amount From NTP	Weighted Pledged Percent	Actual Amount Invoiced	Actual Percent	Deviation From Pledge
MBE	18.00%	\$1,424,133.40	26.44%	\$1,989,088.33	36.92%	10.48%
WBE	4.00%	\$668,337.03	12.41%	\$1,007,636.41	18.70%	6.29%
SBE	25.00%	\$384,952.67	7.15%	\$517,639.77	9.61%	2.46%
EBE	8.00%	\$227,967.88	4.23%	\$307,707.13	5.71%	1.48%
DVBE	3.00%	\$8,987.57	0.17%	\$0.00	0.00%	-0.17%
OBE	0.00%	\$986,305.48	18.31%	\$502,812.36	9.33%	-8.98%

List of Subconsultants Involved

A Cone Zone, Inc. (WBE, SBE, EBE)	C	Acoustics (MBE)	C	Advtech Environmental, Inc. (MBE, SBE, EBE)	APA
Archaeo Paleo Resource Mangement Inc. (WBE, SBE, EBE)	C	B3 Media Solutions Inc (MBE)	N/A	Beyaz & Patel, Inc. (MBE, SBE, EBE)	APA
Craftwater Engineering Inc (aka CEI) (SBE, EBE, DVBE)	N/A	D R Consultants & Designers, Inc. (as SBE, EBE sub)	HA	E2 Consulting Engineers, Inc. (MBE)	SAA
EnviCraft LLC (SBE, EBE)	APA	EPC Consultants (MBE)	APA	ETR Consultants (ETR Eng & Tech Res) (MBE)	AA
FMF Pandion (MBE, SBE, EBE, DVBE)	C	Freeth /Moroz Inc (WBE)	C	Garuda Promo and Branding Solutions (MBE, SBE, EBE)	SAA
Getter Engineering, Inc. (dba ProjectLine Technical)	APA	Harris & Company (WBE, SBE, EBE)	C	iLanco Environmental, LLC (SBE, EBE)	C
JR Miller and Associates (OBE)	C	KOA Corporation (SBE)	HA	Larry Walker Associates (WBE)	C
MARRS Services, Inc. (WBE)	APA	MBC Aquatic Sciences (MBE, SBE, EBE)	HA	Mujeres de la Tierra (OBE)	C
Murakawa Communications (MBE)	APA	National Plant Services, Inc. (OBE)	C	Professional Pipe Services (OBE)	N/A
Rehabilitation Resource Solutions Inc. (OBE)	N/A	S. Groner Associates (SBE, EBE)	C	ST. Croix Sensory INC. (OBE)	C
The Morcos Group (WBE, SBE, EBE)	C	The Robert Group (WBE, SBE, EBE)	AA	V&A Consulting Engineering, Inc. (MBE)	HA

Subconsultant count: 33

Personal Services Contract System STATUS REPORT

Report Date: 12/31/2023
LA Sanitation and Environment

CH2M Hill Engineers, Inc.

(Grouped with Sanitation On-Call Consultants - WESD, Business Inclusion Program)

Contract Description: Planning and Technical Services for Wastewater, Stormwater, and Solid Resources Programs

Consultant:	CH2M Hill Engineers, Inc. (subsidiary of Jacobs)			Bureau:	LA Sanitation and Environment
Contract: C124343	Amount	Execution Date	Expiration Date	Division:	Administration
Original Contract	N/A	07/28/2014	07/27/2019	Project Manager:	Nancy Lantin
Exercise Time-	\$0.00	07/15/2019	07/23/2024	Phone:	(323) 342-6020

Financial Summary

Contract

Original Contract Ceiling:		N/A
Amendments (1):	+	\$0.00
Revised Contract Ceiling:	=	N/A

Sum of Monitored Tasks (10):		\$20,883,354.00
Sum of Tasks Exempted (0):	+	\$0.00
Cumulated Task Authority Amount:	=	\$20,883,354.00
Invoiced To Date:	-	\$16,577,816.31
Balance:	=	\$4,305,537.69

Lastest Invoice Data

Total Number of Invoices:	156
Latest Invoice Date:	10/06/2023
Latest Invoice Amount:	\$23,931.51

Invoice Summary

Total Invoice Amounts:	
For Monitored Tasks:	\$16,577,816.31
For Exempted Tasks:	\$0.00
Total:	\$16,577,816.31

Business Inclusion Program Status (Based on Monitored Task Orders)

Business Category	City APL	Weighted Pledged Amount From NTP	Weighted Pledged Percent	Actual Amount Invoiced	Actual Percent	Deviation From Pledge
MBE	18.00%	\$9,724,993.45	58.66%	\$9,069,532.27	54.70%	-3.96%
WBE	4.00%	\$759,093.54	4.58%	\$617,294.73	3.72%	-0.86%
SBE	25.00%	\$156,013.42	0.94%	\$430,313.56	2.59%	1.65%
EBE	8.00%	\$146,436.96	0.88%	\$429,081.91	2.58%	1.70%
DVBE	3.00%	\$0.00	0.00%	\$0.00	0.00%	0.00%
OBE	0.00%	\$738,498.16	4.45%	\$1,089,462.11	6.57%	2.12%

List of Subconsultants Involved

3Di Inc. (MBE)	APA	AA Twin Brothers Plumbing (OBE)	C	Abbe & Associates LLC (WBE)	C
Agile 1 - ACT 1 Personnel Services (MBE)	AA	Allied Group USA, Inc. (OBE)	C	AquaBio Environmental Technologies, Inc. (MBE, SBE, EBE)	APA
Arie Plumbing (OBE)	C	Better Way Mechanical Plumbing (MBE, SBE, EBE, DVBE)	AA	California Watershed Engineering (CWE) (MBE, SBE, EBE)	SAA
Campos Communications (WBE)	HA	Carollo Engineers (OBE)	C	Casamar Group, LLC (MBE, SBE, EBE, DVBE)	HA
Cascadia Consulting Group (OBE)	C	CDM Smith Inc. (OBE)	C	Computing Services Support Solutions, Inc. (CS3) (WBE, EBE)	AA
Council for Watershed Health (OBE)	C	Cybele Chang Consulting (WBE, DBE)	APA	DHI Water & Environment, Inc. (OBE)	N/A
E. Tseng & Associates (MBE)	APA	E. W. Moon, Inc. (MBE)	AA	Effect Strategies, LLC (WBE)	C
EnviCraft LLC (MBE, SBE)	APA	ETR Consultants (ETR Eng & Tech Res) (WBE, SBE, EBE)	AA	Fasold Control Systems, Inc. (OBE)	C
Financial Consulting Solutions Group (OBE)	C	Floating Islands West, LLC (OBE)	C	Fraser's Plumbing (OBE)	C
Gaia Strategies (OBE)	C	Global Business Solutions, Inc. (MBE, DBE)	HA	Global Design Build (MBE)	HA
HV-Consult APS (OBE)	C	Information Design Consultants, Inc. (WBE)	AA	Innerline Engineering (MBE)	HA
Innovative Logics, LLC (OBE)	AA	Integrated Engineering Management (IEM) (WBE, SBE, EBE)	C	JR Miller and Associates (OBE)	C
LA Trade Tech College (OBE)	N/A	Mapvision Technologies, Inc. (MBE, SBE, EBE)	SAA	Murakawa Communications (WBE)	APA
Promise Energy, Inc. (OBE)	C	Propipe, A Division of Hoffman Southwest Corporation	C	Quijote Corporation dba Sensis (MBE)	HA
Rambo House (MBE)	AA	S. Groner Associates (SBE, EBE)	C	SERA (OBE)	C
SHA Analytics LLC (WBE, SBE, EBE)	C	Simpson & Simpson (MBE)	AA	Stantec formerly MWH Americas, Inc. (OBE)	C
The Morcos Group (WBE, SBE, EBE)	C	The Pond Company (OBE)	C	Tree of Life Nursery (SBE, EBE)	C
Vandermost Consulting (WBE, SBE, EBE)	C	Vieux Associates (WBE)	C	WIH Resource Group (OBE)	C

Subconsultant count: 54

Personal Services Contract System STATUS REPORT

Report Date: 12/31/2023
LA Sanitation and Environment

Parsons Water & Infrastructure Inc.

(Grouped with Sanitation On-Call Consultants - WESD, Business Inclusion Program)

Contract Description: Planning and Technical Services for Wastewater, Stormwater, and Solid Resources Programs

Consultant:	Parsons Water & Infrastructure, Inc.			Bureau:	LA Sanitation and Environment
Contract: C124344	Amount	Execution Date	Expiration Date	Division:	Administration
Original Contract	N/A	07/23/2014	07/22/2019	Project Manager:	Nancy Lantin
Exercise Time-	\$0.00	07/15/2019	07/23/2024	Phone:	(323) 342-6020

Financial Summary

Contract

Original Contract Ceiling:		N/A
Amendments (1):	+	\$0.00
Revised Contract Ceiling:	=	N/A

Sum of Monitored Tasks (3):		\$1,990,148.00
Sum of Tasks Exempted (0):	+	\$0.00
Cumulated Task Authority Amount:	=	\$1,990,148.00
Invoiced To Date:	-	\$61,573.80
Balance:	=	\$1,928,574.20

Lastest Invoice Data

Total Number of Invoices:	2
Latest Invoice Date:	10/03/2017
Latest Invoice Amount:	\$9,874.80

Invoice Summary

Total Invoice Amounts:	
For Monitored Tasks:	\$61,573.80
For Exempted Tasks:	\$0.00
Total:	\$61,573.80

Business Inclusion Program Status (Based on Monitored Task Orders)

Business Category	City APL	Weighted Pledged Amount From NTP	Weighted Pledged Percent	Actual Amount Invoiced	Actual Percent	Deviation From Pledge
MBE	18.00%	\$0.00	0.00%	\$0.00	0.00%	0.00%
WBE	4.00%	\$6,342.10	10.30%	\$0.00	0.00%	-10.30%
SBE	25.00%	\$0.00	0.00%	\$0.00	0.00%	0.00%
EBE	8.00%	\$0.00	0.00%	\$0.00	0.00%	0.00%
DVBE	3.00%	\$0.00	0.00%	\$0.00	0.00%	0.00%
OBE	0.00%	\$28,016.08	45.50%	\$30,136.00	48.94%	3.44%

List of Subconsultants Involved

DDB Engineering, Inc. (WBE)	C	Flow Science Incorporated (OBE)	C	Miron Electric Construction Corporation (SBE, EBE)	C
Project Partners, Inc. (MBE, SBE)	APA	Raftelis Financial Consultants (OBE)	SAA	Roshanian & Associates, Inc. (SBE, EBE)	C
Shining Star Consultants (SBE, EBE)	N/A				

Subconsultant count: 7

Personal Services Contract System STATUS REPORT

Report Date: 12/31/2023
LA Sanitation and Environment

Geosyntec Consultants, Inc.

(Grouped with Sanitation On-Call Consultants - WESD, Business Inclusion Program)

Contract Description: Planning and Technical Services for Wastewater, Stormwater, and Solid Resources Programs

Consultant:	GeoSyntec Consultants			Bureau:	LA Sanitation and Environment
Contract: C124345	Amount	Execution Date	Expiration Date	Division:	Administration
Original Contract	N/A	07/23/2014	07/22/2019	Project Manager:	Nancy Lantin
Exercise Time-	\$0.00	07/15/2019	07/23/2024	Phone:	(323) 342-6020

Financial Summary

Contract

Original Contract Ceiling:		N/A
Amendments (1):	+	\$0.00
Revised Contract Ceiling:	=	N/A

Sum of Monitored Tasks (7):		\$25,647,264.00
Sum of Tasks Exempted (2):	+	\$160,000.00
Cumulated Task Authority Amount:	=	\$25,807,264.00
Invoiced To Date:	-	\$21,063,492.11
Balance:	=	\$4,743,771.89

Lastest Invoice Data

Total Number of Invoices:	163
Latest Invoice Date:	04/07/2023
Latest Invoice Amount:	\$1,996.95

Invoice Summary

Total Invoice Amounts:	
For Monitored Tasks:	\$20,983,492.11
For Exempted Tasks:	\$80,000.00
Total:	\$21,063,492.11

Business Inclusion Program Status (Based on Monitored Task Orders)

Business Category	City APL	Weighted Pledged Amount From NTP	Weighted Pledged Percent	Actual Amount Invoiced	Actual Percent	Deviation From Pledge
MBE	18.00%	\$5,750,505.79	27.40%	\$5,145,384.60	24.52%	-2.88%
WBE	4.00%	\$650,915.27	3.10%	\$319,771.54	1.52%	-1.58%
SBE	25.00%	\$6,125,417.35	29.19%	\$5,379,388.57	25.63%	-3.56%
EBE	8.00%	\$4,972,449.71	23.70%	\$4,604,702.37	21.94%	-1.76%
DVBE	3.00%	\$343,267.34	1.64%	\$166,886.89	0.79%	-0.85%
OBE	0.00%	\$7,548,811.53	35.98%	\$2,282,528.75	10.87%	-25.11%

List of Subconsultants Involved

1st Jon (WBE, SBE)	C	2R Drilling (OBE)	C	A Cone Zone, Inc. (WBE, SBE, EBE)	C
Adams-Streeter Civil Engineers, Inc. (OBE)	N/A	AHBE Landscape Architects (MBE, SBE)	APA	American Analytics (WBE, SBE)	C
American Integrated Services, Inc. (MBE)	HA	Arcadis U.S., Inc. (OBE)	N/A	Bali Construction (MBE)	N/A
Blaine Tech Services, Inc. (WBE, SBE)	C	Brown & Caldwell (OBE)	C	California Testing & Inspections, Inc. (MBE) (MBE, SBE, EBE)	HA
California Watershed Engineering (CWE) (MBE, SBE)	SAA	Calvada Surveying, Inc. (MBE, SBE, DVBE)	HA	Carollo Engineers (OBE)	C
Casamar Group, LLC (MBE, SBE, EBE, DVBE)	HA	CH2M Hill Engineers, Inc. (subsidiary of Jacobs) (OBE)	C	Coast Surveying, Inc. (MBE, SBE, EBE)	HA
COOPER AERIAL SURVEYS CO. (OBE)	N/A	Corvias Infrastructure Solutions, LLC (OBE)	N/A	Creager Corporation (SBE, EBE, DVBE)	C
Dake-Luna Consultants (MBE, SBE, EBE)	HA	David Evans & Associates (OBE)	C	DCE Services (TLD Construction Services, Inc.) (SBE, EBE)	N/A
DDB Engineering, Inc. (WBE, SBE, EBE)	C	Diaz Yourman & Associates, Inc. (MBE, SBE, EBE)	HA	DRP Engineering, Inc. (MBE, SBE, EBE)	APA
EcarnSecure (OBE)	N/A	El Camino Construction & Engineering (MBE, SBE, EBE)	HA	Engineering Management Consulting (OBE)	C
E-Nor Innovations, Inc. (MBE, SBE, DVBE)	AA	Envetco Services, Inc. (Envetco Engineering Services)	N/A	Epic Land Solutions, Inc. (WBE, SBE)	C
Eurofins Calscience, Inc. (OBE)	C	Far East Landscape and Maintenance Inc. (MBE, SBE, EBE)	APA	FAYZA, LLC (MBE, SBE, EBE, DVBE)	N/A
Global Transloading (WBE, SBE)	HA	Gold Coast Environmental (SBE)	N/A	Gold Construction Services (WBE, SBE, EBE)	C
Ground Penetrating Radar Systems, Inc. (OBE)	C	Gruen Associates (MBE, SBE)	APA	Hazen & Sawyer, P.C. (OBE)	N/A
Kehoe Testing & Engineering (OBE)	C	Kindel Gagan (OBE)	C	La Loma Development (MBE)	HA
Landmark Surveying Solutions (WBE, SBE, EBE)	N/A	LIN Consulting, Inc. (MBE, SBE, EBE)	APA	Los Angeles Engineering (OBE)	N/A
M2 Resource Consulting, Inc. (WBE, SBE)	C	MARRS Services, Inc. (MBE, WBE, SBE)	APA	Martini Drilling Corp. (MBE, SBE)	HA
Melinda Taylor & Associates, Landscape Architecture	C	Michael Baker International, Inc. (OBE)	C	Moore Iacofano Goltzman, Inc. (MIG) formerly AHBE	APA
Murakawa Communications (WBE, SBE, EBE)	APA	Ninjo & Moore (MBE)	HA	Orange Coast Analytical, Inc. (WBE, SBE, EBE)	C
Pacific Coast Locators, Inc. (SBE, EBE)	C	Pacoima Beautiful (OBE)	N/A	Pamela Burton & Co (WBE, SBE, EBE)	C
Power One, LLC (SBE)	N/A	ProjectLine Technical Services, Inc. (WBE, SBE, EBE)	APA	R&S Industrial Field Services, Inc. (OBE)	N/A
R. Dugan Construction Inc. (WBE, SBE, EBE)	C	Ross Infrastructure Development (SBE, EBE, DVBE)	N/A	S. Groner Associates (SBE, EBE)	C
Stantec Consulting Services, Inc. (OBE)	N/A	Stormwater Compliance, LLC (OBE)	N/A	The Morcos Group (WBE, SBE, EBE)	C
Tidal Influence, LLC (SBE, EBE)	N/A	Torrent Resources (OBE)	N/A	United Storm Water, Inc. (MBE)	HA
University of Southern California (OBE)	C	VCA Engineers (MBE, SBE, EBE)	APA	Wagner Engineering & Survey, Inc. (WBE, SBE, EBE)	C
Wallace Laboratories (OBE)	N/A	Woodard & Curran, Inc. (OBE)	C		

Subconsultant count: 77

Personal Services Contract System STATUS REPORT

Report Date: 12/31/2023
LA Sanitation and Environment

MWH Americas, Inc.

(Grouped with Sanitation On-Call Consultants - WESD, Business Inclusion Program)

Contract Description: Planning and Technical Services for Wastewater, Stormwater, and Solid Resources Programs

Consultant:	Stantec formerly MWH Americas, Inc.			Bureau:	LA Sanitation and Environment
Contract: C124346	Amount	Execution Date	Expiration Date	Division:	Administration
Original Contract	N/A	07/23/2014	07/22/2019	Project Manager:	Nancy Lantin
Exercise Time-	\$0.00	07/15/2019	07/23/2024	Phone:	(323) 342-6020

Financial Summary

Contract

Original Contract Ceiling:		N/A
Amendments (1):	+	\$0.00
Revised Contract Ceiling:	=	N/A

Sum of Monitored Tasks (7):		\$8,134,402.00
Sum of Tasks Exempted (1):	+	\$149,000.00
Cumulated Task Authority Amount:	=	\$8,283,402.00
Invoiced To Date:	-	\$3,467,868.24
Balance:	=	\$4,815,533.76

Lastest Invoice Data

Total Number of Invoices:	94
Latest Invoice Date:	11/28/2023
Latest Invoice Amount:	\$6,986.38

Invoice Summary

Total Invoice Amounts:	
For Monitored Tasks:	\$3,355,244.23
For Exempted Tasks:	\$112,624.01
Total:	\$3,467,868.24

Business Inclusion Program Status (Based on Monitored Task Orders)

Business Category	City APL	Weighted Pledged Amount From NTP	Weighted Pledged Percent	Actual Amount Invoiced	Actual Percent	Deviation From Pledge
MBE	18.00%	\$738,119.70	22.00%	\$876,883.88	26.13%	4.13%
WBE	4.00%	\$1,794,810.06	53.49%	\$1,560,532.95	46.51%	-6.98%
SBE	25.00%	\$1,458,030.70	43.46%	\$2,301,286.09	68.58%	25.12%
EBE	8.00%	\$730,194.66	21.76%	\$884,657.93	26.36%	4.60%
DVBE	3.00%	\$0.00	0.00%	\$0.00	0.00%	0.00%
OBE	0.00%	\$330,819.72	9.86%	\$281,229.37	8.38%	-1.48%

List of Subconsultants Involved

9D Analytics (SBE, EBE)	N/A	APPL, Inc. (WBE)	C	Atmospheric Analysis & Consulting, Inc. (MBE, SBE)	SAA
Belshire Environmental Services, Inc. (WBE)	C	Black & Veatch (OBE)	C	BluEvolutionNow (OBE)	C
Booky Oren - Global Water Technologies Ltd. (OBE)	C	Cabrinha, Hearn & Associates (MBE, SBE, EBE)	HA	Carollo Engineers (OBE)	C
Consensus, Inc. (WBE) (WBE, SBE)	C	Cordoba Corporation (MBE)	HA	Cyrous and Associates (OBE)	N/A
DHI Water & Environment, Inc. (OBE)	N/A	E-Nor Innovations, Inc. (MBE, SBE, DVBE)	AA	Eurofins Calscience, Inc. (OBE)	C
Eurofins Eaton Analytical, Inc. (OBE)	C	Eurofins Frontier Global Sciences (OBE)	C	Eurofins Lancaster Laboratories Environmental, LLC (OBE)	C
George Tchobanoglous, Ph.D., P.E. (OBE)	C	Geospatial Professional Solutions, Inc. (WBE)	APA	GeoSyntec Consultants (OBE)	N/A
Golden Triangle Land Surveying, Inc. (SBE, EBE, DVBE)	C	H&P Mobile Geochemistry, Inc. (WBE, SBE)	C	H2O Metrics ()	N/A
InterPhase Environmental, Inc. (MBE)	APA	JFS Environmental	C	JMDiaz, Inc. (MBE, SBE, EBE)	HA
Johnson-Frank & Associates, Inc. (OBE)	N/A	Mapvision Technologies, Inc. (MBE, SBE, EBE)	SAA	MARRS Services, Inc. (WBE, SBE)	APA
Pacific Coast Locators, Inc. (SBE, EBE)	C	PMCS Group (WBE, SBE, EBE)	C	Project Partners, Inc. (MBE, SBE)	APA
RedZone Robotics (OBE)	N/A	Strongarm Environmental Field Services (SBE, EBE)	C	SZ Studio (WBE)	C
T2 Utility Engineers (Cardno) (OBE)	N/A	The Morcos Group (WBE, SBE, EBE)	C	Trussell Tech (OBE)	C
V&A Consulting Engineering, Inc. (WBE, SBE, EBE)	HA				

Subconsultant count: 40

Personal Services Contract System

STATUS REPORT

Report Date: 12/31/2023
LA Sanitation and Environment

National Plant Services

(Grouped with Standard Contract C139249, Business Inclusion Program)

Contract Description: Professional Services Contract with Hoffman Southwest Corporation dba Professional Pro Pipe Services and national Plant Services Inc. for sewer condition assessment services; term is five (5) years with a month-to-month extension option for a maximum of one (1) year.

Consultant: National Plant Services, Inc.	Bureau: LA Sanitation and Environment									
Contract: C139249	Division: Clean Water North Collection Systems									
<table border="1" style="display: inline-table; border-collapse: collapse;"> <tr> <th style="width: 25%;">Amount</th> <th style="width: 25%;">Execution Date</th> <th style="width: 25%;">Expiration Date</th> </tr> <tr> <td>Original Contract</td> <td>\$20,000,000.00</td> <td>10/19/2021</td> </tr> <tr> <td></td> <td></td> <td>10/18/2026</td> </tr> </table>	Amount	Execution Date	Expiration Date	Original Contract	\$20,000,000.00	10/19/2021			10/18/2026	Project Manager: Jennifer Ly
Amount	Execution Date	Expiration Date								
Original Contract	\$20,000,000.00	10/19/2021								
		10/18/2026								
	Phone: (323) 342-6027									

Financial Summary

Contract

Original Contract Ceiling:	\$20,000,000.00
Amendments (0):	+
	\$0.00
Revised Contract Ceiling:	= \$20,000,000.00

Sum of Monitored Tasks (1):	\$20,000,000.00
Sum of Tasks Exempted (0):	+
	\$0.00
Cumulated Task Authority Amount:	= \$20,000,000.00
Invoiced To Date:	- \$193,646.23
Balance:	= \$19,806,353.77

Lastest Invoice Data

Total Number of Invoices:	108
Latest Invoice Date:	08/10/2023
Latest Invoice Amount:	\$4,262.99

Invoice Summary

Total Invoice Amounts:	
For Monitored Tasks:	\$193,646.23
For Exempted Tasks:	\$0.00
Total:	\$193,646.23

List of Subconsultants Involved

Personal Services Contract System

STATUS REPORT

Report Date: 12/31/2023
LA Sanitation and Environment

Professional Pipe (Hoffman Southwest Corp)

(Grouped with Standard Contract C139428, Business Inclusion Program)

Contract Description: Sewer condition assessment services; term is five (5) years with the option to extend on a month-to-month basis for a maximum of one (1) year.

Consultant:	Professional Pipe Services			Bureau:	LA Sanitation and Environment
Contract: C139428	Amount	Execution Date	Expiration Date	Division:	Clean Water North Collection Systems
Original Contract	\$20,000,000.00	11/10/2021	11/09/2026	Project Manager:	Jennifer Ly
				Phone:	(323) 342-6027

Financial Summary

Contract

Original Contract Ceiling:		\$20,000,000.00
Amendments (0):	+	\$0.00
Revised Contract Ceiling:	=	\$20,000,000.00
Sum of Monitored Tasks (1):		\$20,000,000.00
Sum of Tasks Exempted (0):	+	\$0.00
Cumulated Task Authority Amount:	=	\$20,000,000.00
Invoiced To Date:	-	\$176,033.79
Balance:	=	\$19,823,966.21

Lastest Invoice Data

Total Number of Invoices:	27
Latest Invoice Date:	07/01/2022
Latest Invoice Amount:	\$18,102.66

Invoice Summary

Total Invoice Amounts:	
For Monitored Tasks:	\$176,033.79
For Exempted Tasks:	\$0.00
Total:	\$176,033.79

List of Subconsultants Involved

Personal Services Contract System

STATUS REPORT

Report Date: 12/31/2023
LA Sanitation and Environment

Parkwood Landscape Maintenance, Inc.

(Grouped with Standard Contract C144143, Business Inclusion Program)

Contract Description: Provide specialized site services for the Japanese Garden and adjacent areas located at the Donald C. Tillman Water Reclamation Plant, 6100 Woodley Ave, Van Nuys, California 91406. Previous contract expired.

Consultant:	Parkwood Landscape Maintenance Inc.			Bureau:	LA Sanitation and Environment
Contract: C144143	Amount	Execution Date	Expiration Date	Division:	Donald C. Tillman Water Reclamation Plant
Original Contract	\$9,000,000.00	09/08/2023	09/07/2028	Project Manager:	Patrick Rigney
				Phone:	(818) 756-8000

Financial Summary

Contract

Original Contract Ceiling:		\$9,000,000.00
Amendments (0):	+	\$0.00
Revised Contract Ceiling:	=	\$9,000,000.00

Sum of Monitored Tasks (0):		\$0.00
Sum of Tasks Exempted (0):	+	\$0.00
Cumulated Task Authority Amount:	=	\$0.00
Invoiced To Date:	-	\$0.00
Balance:	=	\$0.00

Lastest Invoice Data

Total Number of Invoices:	0
Latest Invoice Date:	
Latest Invoice Amount:	\$0.00

Invoice Summary

Total Invoice Amounts:	
For Monitored Tasks:	\$0.00
For Exempted Tasks:	\$0.00
Total:	\$0.00

List of Subconsultants Involved

Personal Services Contract System

STATUS REPORT

Report Date: 12/31/2023
LA Sanitation and Environment

Joint Powers Agreement-S. Cal. Coastal Water Research Project to Study Impact of Wastewater

(Grouped with Standard Contract C63807, MBE WBE Outreach Program)

Contract Description: Joint Powers Agreement-S. Cal. Coastal Water Research Project to Study Impact of Wastewater

Consultant:	S. Cal. Coastal Water Research			Bureau:	LA Sanitation and Environment
Contract: C63807	Amount	Execution Date	Expiration Date	Division:	Environmental Monitoring Division
Original Contract	\$635,760.00	10/20/1969	10/21/1969	Project Manager:	Farhana Mohamed
Regular	\$0.00	10/20/1969	06/30/1982	Phone:	(310) 648-5923
Regular	\$529,800.00	06/30/1982	06/30/1985		
Regular	\$741,720.00	06/30/1985	06/30/1988		
Regular	\$0.00	06/30/1986	06/30/1988		
Regular	\$288,180.00	06/30/1988	06/30/1989		
Regular	\$312,900.00	06/30/1989	06/30/1990		
Regular	\$454,800.00	06/30/1989	06/30/1990		
Regular	\$1,135,656.60	06/30/1990	06/30/1991		
Regular	\$1,346,559.00	06/30/1991	06/30/1997		
Regular	\$1,175,000.00	06/30/1997	06/30/2001		
Regular	\$1,223,000.00	06/30/2001	06/30/2005		
Regular	\$1,399,527.00	03/02/2005	06/30/2009		
Regular	\$1,600,000.00	04/14/2008	06/30/2013		
Regular	\$1,600,000.00	06/20/2012	06/30/2017		
Regular	\$1,850,000.00	09/21/2016	06/30/2021		
Regular	\$884,204.00	11/17/2020	06/30/2026		

Financial Summary

Contract			
Original Contract Ceiling:			\$635,760.00
Amendments (16):	+	\$14,541,346.60	
Revised Contract Ceiling:	=	\$15,177,106.60	
Sum of Monitored Tasks (0):			\$0.00
Sum of Tasks Exempted (1):	+	\$10,842,902.60	
Cumulated Task Authority Amount:	=	\$10,842,902.60	
Invoiced To Date:	-	\$12,799,569.00	
Balance:	=	(\$1,956,666.40)	

Lastest Invoice Data

Total Number of Invoices:	40
Latest Invoice Date:	07/05/2022
Latest Invoice Amount:	\$530,450.00

Invoice Summary

Total Invoice Amounts:	
For Monitored Tasks:	\$0.00
For Exempted Tasks:	\$12,799,569.00
Total:	\$12,799,569.00

MBE WBE Outreach Program Status (Based on Monitored Task Orders)

Business Category	City APL	Weighted Pledged Amount From NTP	Weighted Pledged Percent	Actual Amount Invoiced	Actual Percent	Deviation From Pledge
MBE	12.00%	\$0.00	0.00%	\$0.00	0.00%	0.00%
WBE	2.00%	\$0.00	0.00%	\$0.00	0.00%	0.00%
OBE	0.00%	\$0.00	0.00%	\$0.00	0.00%	0.00%

List of Subconsultants Involved

Personal Services Contract System

STATUS REPORT

Report Date: 12/31/2023
LA Sanitation and Environment

Acco Engineered Systems Inc.

(Grouped with Sanitation On-Call Consultants - As-needed WWTP Mtce, Business Inclusion Program)

Contract Description: Specialized as-needed construction and maintenance services for wastewater treatment facilities, wastewater pumping and conveyance infrastructure, and solids handling facilities

Consultant: ACCO ENGINEERED SYSTEMS INC.	Bureau: LA Sanitation and Environment
Contract: C136181	Division: Hyperion Water Reclamation Plant
Original Contract	Project Manager: SANDRA CRISTOBAL
	Phone: (310) 648-5816

Financial Summary

Contract

Original Contract Ceiling:	+	N/A
Amendments (0):	+	\$0.00
Revised Contract Ceiling:	=	N/A

Sum of Monitored Tasks (1):	=	\$63,000,000.00
Sum of Tasks Exempted (0):	+	\$0.00
Cumulated Task Authority Amount:	=	\$63,000,000.00
Invoiced To Date:	-	\$1,130,820.98
Balance:	=	\$61,869,179.02

Lastest Invoice Data

Total Number of Invoices:	36
Latest Invoice Date:	05/22/2023
Latest Invoice Amount:	\$4,872.86

Invoice Summary

Total Invoice Amounts:	
For Monitored Tasks:	\$1,130,820.98
For Exempted Tasks:	\$0.00
Total:	\$1,130,820.98

List of Subconsultants Involved

AQUALity Engineering, Inc. (WBE)	C	RF MacDonald (OBE)	N/A
----------------------------------	---	--------------------	-----

Subconsultant count: 2

Personal Services Contract System

STATUS REPORT

Report Date: 12/31/2023
LA Sanitation and Environment

Murray Plumbing and Heating Corp.

(Grouped with Sanitation On-Call Consultants - As-needed WWTP Mtce, Business Inclusion Program)

Contract Description: Specialized as-needed construction and maintenance services for wastewater treatment facilities, wastewater pumping and conveyance infrastructure, and solids handling facilities

Consultant: MURRAY PLUMBING & HEATING CORPORATION (DBA	Bureau: LA Sanitation and Environment
Contract: C136182	Division: Hyperion Water Reclamation Plant
Original Contract	Project Manager: SANDRA CRISTOBAL
	Phone: (310) 648-5816

Financial Summary

Contract

Original Contract Ceiling:	N/A	
Amendments (0):	+	\$0.00
Revised Contract Ceiling:	=	N/A
Sum of Monitored Tasks (1):		\$63,000,000.00
Sum of Tasks Exempted (0):	+	\$0.00
Cumulated Task Authority Amount:	=	\$63,000,000.00
Invoiced To Date:	-	\$7,141,518.88
Balance:	=	\$55,858,481.12

Lastest Invoice Data

Total Number of Invoices:	52
Latest Invoice Date:	10/20/2023
Latest Invoice Amount:	\$840.00

Invoice Summary

Total Invoice Amounts:	
For Monitored Tasks:	\$7,141,518.88
For Exempted Tasks:	\$0.00
Total:	\$7,141,518.88

List of Subconsultants Involved

Personal Services Contract System STATUS REPORT

Report Date: 12/31/2023
LA Sanitation and Environment

Project Development and Drilling Contract Management of Terminal Island Renewable Energy Project

(Grouped with Standard Contract C109787, MBE WBE Outreach Program)

Contract Description: Terralog Technologies USA, Inc for Project Development and Drilling Contract Management of Terminal Island Renewable Energy Project

Consultant:	Terralog Technologies USA, Inc.(GeoEnvironment)			Bureau:	LA Sanitation and Environment
Contract: C109787	Amount	Execution Date	Expiration Date	Division:	Hyperion Water Reclamation Plant
Original Contract	\$3,036,000.00	05/15/2006	05/16/2009	Project Manager:	Alan Tran
Regular	\$4,876,000.00	09/28/2007	05/15/2009	Phone:	(310) 648-5995
Regular	\$19,020,952.00	03/01/2010	01/31/2014		
Regular	\$0.00	12/23/2013	01/31/2016		
Regular	\$31,287,555.00	07/07/2015	09/27/2018		
Regular	\$0.00	09/27/2018	09/27/2020		
Regular	\$16,428,062.00	11/13/2020	09/27/2023		
Regular	\$38,936,330.00	01/12/2024	01/11/2029		

Financial Summary

Contract			
Original Contract Ceiling:			\$3,036,000.00
Amendments (7):	+		\$110,548,899.00
Revised Contract Ceiling:	=		\$113,584,899.00
Sum of Monitored Tasks (1):			\$113,584,899.00
Sum of Tasks Exempted (0):	+		\$0.00
Cumulated Task Authority Amount:	=		\$113,584,899.00
Invoiced To Date:	-		\$52,392,079.75
Balance:	=		\$61,192,819.25

Lastest Invoice Data

Total Number of Invoices:	526
Latest Invoice Date:	11/30/2023
Latest Invoice Amount:	\$9,351.45

Invoice Summary

Total Invoice Amounts:	
For Monitored Tasks:	\$52,392,079.75
For Exempted Tasks:	\$0.00
Total:	\$52,392,079.75

MBE WBE Outreach Program Status (Based on Monitored Task Orders)

Business Category	City APL	Weighted Pledged Amount From NTP	Weighted Pledged Percent	Actual Amount Invoiced	Actual Percent	Deviation From Pledge
MBE	12.00%	\$10,478.42	0.02%	\$13,885.00	0.02%	0.00%
WBE	2.00%	\$0.00	0.00%	\$0.00	0.00%	0.00%
OBE	0.00%	\$9,514,401.68	18.16%	\$9,830,614.86	18.76%	0.60%

List of Subconsultants Involved

A-1 Coast (OBE)	N/A	ACCU-CUT, INC. (OBE)	C	ACME (OBE)	N/A
Advantek Waste Management Services (OBE)	N/A	Aguilar Testing Service (OBE)	N/A	Aidyl Corp dba Sinclair Drilling Fluids (OBE)	N/A
Alameda Construction Services (MBE)	AA	Allen Co. (OBE)	C	Avel Roll Off (OBE)	N/A
B&L Casing Services (OBE)	N/A	Baker Hughes Inteq (OBE)	N/A	Berg Electric (OBE)	C
BG Oil Tool LLC (OBE)	N/A	BJ Services (OBE)	C	Black Gold Pump (OBE)	N/A
Bob Hill Hydraulic Crane (OBE)	N/A	Bob-Vac Services Inc (OBE)	N/A	Brandt (OBE)	N/A
C.W. Services (OBE)	N/A	Calscience Environmental Laboratories, Inc. (MBE)	APA	Cameron Inc (OBE)	N/A
Cannon Services LTD (OBE)	N/A	Chris Co Bits (OBE)	N/A	Core Labs (OBE)	N/A
CSM Metal Fabrication and Engineering (OBE)	C	Davis Lynch Inc (OBE)	N/A	Dedicated Vacuum Services (OBE)	N/A
DeWitt (OBE)	N/A	Dion and Sons Inc (OBE)	N/A	D-MAC Electrical Contractors (OBE)	N/A
DMW Industries Inc (OBE)	N/A	Don Clarke (OBE)	N/A	Downhole Stabilization (OBE)	N/A
Driltek Professional Drilling Mgt (OBE)	N/A	Eagle Trucking and Crane Svc (OBE)	N/A	Elco, Inc. (OBE)	C
Elec Tech (OBE)	C	Energy Tubulars Inc (OBE)	N/A	EPIC Engineers (OBE)	C
ESG (Engineering Seismology Group Canada, Inc.) (OBE)	C	FALCON Engineering Services, Inc. (OBE)	SAA	Falcon Fuels (OBE)	N/A
FedEX (OBE)	N/A	Flat Top Enterprises Inc (OBE)	N/A	Gallade Chemical (OBE)	N/A
GeoDrilling Fluids Inc (OBE)	N/A	GeoMechanics Technologies, LLC (OBE)	C	Goldmark Diesel Equipment (OBE)	N/A
Halliburton Energy Services (OBE)	N/A	Hill's Welding & Engineering (OBE)	N/A	Hogg Drilling Specialty Const Inc (OBE)	N/A
John Guzman Crane Service (OBE)	C	John Phillips (OBE)	N/A	Kelly Pipe (OBE)	N/A
Kenai Drilling (OBE)	N/A	Key Energy Service (OBE)	N/A	Lovco Construction Inc (OBE)	N/A
MD Totco (OBE)	N/A	MiSwaco (OBE)	C	Motion Industries (OBE)	N/A
Murray Company (OBE)	C	National Oil Well Varco (OBE)	NA	Noriega Pipeline Inc. (MBE)	HA
Oil Field Tubulars and Supply (OBE)	N/A	Oil Well Service Company (OBE)	C	Pacific Petroleum (OBE)	N/A
Patriot Resources (OBE)	N/A	Patroit Environmental Services (OBE)	N/A	Pensinger's Motor Homes (OBE)	N/A
Petroleum Solids Control (OBE)	N/A	PetroLog Inc (OBE)	N/A	Phillips Steel (OBE)	N/A
Pinnacle Technologies (OBE)	N/A	Postal Annex (OBE)	N/A	Probe - Kuster (OBE)	C
Rain for Rent (OBE)	C	Ray Lomber & Associates (OBE)	N/A	Reed Hycalog (OBE)	N/A
Reliable Equipment Rental Inc (OBE)	N/A	Santa Clara Waste Water (OBE)	N/A	Schlumberger Well Services (OBE)	N/A
Smith Bros Crane Rental, Inc. (OBE)	C	Solid-Bond Inc (OBE)	N/A	SOS Crane & Trucking (OBE)	N/A
Spectrum Geophysics (OBE)	C	Superior Electric Motors (OBE)	N/A	T & T Truck and Crane (OBE)	N/A
The Regents of the University (OBE)	N/A	Tiger Cased Hole Services Inc (OBE)	N/A	TMG Transportation Inc (OBE)	N/A
Traffic Solutions (OBE)	N/A	Trench Plate Rental Co (OBE)	N/A	Tubular Inspection (OBE)	N/A
Tyrad (OBE)	N/A	United Site Services (OBE)	N/A	Variable Speed Solutions (OBE)	N/A
Weatherford US, LP (OBE)	C	Well Dynamics (OBE)	C	West Coast Casing LLC (OBE)	N/A
Worldwide Equipment Rental (OBE)	N/A				

Subconsultant count: 100

Personal Services Contract System

STATUS REPORT

Report Date: 12/31/2023
LA Sanitation and Environment

Constellation NewEnergy Inc.

(Grouped with Standard Contract C123575, Business Inclusion Program)

Contract Description: For Implementation of the Digester Gas Utilization Project

Consultant:	Constellation NewEnergy, Inc			Bureau:	LA Sanitation and Environment
Contract: C123575	Amount	Execution Date	Expiration Date	Division:	Hyperion Water Reclamation Plant
Original Contract	\$227,555,000.00	01/21/2014	01/20/2024	Project Manager:	HI SANG KIM
Regular	\$0.00	04/29/2017	04/28/2027	Phone:	(310) 648-5507
Regular	\$0.00	12/07/2021	04/28/2027		

Financial Summary

Contract

Original Contract Ceiling:		\$227,555,000.00
Amendments (2):	+	\$0.00
Revised Contract Ceiling:	=	\$227,555,000.00
Sum of Monitored Tasks (1):		\$227,555,000.00
Sum of Tasks Exempted (0):	+	\$0.00
Cumulated Task Authority Amount:	=	\$227,555,000.00
Invoiced To Date:	-	\$44,942,459.22
Balance:	=	\$182,612,540.78

Lastest Invoice Data

Total Number of Invoices:	64
Latest Invoice Date:	12/15/2023
Latest Invoice Amount:	\$417,459.11

Invoice Summary

Total Invoice Amounts:	
For Monitored Tasks:	\$44,942,459.22
For Exempted Tasks:	\$0.00
Total:	\$44,942,459.22

Business Inclusion Program Status (Based on Monitored Task Orders)

Business Category	City APL	Weighted Pledged Amount From NTP	Weighted Pledged Percent	Actual Amount Invoiced	Actual Percent	Deviation From Pledge
MBE	10.00%	\$0.00	0.00%	\$0.00	0.00%	0.00%
WBE	2.00%	\$0.00	0.00%	\$0.00	0.00%	0.00%
OBE	0.00%	\$0.00	0.00%	\$0.00	0.00%	0.00%

List of Subconsultants Involved

Morrow-Meadows Corporation (WBE)	C	OneSource Distributors (OBE)	N/A	Stantec formerly MWH Americas, Inc. (OBE)	C
Vanderweil Engineering (OBE)	N/A				

Subconsultant count: 4

Personal Services Contract System

STATUS REPORT

Report Date: 12/31/2023
LA Sanitation and Environment

Hyperion Water Reclamation Plant (HWRP) Outfall Annual Inspections

(Grouped with Standard Contract C132310, Business Inclusion Program)

Contract Description: As-needed Hyperion Water Reclamation Plant (HWRP) Outfall Annual Inspections

Consultant:	Ballard Diving & Salvage, Inc.			Bureau:	LA Sanitation and Environment
Contract: C132310	Amount	Execution Date	Expiration Date	Division:	Hyperion Water Reclamation Plant
Original Contract	\$1,050,000.00	11/05/2018	11/04/2023	Project Manager:	SEREYWATH KENG
Exercise Time-	\$0.00	06/02/2023	11/01/2025	Phone:	(310) 648-5919

Financial Summary

Contract

Original Contract Ceiling:		\$1,050,000.00
Amendments (1):	+	\$0.00
Revised Contract Ceiling:	=	\$1,050,000.00

Sum of Monitored Tasks (1):		\$1,050,000.00
Sum of Tasks Exempted (0):	+	\$0.00
Cumulated Task Authority Amount:	=	\$1,050,000.00
Invoiced To Date:	-	\$364,432.78
Balance:	=	\$685,567.22

Lastest Invoice Data

Total Number of Invoices:	12
Latest Invoice Date:	10/24/2023
Latest Invoice Amount:	\$6,900.00

Invoice Summary

Total Invoice Amounts:	
For Monitored Tasks:	\$364,432.78
For Exempted Tasks:	\$0.00
Total:	\$364,432.78

List of Subconsultants Involved

Personal Services Contract System

STATUS REPORT

Report Date: 12/31/2023
LA Sanitation and Environment

Progressive Design-Build Agreement

(Grouped with Standard Contract C133194, Business Inclusion Program)

Contract Description: Progressive Design-Build Agreement

Consultant:	Walsh Construction Company			Bureau:	LA Sanitation and Environment
Contract: C133194	Amount	Execution Date	Expiration Date	Division:	Hyperion Water Reclamation Plant
Original Contract	\$38,760,000.00	05/16/2019	05/16/2024	Project Manager:	CHRISTINA JONES
Regular	\$54,132,535.31	03/19/2021	05/16/2024	Phone:	(310) 648-5160

Financial Summary

Contract

Original Contract Ceiling:		\$38,760,000.00
Amendments (1):	+	\$54,132,535.31
Revised Contract Ceiling:	=	\$92,892,535.31

Sum of Monitored Tasks (1):		\$54,132,535.31
Sum of Tasks Exempted (0):	+	\$0.00
Cumulated Task Authority Amount:	=	\$54,132,535.31
Invoiced To Date:	-	\$0.00
Balance:	=	\$54,132,535.31

Lastest Invoice Data

Total Number of Invoices:	0
Latest Invoice Date:	
Latest Invoice Amount:	\$0.00

Invoice Summary

Total Invoice Amounts:	
For Monitored Tasks:	\$0.00
For Exempted Tasks:	\$0.00
Total:	\$0.00

List of Subconsultants Involved

ABC Liovin Drilling, Inc. (SBE)	C	Brown & Caldwell (OBE)	C	Davis Blue Print Company, Inc. (MBE, SBE, EBE)	HA
Geo-Advantec, Inc. (SBE, EBE)	C	Hayward Baker, Inc. (OBE)	C	IEM (WBE, SBE, EBE)	C
Moran Consulting Corporation (SBE, EBE)	HA	O2EPCM, Inc. (WBE, SBE, EBE)	N/A		

Subconsultant count: 8

Personal Services Contract System STATUS REPORT

Report Date: 12/31/2023
LA Sanitation and Environment

Parsons Environment & Infrastructure Group, Inc. On-Call Personal Services for the Sanitation Automation Master Plan (AMP)
(Grouped with Sanitation On-Call Consultants - ICSD, Business Inclusion Program)

Contract Description: As-Needed Consultant Services for the Implementation of the Sanitation Automation Master Plan (AMP)

Consultant: Parsons Contract: C127357 Original Contract	<table border="1" style="width: 100%; border-collapse: collapse;"> <tr> <th style="width: 25%;">Amount</th> <th style="width: 25%;">Execution Date</th> <th style="width: 25%;">Expiration Date</th> </tr> <tr> <td style="text-align: center;">N/A</td> <td style="text-align: center;">04/08/2016</td> <td style="text-align: center;">04/07/2024</td> </tr> </table>	Amount	Execution Date	Expiration Date	N/A	04/08/2016	04/07/2024	Bureau: LA Sanitation and Environment Division: Information & Control Systems Project Manager: NICOLAS TRAN Phone: (213) 485-2281
Amount	Execution Date	Expiration Date						
N/A	04/08/2016	04/07/2024						

Financial Summary

Contract

Original Contract Ceiling:	N/A
Amendments (0):	+ \$0.00
Revised Contract Ceiling:	= N/A
<hr/>	
Sum of Monitored Tasks (0):	\$0.00
Sum of Tasks Exempted (0):	+ \$0.00
Cumulated Task Authority Amount:	= \$0.00
Invoiced To Date:	- \$0.00
Balance:	= \$0.00

Lastest Invoice Data

Total Number of Invoices:	0
Latest Invoice Date:	
Latest Invoice Amount:	\$0.00

Invoice Summary

Total Invoice Amounts:	
For Monitored Tasks:	\$0.00
For Exempted Tasks:	\$0.00
Total:	\$0.00

Business Inclusion Program Status (Based on Monitored Task Orders)

Business Category	City APL	Weighted Pledged Amount From NTP	Weighted Pledged Percent	Actual Amount Invoiced	Actual Percent	Deviation From Pledge
MBE	18.00%	\$0.00	0.00%	\$0.00	0.00%	0.00%
WBE	4.00%	\$0.00	0.00%	\$0.00	0.00%	0.00%
SBE	25.00%	\$0.00	0.00%	\$0.00	0.00%	0.00%
EBE	8.00%	\$0.00	0.00%	\$0.00	0.00%	0.00%
DVBE	3.00%	\$0.00	0.00%	\$0.00	0.00%	0.00%
OBE	0.00%	\$0.00	0.00%	\$0.00	0.00%	0.00%

List of Subconsultants Involved

3S Global Business Solutions (WBE)	SAA
------------------------------------	-----

Subconsultant count: 1

Personal Services Contract System

STATUS REPORT

Report Date: 12/31/2023
LA Sanitation and Environment

Tetra Tech, Inc. On-Call Personal Services for the Sanitation Automation Master Plan (AMP)

(Grouped with Sanitation On-Call Consultants - ICSD, Business Inclusion Program)

Contract Description: As-Needed Consultant Services for the Implementation of the Sanitation Automation Master Plan (AMP)

Consultant: Tetra Tech, Inc. Contract: C127358 Original Contract	<table border="1" style="width: 100%; border-collapse: collapse;"> <tr> <th style="width: 25%;">Amount</th> <th style="width: 25%;">Execution Date</th> <th style="width: 25%;">Expiration Date</th> </tr> <tr> <td style="text-align: center;">N/A</td> <td style="text-align: center;">04/08/2016</td> <td style="text-align: center;">04/07/2024</td> </tr> </table>	Amount	Execution Date	Expiration Date	N/A	04/08/2016	04/07/2024	Bureau: LA Sanitation and Environment Division: Information & Control Systems Project Manager: NICOLAS TRAN Phone: (213) 485-2281
Amount	Execution Date	Expiration Date						
N/A	04/08/2016	04/07/2024						

Financial Summary

Contract

Original Contract Ceiling:	N/A
Amendments (0):	+ \$0.00
Revised Contract Ceiling:	= N/A

Sum of Monitored Tasks (1):	\$146,000.00
Sum of Tasks Exempted (0):	+ \$0.00
Cumulated Task Authority Amount:	= \$146,000.00
Invoiced To Date:	- \$144,682.00
Balance:	= \$1,318.00

Lastest Invoice Data

Total Number of Invoices:	11
Latest Invoice Date:	04/24/2019
Latest Invoice Amount:	\$8,736.00

Invoice Summary

Total Invoice Amounts:	
For Monitored Tasks:	\$144,682.00
For Exempted Tasks:	\$0.00
Total:	\$144,682.00

Business Inclusion Program Status (Based on Monitored Task Orders)

Business Category	City APL	Weighted Pledged Amount From NTP	Weighted Pledged Percent	Actual Amount Invoiced	Actual Percent	Deviation From Pledge
MBE	18.00%	\$43,404.60	30.00%	\$121,920.00	84.26%	54.26%
WBE	4.00%	\$0.00	0.00%	\$0.00	0.00%	0.00%
SBE	25.00%	\$0.00	0.00%	\$121,920.00	84.26%	84.26%
EBE	8.00%	\$0.00	0.00%	\$0.00	0.00%	0.00%
DVBE	3.00%	\$0.00	0.00%	\$0.00	0.00%	0.00%
OBE	0.00%	\$0.00	0.00%	\$8,320.00	5.75%	5.75%

List of Subconsultants Involved

Atlas Teknology Group, Inc. (WBE, SBE, EBE)	APA	Carter Industrial Automation (OBE)	AA	PMCM Consulting Engineers (MBE, SBE)	AA
---	-----	------------------------------------	----	--------------------------------------	----

Subconsultant count: 3

Personal Services Contract System STATUS REPORT

Report Date: 12/31/2023
LA Sanitation and Environment

CH2M Hill Engineers, Inc. On-Call Personal Services for the Sanitation Automation Master Plan (AMP)

(Grouped with Sanitation On-Call Consultants - ICSD, Business Inclusion Program)

Contract Description: As-Needed Consultant Services for the Implementation of the Sanitation Automation Master Plan (AMP)

Consultant:	CH2M Hill Engineers, Inc. (subsidiary of Jacobs)			Bureau:	LA Sanitation and Environment
Contract: C127359	Amount	Execution Date	Expiration Date	Division:	Information & Control Systems
Original Contract	N/A	04/08/2016	04/07/2024	Project Manager:	NICOLAS TRAN
				Phone:	(213) 485-2281

Financial Summary

Contract

Original Contract Ceiling:		N/A
Amendments (0):	+	\$0.00
Revised Contract Ceiling:	=	N/A

Sum of Monitored Tasks (2):		\$5,068,259.00
Sum of Tasks Exempted (0):	+	\$0.00
Cumulated Task Authority Amount:	=	\$5,068,259.00
Invoiced To Date:	-	\$4,976,622.68
Balance:	=	\$91,636.32

Lastest Invoice Data

Total Number of Invoices:	41
Latest Invoice Date:	02/22/2023
Latest Invoice Amount:	\$29,022.81

Invoice Summary

Total Invoice Amounts:	
For Monitored Tasks:	\$4,976,622.68
For Exempted Tasks:	\$0.00
Total:	\$4,976,622.68

Business Inclusion Program Status (Based on Monitored Task Orders)

Business Category	City APL	Weighted Pledged Amount From NTP	Weighted Pledged Percent	Actual Amount Invoiced	Actual Percent	Deviation From Pledge
MBE	18.00%	\$361,199.49	7.26%	\$1,338,460.52	26.89%	19.63%
WBE	4.00%	\$704,443.01	14.16%	\$646,043.15	12.98%	-1.18%
SBE	25.00%	\$1,073,261.34	21.57%	\$815,657.88	16.38%	-5.19%
EBE	8.00%	\$1,073,261.34	21.57%	\$778,854.12	15.65%	-5.92%
DVBE	3.00%	\$0.00	0.00%	\$0.00	0.00%	0.00%
OBE	0.00%	\$662,660.61	13.32%	\$397,178.16	7.98%	-5.34%

List of Subconsultants Involved

D R Consultants & Designers, Inc. (MBE, SBE, EBE)	HA	E.W. Moon Inc. (WBE, SBE, EBE)	AA	Fasold Control Systems, Inc. (WBE)	C
Integrated Engineering Management (IEM) (WBE)	C	PMCS Group, Inc.* (WBE, SBE, EBE)	C		

Subconsultant count: 5

Personal Services Contract System

STATUS REPORT

Report Date: 12/31/2023
LA Sanitation and Environment

Nth Generation Computing, Inc. On-Call Personal Services for the Sanitation Automation Master Plan
(AMP)
(Grouped with Sanitation On-Call Consultants - ICSD, Business Inclusion Program)

Contract Description: As-Needed Consultant Services for the Implementation of the Sanitation Automation Master Plan (AMP)

Consultant: Nth Generation Computing Contract: C127360 <table style="width: 100%; border-collapse: collapse;"> <tr> <th style="width: 25%;">Amount</th> <th style="width: 25%;">Execution Date</th> <th style="width: 25%;">Expiration Date</th> </tr> <tr> <td>Original Contract</td> <td>N/A</td> <td>04/08/2016</td> </tr> <tr> <td></td> <td></td> <td>04/07/2024</td> </tr> </table>	Amount	Execution Date	Expiration Date	Original Contract	N/A	04/08/2016			04/07/2024	Bureau: LA Sanitation and Environment Division: Information & Control Systems Project Manager: NICOLAS TRAN Phone: (213) 485-2281
Amount	Execution Date	Expiration Date								
Original Contract	N/A	04/08/2016								
		04/07/2024								

Financial Summary

Contract

Original Contract Ceiling:	+	N/A
Amendments (0):	+	\$0.00
Revised Contract Ceiling:	=	N/A

Sum of Monitored Tasks (1):	+	\$148,918.00
Sum of Tasks Exempted (0):	+	\$0.00
Cumulated Task Authority Amount:	=	\$148,918.00
Invoiced To Date:	-	\$42,484.25
Balance:	=	\$106,433.75

Lastest Invoice Data

Total Number of Invoices:	8
Latest Invoice Date:	07/14/2021
Latest Invoice Amount:	\$4,977.25

Invoice Summary

Total Invoice Amounts:	
For Monitored Tasks:	\$42,484.25
For Exempted Tasks:	\$0.00
Total:	\$42,484.25

Business Inclusion Program Status (Based on Monitored Task Orders)

Business Category	City APL	Weighted Pledged Amount From NTP	Weighted Pledged Percent	Actual Amount Invoiced	Actual Percent	Deviation From Pledge
MBE	18.00%	\$0.00	0.00%	\$0.00	0.00%	0.00%
WBE	4.00%	\$0.00	0.00%	\$0.00	0.00%	0.00%
SBE	25.00%	\$0.00	0.00%	\$0.00	0.00%	0.00%
EBE	8.00%	\$0.00	0.00%	\$0.00	0.00%	0.00%
DVBE	3.00%	\$0.00	0.00%	\$0.00	0.00%	0.00%
OBE	0.00%	\$0.00	0.00%	\$0.00	0.00%	0.00%

List of Subconsultants Involved

3S Global Business Solutions (MBE, SBE, EBE)	SAA	Academy Partners Inc (SBE, EBE, DVBE)	N/A	AdaptiveEdge LLC (SBE, EBE)	N/A
Caffeinated Networks LLC (OBE)	N/A	E.K. Consulting (WBE)	HA	Executants (WBE)	SAA
Jada Systems Inc (SBE, EBE)	N/A	MK Partners Inc (SBE, EBE)	N/A	Third Millennium Business Systems Inc (MBE)	N/A

Subconsultant count: 9

Personal Services Contract System STATUS REPORT

Report Date: 12/31/2023
LA Sanitation and Environment

DCSE, Inc. On-Call Personal Services for the Sanitation Automation Master Plan (AMP)

(Grouped with Sanitation On-Call Consultants - ICSD, Business Inclusion Program)

Contract Description: As-Needed Consultant Services for the Implementation of the Sanitation Automation Master Plan (AMP)

Consultant:	DCSE Inc.			Bureau:	LA Sanitation and Environment
Contract: C127362	Amount	Execution Date	Expiration Date	Division:	Information & Control Systems
Original Contract	N/A	04/08/2016	04/07/2024	Project Manager:	NICOLAS TRAN
				Phone:	(213) 485-2281

Financial Summary

Contract

Original Contract Ceiling:	N/A
Amendments (0):	+ \$0.00
Revised Contract Ceiling:	= N/A

Sum of Monitored Tasks (3):	\$10,527,838.00
Sum of Tasks Exempted (0):	+ \$0.00
Cumulated Task Authority Amount:	= \$10,527,838.00
Invoiced To Date:	- \$11,175,788.57
Balance:	= (\$647,950.57)

Lastest Invoice Data

Total Number of Invoices:	144
Latest Invoice Date:	11/06/2023
Latest Invoice Amount:	\$100,225.80

Invoice Summary

Total Invoice Amounts:	
For Monitored Tasks:	\$11,175,788.57
For Exempted Tasks:	\$0.00
Total:	\$11,175,788.57

Business Inclusion Program Status (Based on Monitored Task Orders)

Business Category	City APL	Weighted Pledged Amount From NTP	Weighted Pledged Percent	Actual Amount Invoiced	Actual Percent	Deviation From Pledge
MBE	10.00%	\$3,820,286.86	34.18%	\$3,855,551.34	34.49%	0.31%
WBE	2.00%	\$372,390.17	3.33%	\$818,797.27	7.32%	3.99%
SBE	1.00%	\$372,390.17	3.33%	\$920,354.46	8.23%	4.90%
EBE	1.00%	\$372,390.17	3.33%	\$909,706.50	8.13%	4.80%
DVBE	1.00%	\$0.00	0.00%	\$0.00	0.00%	0.00%
OBE	0.00%	\$0.00	0.00%	\$0.00	0.00%	0.00%

List of Subconsultants Involved

EK Consulting (MBE)	HA	The Morcos Group (SBE, EBE)	C
---------------------	----	-----------------------------	---

Subconsultant count: 2

Personal Services Contract System STATUS REPORT

Report Date: 12/31/2023
LA Sanitation and Environment

3DI, Inc. On-Call Personal Services for the Sanitation Automation Master Plan (AMP)

(Grouped with Sanitation On-Call Consultants - ICSD, Business Inclusion Program)

Contract Description: As-Needed Consultant Services for the Implementation of the Sanitation Automation Master Plan (AMP)

Consultant: 3Di Inc. Contract: C127363 Original Contract	<table border="1" style="width: 100%; border-collapse: collapse;"> <tr> <th style="width: 20%;">Amount</th> <th style="width: 20%;">Execution Date</th> <th style="width: 20%;">Expiration Date</th> </tr> <tr> <td style="text-align: center;">N/A</td> <td style="text-align: center;">04/08/2016</td> <td style="text-align: center;">04/07/2024</td> </tr> </table>	Amount	Execution Date	Expiration Date	N/A	04/08/2016	04/07/2024	Bureau: LA Sanitation and Environment Division: Information & Control Systems Project Manager: NICOLAS TRAN Phone: (213) 485-2281
Amount	Execution Date	Expiration Date						
N/A	04/08/2016	04/07/2024						

Financial Summary

Contract

Original Contract Ceiling:	N/A
Amendments (0):	+ \$0.00
Revised Contract Ceiling:	= N/A

Sum of Monitored Tasks (2):	\$634,000.00
Sum of Tasks Exempted (0):	+ \$0.00
Cumulated Task Authority Amount:	= \$634,000.00
Invoiced To Date:	- \$146,820.00
Balance:	= \$487,180.00

Lastest Invoice Data

Total Number of Invoices:	7
Latest Invoice Date:	04/20/2020
Latest Invoice Amount:	\$3,400.00

Invoice Summary

Total Invoice Amounts:	
For Monitored Tasks:	\$146,820.00
For Exempted Tasks:	\$0.00
Total:	\$146,820.00

Business Inclusion Program Status (Based on Monitored Task Orders)

Business Category	City APL	Weighted Pledged Amount From NTP	Weighted Pledged Percent	Actual Amount Invoiced	Actual Percent	Deviation From Pledge
MBE	18.00%	\$0.00	0.00%	\$0.00	0.00%	0.00%
WBE	4.00%	\$0.00	0.00%	\$0.00	0.00%	0.00%
SBE	25.00%	\$0.00	0.00%	\$0.00	0.00%	0.00%
EBE	8.00%	\$0.00	0.00%	\$0.00	0.00%	0.00%
DVBE	3.00%	\$0.00	0.00%	\$0.00	0.00%	0.00%
OBE	0.00%	\$0.00	0.00%	\$0.00	0.00%	0.00%

List of Subconsultants Involved

Personal Services Contract System STATUS REPORT

Report Date: 12/31/2023
LA Sanitation and Environment

CDM Smith, Inc. On-Call Personal Services for the Sanitation Automation Master Plan (AMP)

(Grouped with Sanitation On-Call Consultants - ICSD, Business Inclusion Program)

Contract Description: As-Needed Consultant Services for the Implementation of the Sanitation Automation Master Plan (AMP)

Consultant:	CDM Smith Inc.			Bureau:	LA Sanitation and Environment
Contract: C127364	Amount	Execution Date	Expiration Date	Division:	Information & Control Systems
Original Contract	N/A	04/08/2016	04/07/2024	Project Manager:	NICOLAS TRAN
				Phone:	(213) 485-2281

Financial Summary

Contract

Original Contract Ceiling:		N/A
Amendments (0):	+	\$0.00
Revised Contract Ceiling:	=	N/A
Sum of Monitored Tasks (0):		\$0.00
Sum of Tasks Exempted (0):	+	\$0.00
Cumulated Task Authority Amount:	=	\$0.00
Invoiced To Date:	-	\$0.00
Balance:	=	\$0.00

Lastest Invoice Data

Total Number of Invoices:	0
Latest Invoice Date:	
Latest Invoice Amount:	\$0.00

Invoice Summary

Total Invoice Amounts:	
For Monitored Tasks:	\$0.00
For Exempted Tasks:	\$0.00
Total:	\$0.00

Business Inclusion Program Status (Based on Monitored Task Orders)

Business Category	City APL	Weighted Pledged Amount From NTP	Weighted Pledged Percent	Actual Amount Invoiced	Actual Percent	Deviation From Pledge
MBE	18.00%	\$0.00	0.00%	\$0.00	0.00%	0.00%
WBE	4.00%	\$0.00	0.00%	\$0.00	0.00%	0.00%
SBE	25.00%	\$0.00	0.00%	\$0.00	0.00%	0.00%
EBE	8.00%	\$0.00	0.00%	\$0.00	0.00%	0.00%
DVBE	3.00%	\$0.00	0.00%	\$0.00	0.00%	0.00%
OBE	0.00%	\$0.00	0.00%	\$0.00	0.00%	0.00%

List of Subconsultants Involved

Personal Services Contract System STATUS REPORT

Report Date: 12/31/2023
LA Sanitation and Environment

Westin Engineering, Inc. On-Call Personal Services for the Sanitation Automation Master Plan (AMP)

(Grouped with Sanitation On-Call Consultants - ICSD, Business Inclusion Program)

Contract Description: As-Needed Consultant Services for the Implementation of the Sanitation Automation Master Plan (AMP)

Consultant:	Westin Engineering, Inc.			Bureau:	LA Sanitation and Environment
Contract: C127372	Amount	Execution Date	Expiration Date	Division:	Information & Control Systems
Original Contract	N/A	04/08/2016	04/07/2024	Project Manager:	NICOLAS TRAN
				Phone:	(213) 485-2281

Financial Summary

Contract

Original Contract Ceiling:	N/A
Amendments (0):	+
Revised Contract Ceiling:	=

Sum of Monitored Tasks (0):	\$0.00
Sum of Tasks Exempted (0):	+
Cumulated Task Authority Amount:	=
Invoiced To Date:	-
Balance:	=

Lastest Invoice Data

Total Number of Invoices:	0
Latest Invoice Date:	
Latest Invoice Amount:	\$0.00

Invoice Summary

Total Invoice Amounts:	
For Monitored Tasks:	\$0.00
For Exempted Tasks:	\$0.00
Total:	\$0.00

Business Inclusion Program Status (Based on Monitored Task Orders)

Business Category	City APL	Weighted Pledged Amount From NTP	Weighted Pledged Percent	Actual Amount Invoiced	Actual Percent	Deviation From Pledge
MBE	18.00%	\$0.00	0.00%	\$0.00	0.00%	0.00%
WBE	4.00%	\$0.00	0.00%	\$0.00	0.00%	0.00%
SBE	25.00%	\$0.00	0.00%	\$0.00	0.00%	0.00%
EBE	8.00%	\$0.00	0.00%	\$0.00	0.00%	0.00%
DVBE	3.00%	\$0.00	0.00%	\$0.00	0.00%	0.00%
OBE	0.00%	\$0.00	0.00%	\$0.00	0.00%	0.00%

List of Subconsultants Involved

Personal Services Contract System

STATUS REPORT

Report Date: 12/31/2023
LA Sanitation and Environment

Inflection Point Solutions, LLC On-Call Personal Services for the Sanitation Automation Master Plan
(AMP)
 (Grouped with Sanitation On-Call Consultants - ICSD, Business Inclusion Program)

Contract Description: As-Needed Consultant Services for the Implementation of the Sanitation Automation Master Plan (AMP)

Consultant:	Inflection Point Solutions			Bureau:	LA Sanitation and Environment
Contract: C127373	Amount	Execution Date	Expiration Date	Division:	Information & Control Systems
Original Contract	N/A	04/08/2016	04/07/2024	Project Manager:	NICOLAS TRAN
Regular	\$300,000.00	07/10/2017	04/08/2023	Phone:	(213) 485-2281

Financial Summary

Contract

Original Contract Ceiling:		N/A
Amendments (1):	+	\$300,000.00
Revised Contract Ceiling:	=	N/A

Sum of Monitored Tasks (1):		\$949,960.00
Sum of Tasks Exempted (0):	+	\$0.00
Cumulated Task Authority Amount:	=	\$949,960.00
Invoiced To Date:	-	\$718,542.50
Balance:	=	\$231,417.50

Lastest Invoice Data

Total Number of Invoices:	66
Latest Invoice Date:	11/16/2023
Latest Invoice Amount:	\$547.50

Invoice Summary

Total Invoice Amounts:	
For Monitored Tasks:	\$718,542.50
For Exempted Tasks:	\$0.00
Total:	\$718,542.50

Business Inclusion Program Status (Based on Monitored Task Orders)

Business Category	City APL	Weighted Pledged Amount From NTP	Weighted Pledged Percent	Actual Amount Invoiced	Actual Percent	Deviation From Pledge
MBE	18.00%	\$0.00	0.00%	\$0.00	0.00%	0.00%
WBE	4.00%	\$540,343.96	75.20%	\$588,505.00	81.90%	6.70%
SBE	25.00%	\$540,343.96	75.20%	\$418,060.00	58.18%	-17.02%
EBE	8.00%	\$0.00	0.00%	\$0.00	0.00%	0.00%
DVBE	3.00%	\$0.00	0.00%	\$0.00	0.00%	0.00%
OBE	0.00%	\$0.00	0.00%	\$0.00	0.00%	0.00%

List of Subconsultants Involved

Ryst Consulting, Inc. (WBE, SBE)	C
Subconsultant count: 1	

Personal Services Contract System
STATUS REPORT

Report Date: 12/31/2023
LA Sanitation and Environment

Inflection Point Solutions

(Grouped with Standard Contract C142177, Business Inclusion Program)

Contract Description: For the integrated maintenance and support of Inflection Point Solutions software products

Consultant: Inflection Point Solutions	Bureau: LA Sanitation and Environment
Contract: C142177	Division: Information & Control Systems
Original Contract	Project Manager: Dan Seto
	Phone: (310) 648-5205

Financial Summary

Contract

Original Contract Ceiling:	\$9,524,230.00
Amendments (0):	+ \$0.00
Revised Contract Ceiling:	= \$9,524,230.00

Sum of Monitored Tasks (0):	\$0.00
Sum of Tasks Exempted (1):	+ \$9,524,230.00
Cumulated Task Authority Amount:	= \$9,524,230.00
Invoiced To Date:	- \$487,151.16
Balance:	= \$9,037,078.84

Lastest Invoice Data

Total Number of Invoices:	8
Latest Invoice Date:	07/18/2023
Latest Invoice Amount:	\$18,239.17

Invoice Summary

Total Invoice Amounts:	
For Monitored Tasks:	\$0.00
For Exempted Tasks:	\$487,151.16
Total:	\$487,151.16

List of Subconsultants Involved

Personal Services Contract System

STATUS REPORT

Report Date: 12/31/2023
LA Sanitation and Environment

Golden Bell Products for Roach Control and Treatment Services

(Grouped with Standard Contract C132625, Business Inclusion Program)

Contract Description: Roach Control and Treatment Services

Consultant:	Golden Bell Products, Inc			Bureau:	LA Sanitation and Environment
Contract: C132625	Amount	Execution Date	Expiration Date	Division:	Wastewater Collection Systems Division (Inactive)
Original Contract	\$995,000.00	01/08/2019	01/07/2024	Project Manager:	Nelema Bhowmick
				Phone:	(323) 342-6028

Financial Summary

Contract

Original Contract Ceiling:		\$995,000.00
Amendments (0):	+	\$0.00
Revised Contract Ceiling:	=	\$995,000.00

Sum of Monitored Tasks (0):		\$0.00
Sum of Tasks Exempted (1):	+	\$995,000.00
Cumulated Task Authority Amount:	=	\$995,000.00
Invoiced To Date:	-	\$763,394.66
Balance:	=	\$231,605.34

Lastest Invoice Data

Total Number of Invoices:	29
Latest Invoice Date:	09/07/2023
Latest Invoice Amount:	\$48,671.10

Invoice Summary

Total Invoice Amounts:	
For Monitored Tasks:	\$0.00
For Exempted Tasks:	\$763,394.66
Total:	\$763,394.66

List of Subconsultants Involved

Personal Services Contract System STATUS REPORT

Report Date: 12/31/2023
LA Sanitation and Environment

Contract Agreement Between the City of Los Angeles and Honeywell International Inc.

(Grouped with Standard Contract C119948, MBE WBE Outreach Program)

Contract Description: For the Los Angeles Wastewater Control System Replacement Project (LAWCSR)

Consultant:	Honeywell International, Inc			Bureau:	LA Sanitation and Environment
Contract: C119948	Amount	Execution Date	Expiration Date	Division:	Wastewater Engineering Services Division
Original Contract	\$97,500,885.00	12/14/2011	12/13/2026	Project Manager:	Sam Alavi
				Phone:	(310) 648-5733

Financial Summary

Contract

Original Contract Ceiling:		\$97,500,885.00
Amendments (0):	+	\$0.00
Revised Contract Ceiling:	=	\$97,500,885.00

Sum of Monitored Tasks (1):		\$97,500,885.00
Sum of Tasks Exempted (0):	+	\$0.00
Cumulated Task Authority Amount:	=	\$97,500,885.00
Invoiced To Date:	-	\$0.00
Balance:	=	\$97,500,885.00

Lastest Invoice Data

Total Number of Invoices:	0
Latest Invoice Date:	
Latest Invoice Amount:	\$0.00

Invoice Summary

Total Invoice Amounts:	
For Monitored Tasks:	\$0.00
For Exempted Tasks:	\$0.00
Total:	\$0.00

MBE WBE Outreach Program Status (Based on Monitored Task Orders)

Business Category	City APL	Weighted Pledged Amount From NTP	Weighted Pledged Percent	Actual Amount Invoiced	Actual Percent	Deviation From Pledge
MBE	10.00%	\$0.00	0.00%	\$0.00	0.00%	0.00%
WBE	2.00%	\$0.00	0.00%	\$0.00	0.00%	0.00%
OBE	0.00%	\$0.00	0.00%	\$0.00	0.00%	0.00%

List of Subconsultants Involved

California Spectra Instrumentation Inc (OBE)	N/A	D R Consultants & Designers, Inc. (MBE)	HA	JM Fiber Optics, Inc (MBE)	HA
KAL Architects Inc (WBE)	APA	Kennard Design Group (WBE)	AA	WorleyParsons Group Inc. (OBE)	N/A
Wunderlich- Malec (OBE)	N/A				

Subconsultant count: 7

Personal Services Contract System

STATUS REPORT

Report Date: 12/31/2023
LA Sanitation and Environment

McCrometer (acquired Hach Company)

(Grouped with Standard Contract C125697, Business Inclusion Program)

Contract Description: install calibrate and maintain flow monitors in the City of Los Angeles for Wastewater Collection System Flow Gauging Data

Consultant:	Hach Company			Bureau:	LA Sanitation and Environment
Contract: C125697	Amount	Execution Date	Expiration Date	Division:	Wastewater Engineering Services Division
Original Contract	N/A	05/27/2015	05/26/2020	Project Manager:	CHRISTINE HEINRICH-JOSTIES
Exercise Time-	\$0.00	11/06/2020	05/26/2025	Phone:	(323) 342-1574

Financial Summary

Contract

Original Contract Ceiling:		N/A
Amendments (1):	+	\$0.00
Revised Contract Ceiling:	=	N/A

Sum of Monitored Tasks (0):		\$0.00
Sum of Tasks Exempted (1):	+	\$13,000,000.00
Cumulated Task Authority Amount:	=	\$13,000,000.00
Invoiced To Date:	-	\$7,785,555.00
Balance:	=	\$5,214,445.00

Lastest Invoice Data

Total Number of Invoices:	90
Latest Invoice Date:	08/05/2023
Latest Invoice Amount:	\$92,890.00

Invoice Summary

Total Invoice Amounts:	
For Monitored Tasks:	\$0.00
For Exempted Tasks:	\$7,785,555.00
Total:	\$7,785,555.00

Business Inclusion Program Status (Based on Monitored Task Orders)

Business Category	City APL	Weighted Pledged Amount From NTP	Weighted Pledged Percent	Actual Amount Invoiced	Actual Percent	Deviation From Pledge
MBE	4.00%	\$0.00	0.00%	\$0.00	0.00%	0.00%
WBE	2.00%	\$0.00	0.00%	\$0.00	0.00%	0.00%
OBE	0.00%	\$0.00	0.00%	\$0.00	0.00%	0.00%

List of Subconsultants Involved

Ardurra Group, Inc. (OBE)	N/A	E2 Consulting Engineers, Inc. (MBE)	SAA	Target 1 Instruments (WBE)	APA
Total Flow, Inc. (SBE, EBE)	C	Utility Systems Science and Software, Inc. (MBE)	HA	V&A Consulting Engineering, Inc. (MBE)	HA

Subconsultant count: 6

Personal Services Contract System

STATUS REPORT

Report Date: 12/31/2023
LA Sanitation and Environment

Jacobs Project Management Company (JPMCo)

(Grouped with Standard Contract C142633, Business Inclusion Program)

Contract Description: Engineering Services for the Advanced Water Purification Facility and other necessary facilities at Donald C. Tillman Water Reclamation Plant

Consultant: Jacobs Project Management Co.	Bureau: LA Sanitation and Environment
Contract: C142633	Division: Wastewater Engineering Services Division
Original Contract	Project Manager: RYAN THIHA
Amount: \$29,822,735.00	Phone: (323) 342-6229
Execution Date: 02/14/2023	
Expiration Date: 02/13/2027	

Financial Summary

Contract

Original Contract Ceiling:	\$29,822,735.00
Amendments (0):	+ \$0.00
Revised Contract Ceiling:	= \$29,822,735.00
Sum of Monitored Tasks (1):	\$29,822,735.00
Sum of Tasks Exempted (0):	+ \$0.00
Cumulated Task Authority Amount:	= \$29,822,735.00
Invoiced To Date:	- \$6,453,818.75
Balance:	= \$23,368,916.25

Lastest Invoice Data

Total Number of Invoices:	8
Latest Invoice Date:	12/04/2023
Latest Invoice Amount:	\$958,908.44

Invoice Summary

Total Invoice Amounts:	
For Monitored Tasks:	\$6,453,818.75
For Exempted Tasks:	\$0.00
Total:	\$6,453,818.75

List of Subconsultants Involved

Beyaz & Patel, Inc. (MBE, SBE, EBE)	APA	Creative Mad Systems Inc. (WBE, SBE, EBE)	C	DDB Engineering, Inc. (WBE, SBE)	C
Global Design Build (MBE, SBE)	HA	Integrated Engineering Management (IEM) (WBE, SBE,	C	Kennard Design Group (MBE, SBE)	AA
Lee & Ro, Inc. (MBE, SBE)	APA	MLA Green, INC. dba Studio-MLA (MBE, SBE)	HA	Sol Construction, Inc. (OBE)	N/A
Urban Strategy Group Inc. (MBE)	HA				

Subconsultant count: 10

Personal Services Contract System

STATUS REPORT

Report Date: 12/31/2023
LA Sanitation and Environment

G2 Construction, Inc.

(Grouped with Standard Contract C144220, Business Inclusion Program)

Contract Description: Fabrication and installation of Full Capture Catch Basin Inserts and Curb Opening Screen Covers

Consultant: **G2 Construction, Inc.**

Bureau:

LA Sanitation and Environment

Contract: **C144220**

Amount

Execution Date

Expiration Date

Division:

Watershed Protection Division

Original Contract

\$8,000,000.00

09/19/2023

09/18/2028

Project Manager:

ALFREDO MAGALLANES

Phone:

(213) 485-3958

Financial Summary

Contract

Original Contract Ceiling:		\$8,000,000.00
Amendments (0):	+	\$0.00
Revised Contract Ceiling:	=	\$8,000,000.00

Sum of Monitored Tasks (0):		\$0.00
Sum of Tasks Exempted (0):	+	\$0.00
Cumulated Task Authority Amount:	=	\$0.00
Invoiced To Date:	-	\$0.00
Balance:	=	\$0.00

Lastest Invoice Data

Total Number of Invoices:	0
Latest Invoice Date:	
Latest Invoice Amount:	\$0.00

Invoice Summary

Total Invoice Amounts:	
For Monitored Tasks:	\$0.00
For Exempted Tasks:	\$0.00
Total:	\$0.00

List of Subconsultants Involved

Personal Services Contract System

STATUS REPORT

Report Date: 12/31/2023
LA Sanitation and Environment

Ecology Control Industries (dba American Stormwater)

(Grouped with Standard Contract C144221, Business Inclusion Program)

Contract Description: Fabrication and Installation of Full Capture Catch Basin Inserts and Curb Opening Screen Covers

Consultant: Ecology Control Industries, Inc.	Bureau: LA Sanitation and Environment									
Contract: C144221	Division: Watershed Protection Division									
<table border="1" style="display: inline-table; border-collapse: collapse;"> <tr> <th style="text-align: left;">Amount</th> <th style="text-align: left;">Execution Date</th> <th style="text-align: left;">Expiration Date</th> </tr> <tr> <td>Original Contract</td> <td>\$12,000,000.00</td> <td>09/19/2023</td> </tr> <tr> <td></td> <td></td> <td>09/18/2028</td> </tr> </table>	Amount	Execution Date	Expiration Date	Original Contract	\$12,000,000.00	09/19/2023			09/18/2028	Project Manager: ALFREDO MAGALLANES
Amount	Execution Date	Expiration Date								
Original Contract	\$12,000,000.00	09/19/2023								
		09/18/2028								
	Phone: (213) 485-3958									

Financial Summary

Contract

Original Contract Ceiling:	\$12,000,000.00
Amendments (0):	+ \$0.00
Revised Contract Ceiling:	= \$12,000,000.00

Sum of Monitored Tasks (0):	\$0.00
Sum of Tasks Exempted (0):	+ \$0.00
Cumulated Task Authority Amount:	= \$0.00
Invoiced To Date:	- \$0.00
Balance:	= \$0.00

Lastest Invoice Data

Total Number of Invoices:	0
Latest Invoice Date:	
Latest Invoice Amount:	\$0.00

Invoice Summary

Total Invoice Amounts:	
For Monitored Tasks:	\$0.00
For Exempted Tasks:	\$0.00
Total:	\$0.00

List of Subconsultants Involved

NON-ACTIVE CONTRACTS

This section lists contracts that have not yet been invoiced.

Contracts are grouped by Program, Division, and sorted by Prime Company's Name, and include the following:

- Contract Awarded Amount
- Contract Manager's Name
- Contract Execution Date
- Contract Expiration Date

Personal Services Contract System

NON-ACTIVE CONTRACTS

(Sorted by Program, Division, Consultant, and Contract)

Report Date: 12/31/2023
LA Sanitation and Environment

Consultant	Contract	Contract Ceiling	Contract Manager	Execution Date	Expiration Date
HAZARDOUS TOXIC MTRL Program (HTM)					
Solid Resources Citywide Recycling (SRCR)					
1 Clean Harbors Environmental Services (OBE)	C143651	\$432,800,000	John Park	6/26/2023	6/30/2028
SOLID WASTE Program (SW)					
Solid Resources Commercial Franchise Division (SRCFD)					
1 Arakelian Enterprises, Inc. DBA Athens Services (OBE)	C128879	\$1	Daniel Meyers	1/31/2017	1/30/2027
2 Calmet Services Inc (OBE)	C128875	\$1	Daniel Meyers	1/31/2017	1/30/2027
3 Consolidated Disposal Services, LLC (OBE)	C128880	\$1	Daniel Meyers	1/31/2017	1/30/2027
4 NASA Services, Inc. (OBE)	C128876	\$1	Daniel Meyers	1/31/2017	1/30/2027
5 Universal Waste Systems, Inc. (OBE)	C128881	\$1	Daniel Meyers	1/31/2017	1/30/2027
6 USA Waste of California, Inc. (OBE)	C128878	\$1	Daniel Meyers	1/31/2017	1/30/2027
7 Ware Disposal Company Inc (OBE)	C128877	\$1	Daniel Meyers	1/31/2017	1/30/2027
Solid Resources Citywide Recycling (SRCR)					
1 Electronic Recyclers of America, LLC (OBE)	C123999	\$500,000	Yasamin Yarmo	6/3/2014	6/2/2025
Solid Resources -Support Services (SRSSD)					
1 B&B Plastics Inc ()	C138039	\$750,000	Ronald Milo	3/16/2021	3/15/2026
SUPPORT SERVICES (SS)					
Solid Resources -Support Services (SRSSD)					
1 Arakelian Enterprises, Inc. DBA Athens Services (OBE)	C142419	\$687,031,879	JAMES ROSKA	1/12/2023	12/31/2027
2 Recology Blossom Valley Organics South (OBE)	C142417	\$251,793,974	JAMES ROSKA	1/12/2023	12/31/2027
WASTEWATER PROGRAM (WW)					
Administration (ADMN)					
1 AKM Consulting Engineers (SBE, DBE)	C124328	\$0	Nancy Lantin	7/23/2014	7/23/2024
2 MARRS Services, Inc. (MBE, WBE, SBE)	C124332	\$0	Nancy Lantin	7/23/2014	7/23/2024
3 Psomas (OBE)	C124338	\$0	Nancy Lantin	7/23/2014	7/23/2024
Donald C. Tillman Water Reclamation Plant (DCT)					
1 Parkwood Landscape Maintenance Inc. (OBE)	C144143	\$9,000,000	Patrick Rigney	9/8/2023	9/7/2028
Hyperion Water Reclamation Plant (HWRP)					
1 Walsh Construction Company (OBE)	C133194	\$92,892,535	CHRISTINA JONES	5/16/2019	5/16/2024
Information & Control Systems (ICSD)					
1 CDM Smith Inc. (OBE)	C127364	\$0	NICOLAS TRAN	4/8/2016	4/7/2024
2 Parsons (OBE)	C127357	\$0	NICOLAS TRAN	4/8/2016	4/7/2024
3 Westin Engineering, Inc. (OBE)	C127372	\$0	NICOLAS TRAN	4/8/2016	4/7/2024
Wastewater Engineering Services Division (WESD)					
1 Honeywell International, Inc (OBE)	C119948	\$97,500,885	Sam Alavi	12/14/2011	12/13/2026
Watershed Protection Division (WPD)					
1 Ecology Control Industries, Inc. (OBE)	C144221	\$12,000,000	ALFREDO MAGALLANES	9/19/2023	9/18/2028
2 G2 Construction, Inc. (MBE)	C144220	\$8,000,000	ALFREDO MAGALLANES	9/19/2023	9/18/2028

Total number of non-active contracts: 23

GLOSSARY

Personal Services Contract System
GLOSSARY

Report Date: 12/31/2023
LA Sanitation and Environment

OF CONTRACTS:

Sum of the number of contracts for a particular consultant or subconsultant.

% ACTUAL:

MBE, WBE, and DBE percentage of contract that has been invoiced to date.
$$= (\text{Actual Utilization Invoiced To Date} / \text{Total Invoiced Amount To Date}) \times 100$$

% DEVIATION:

Difference between the % Actual and the % Planned. If the % Actual is less than the % Planned the deviation will be a negative value.

% INVOICED TO REVISED CONTRACT CEILING:

Percentage of the Revised Contract Ceiling that has already been invoiced.
$$= (\text{Invoiced To Date} / \text{Revised Contract Ceiling}) \times 100$$

% PLANNED:

Percentage of contract that is planned to be completed by MBE, WBE, and DBE based on the contractual participation goals or the utilization plan.
$$= (\text{Cumulative Planned Utilization Payment To Date} / \text{Cumulative Total Planned Utilization To Date}) \times 100.$$

ACTUAL TO DATE:

The cumulative utilization amount invoiced to date grouped by their respected Business Enterprises (MBE, WBE, DBE or OBE).

AMENDMENTS:

During the course of a contract, it can be changed in many ways. Those changes, authorized by the BPW which affect time, money, and/or the scope of service should be identified as an amendment to the contract. The execution date of the amendment should also be included.

BOTH:

The consultant is both Minority and Women Business Enterprise.

COMMENTS ON DBE:

Specific comments regarding stipulations or conditions affecting the DBE participation of the contract.

COMMENTS ON MBE:

Specific comments regarding stipulations or conditions affecting the MBE participation of the contract.

COMMENTS ON WBE:

Specific comments regarding stipulations or conditions affecting the WBE participation of the contract.

COMPLIANCE DEVIATION:

Difference between the % Actual and the % Planned. If the % Actual is less than the % Planned the deviation will be a negative value. The threshold for requiring an explanation in the Comments section for a negative deviation is <-0.5%.

CONSULTANT:

The full business name of the prime consultant awarded the contract by the Board of Public Works.

CONTRACT CEILING:

The dollar amount authorized for the contract. The ceiling includes costs for services, equipment, profit, subconsultant work, and subconsultant's profit.

CONTRACT NUMBER:

The five or six digit number (usually starting with a C) assigned by the City Clerk's Office.

Personal Services Contract System

GLOSSARY

Report Date: 12/31/2023
LA Sanitation and Environment

CONTRACT TITLE:

The title of the contract as identified in the executed contract. There are a maximum of 100 characters available for input.

CONTRACTUAL PLEDGE PARTICIPATION :

MBE, WBE, and DBE participation percentages for the executed contract. The contractual participation should be entered as percentage (i.e.. MBE: 18%, WBE: 4%, DBE: 20%). The dollar contractual participation will be automatically calculated as a portion of the Revised Contract Ceiling.

DBE:

Disadvantaged Business Enterprise. The City will follow the federally funded program requirements for DBE. The certification is verified in compliance with 49CFR, Part 26.

DIVISION:

The division within the Bureau responsible for the contract. information.

DVBE

Disabled Veteran Business Enterprise

EBE

Emerging Business Enterprise

ETHNICITY:

The ethnic code of the primary owner of the consultant or subconsultant business, using the following codes:

AA	African American	HA	Hispanic American
APA	Asian Pacific American	NA	Native American
C	Caucasian	SAA	Subcontinent Asian American

EXECUTION DATE:

The date the Mayor or the Board of Public Works, if authorized to do so, executes the contract. The contract is executed when the President or two members of the Board of Public Works sign the contract.

EXPENDITURE PLAN

The expenditure plan is the planned monthly distribution of expenditures budgeted for the duration of the contract and must be submitted by the Prime Consultant. If the expenditure plan has not been established, then a default calculation (Revised Contract Ceiling divided by the duration of the contract in months) is used.

EXPIRATION DATE:

The date when the contract will expire.

INVOICED TO DATE:

The cumulative amount processed to date for payment to the consultant.

MBE/WBE/DBE/OBE:

Identification of the Prime Consultant or Subconsultant(s) as an MBE, WBE, DBE, or OBE for a particular contract.

MBE:

Minority Business Enterprise.

NON-ACTIVE CONTRACTS:

Contracts that have no historical invoices to date. Status Report for these contracts are not printed. These contracts become "Active" as soon as the first invoice is entered.

Personal Services Contract System
GLOSSARY

Report Date: 12/31/2023
LA Sanitation and Environment

OBE:

Other Business Enterprise.

PLANNED TO DATE:

The cumulative amount of the Expenditure Plan from the date of execution to the latest invoiced date.

PLEDGES

Percent of Minority, Women, Disadvantage and Other Business Enterprises provided by the Prime consultant as described in the Board Report authorizing the work to be performed.

PROGRAM:

The program within the BOE responsible for the contract. (Example: Municipal Facilities Program, Stormwater Program, Wastewater Program, etc.).

REPORT DATE:

Date that the report is printed.

REVISED CONTRACT CEILING (RCC):

The sum of the Contract Ceiling plus any approved dollar amendments that have been added to the contract. In the case of a contract with no contractual ceiling, the sum of the Task Amounts will be used as the Revised Contract Ceiling.

RFP OR RFQ:

Request for Proposal (RFP) or Request for Qualifications (RFQ). These are types of solicitations for services on personal services contracts with the City.

RFP/RFQ DATE:

The date the solicitation is sent out.

SBE

Small Business Enterprise

SIGNIFICANT DEVIATION:

When the compliance deviation is less than -0.5%. This requires the Prime Consultant to explain why the Subconsultants pledged goals are not met.

TASKS:

When the main contract does not specify a project for the scope of services, a Task Order is assigned to a specific contract for each specific individual project. This task order will specify the scope of services and associated fees. A new task order can be issued when there is a change in the scope of services and fees for the same project. A contract can also be assigned multiple task orders, each being for a different project.

TOTAL AMOUNT OF CONTRACTS:

The sum of the Revised Contract Ceilings for a particular consultant or subconsultant.

WBE:

Women Business Enterprise.

For more information, please contact:

Nancy Lantin
Centralized Contracts Unit
12000 Vista del Mar
Playa del Rey, CA 90293
310-648-5186
nancy.lantin@lacity.org