

Department of Public Works

Bureau of Engineering
Report No. 2

August 30, 2024
CD No. 7

ISSUE THE TASK FOR SOLICITATION No. 96 TO JOHN FRIEDMAN ALICE KIMM ARCHITECTS FROM THE PRE-QUALIFIED ON-CALL CONSULTANTS LIST TO PROVIDE ARCHITECTURAL AND ENGINEERING DESIGN AND CONSTRUCTION ADMINISTRATION SERVICES FOR THE COUNCIL DISTRICT No. 7 SYLMAR SENIOR CENTER PROJECT (WORK ORDER No. E1908955, CONTRACT No. C-124801)

RECOMMENDING THE BOARD OF PUBLIC WORKS (BOARD):

AUTHORIZE the City Engineer to issue the task to John Friedman Alice Kimm Architects, Contract No. 124801, from the Pre-Qualified On-Call (PQOC) Architectural and Related Professional Services Consultants List to provide architectural and engineering design and construction administration services for the Council District No. 7 Sylmar Senior Center Project (Project), as stated in Task Order Solicitation (TOS) No. 96, with a budget authority of \$723,000, including contingency.

TRANSMITTALS

1. Copy of the Bureau of Engineering (BOE) and the Bureau of Contract Administration (BCA) Joint Report No. 1, adopted on June 11, 2014, authorizing the execution of the 2014 PQOC Architectural and Related Professional Services Consultants List.
2. Copy of the BOE and the BCA Joint Report No. 2, adopted on September 11, 2019, authorizing the increase in contract term of the 2014 PQOC Architectural and Related Professional Services Consultants List from five to 10 years.
3. Copy of TOS No. 96 entitled "CD 7 Sylmar Senior Center", dated February 1, 2024.

DISCUSSION***Background***

On June 11, 2014, the Board approved the PQOC list of 20 consultants to provide architectural design and related professional services for the Architectural Division (Transmittal No. 1). On September 11, 2019, the Board approved the increase in the PQOC contract duration from five years to 10 years (Transmittal No. 2). The extended 2014 PQOC Architectural and Related Professional Services contracts will expire on September 23, 2024, though BOE is in the process of requesting an extension for ongoing projects.

The Project site (Figure No. 1) is situated off Polk Street, between Borden Avenue and Glenoaks Boulevard, adjacent to Los Angeles Fire Department Station 91. Located at 13109 Borden Avenue, Sylmar, CA 91342, Sylmar Park spans approximately 20.5 acres, with the Project site positioned in the easternmost corner of the park. Sylmar Park boasts

a range of outdoor amenities, including a baseball diamond, basketball courts, a children's play area, an outdoor pool and splash area, picnic tables, a soccer field, tennis courts, and outdoor fitness equipment. The existing indoor facilities at the park include a modest auditorium/gym/stage and a community room.

Additionally, the park features the Susan B. Anthony Building, which contributes to the district's eligibility for listing in the National Register of Historic Places, as recognized through the Section 106 process, and is listed in the California Register of Historical Resources. The Project site is located northwest of the Susan B. Anthony Building, in an open picnic area adjacent to a park walking path and the park's overflow parking lot next to the Fire Department.



Figure No. 1 - Project site for proposed facility along Polk Street

The Project was initiated by Council District No. 7 to address the lack of suitable building space required to facilitate the park's desire to provide the community with programs for senior citizens and youth.

The Project will benefit the neighborhood by adding a much-needed center where senior citizens may gather to participate in community programs. The proposed 3,500 square foot facility will provide flexible floorspace to accommodate a variety of classes, such as cultural, nutrition, and fitness classes, as well as group activities such as bingo, sewing, lunches, and dances. Additionally, the facility will have a computer room allowing for classes or personal computer use for those who do not have access at home to computers. The

August 30, 2024
Page 3

overall Project site including outdoor space will encompass roughly 5,000 square feet of park near the western parking lot (Figure No. 2). This parking lot is typically utilized by those going to the tennis or basketball courts or as an overflow for the main parking lot located off of Borden Avenue. Due to the current underutilization of this parking lot, no alterations are required to meet increased parking needs that will result from the additional building.

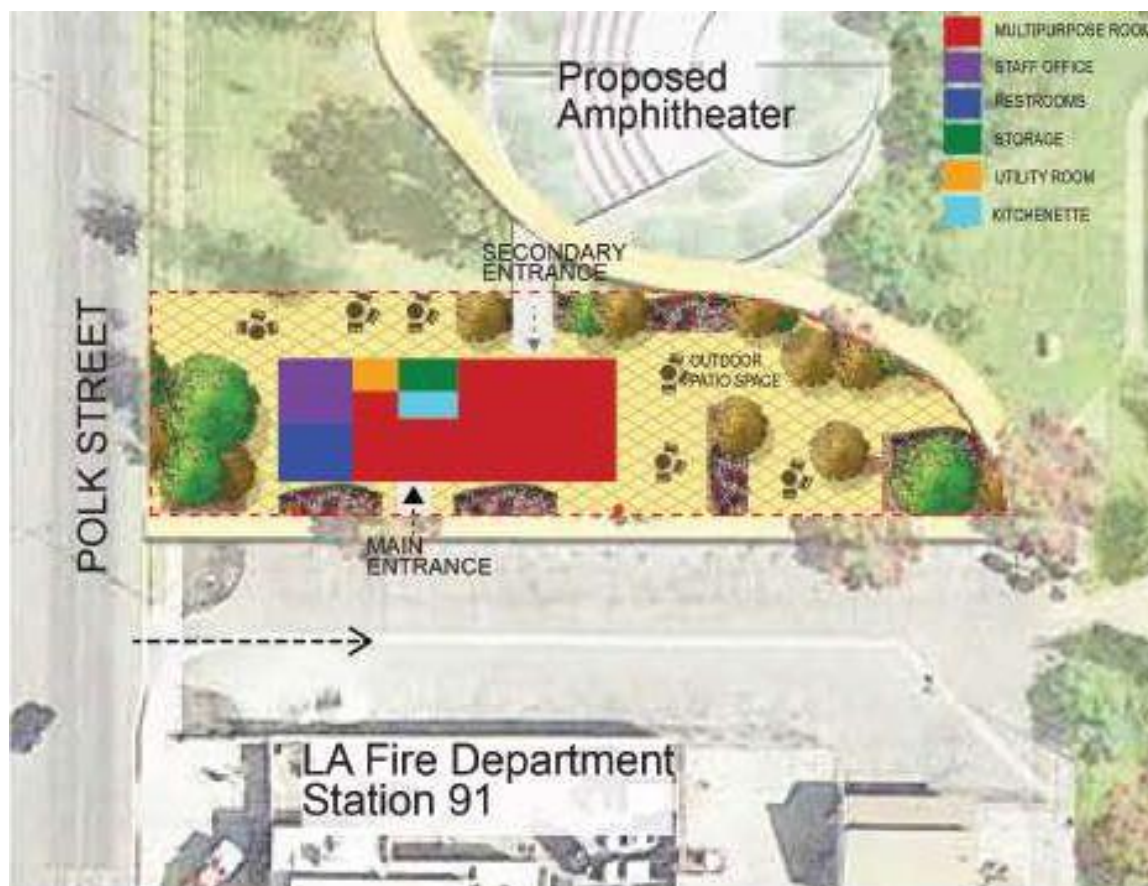


Figure No. 2 - Conceptual design for proposed Senior Center.

TOS Description

The Project consists of the design and construction of a new 3,500 square foot building to help facilitate the programs Recreation and Parks wish to provide for the community. The building is to be built in the northwesterly section of Sylmar Park adjacent to the currently underused parking lot. The proposed building will consist of a multipurpose area that may be broken down into multiple rooms depending on the activities, a computer room, office space, utility room, kitchenette, and restrooms. In addition to the building, approximately 1,500 square feet of hardscape outdoor space will be built to provide pathways, sitting areas, potential outdoor activities space, and to beautify the area with native plants with new irrigation for the landscaped area.

John Friedman Alice Kimm Architects, in accordance with the contract, shall perform architectural, landscape, civil, structural, mechanical, plumbing, electrical engineering design services, as well as cost estimating, constructability review and support services for all phases of the Project (Transmittal No. 3).

The consultant shall provide all necessary coordination and documentation to ensure the design documents meet any required historical requirements and coordinate all work associated with agencies having jurisdiction over the Project.

The use of the PQOC Architectural and Related Professional Services Consultants List is recommended in order to meet the projected timeline. City of Los Angeles (City) staff is not currently available for design and support services within the required timeline for this Project.

Summary of Selection and Negotiations

A TOS was issued on February 1, 2024, via the Los Angeles Regional Alliance Marketplace for Procurement to all 20 PQOC consultants on the list. A non-mandatory pre-proposal meeting and job walk was conducted on February 21, 2024. Four firms responded and submitted proposals: XTEN Architecture, Lehrer Architects LA, Eric Owen Moss Architects, and John Friedman Alice Kimm Architects. John Friedman Alice Kimm Architects' proposal was determined to be the best value based on their demonstrated ability to deliver similar projects.

Upon negotiation, the consultant's fee was reduced by refining the amount of graphics and having graphic art for the design be done by the primary architects instead of outsourced to another company. Fees include the full design including civil, structural, mechanical and plumbing engineering, fire life safety, landscaping, specifications, cost estimating and constructability review. Allowances have been made for accessibility and additional carbon neutral design where necessary. This Board report seeks approval of the base task amount of \$656,490, and design contingency of \$66,510 for a total task order ceiling of \$723,000.

Documentation supporting the selection of the consultant, as well as a record of the negotiations, has been included in the Project file.

Business Inclusion Program (BIP)

This task will be subject to the BIP outreach requirements. The City has set anticipated participation levels of 18 percent minority-owned (MBE), 4 percent women-owned (WBE), 25 percent small (SBE), 8 percent emerging (EBE), and 3 percent disabled veteran-owned (DVBE) business enterprises. For this task, the consultant is pledging a MBE participation level of 4.98 percent, a WBE participation level of 7.20 percent, a SBE participation level of 20.03 percent, an EBE participation level of 5.03 percent, a DVBE participation level of 2.82 percent, and Other Business Enterprises (OBE) participation level of 17.63 percent. The consultant's pledge does not meet the City's anticipated participation levels due to the limited scope of work in a small 3,500 square foot building with minimal additional items. John Friedman Alice Kimm Architects assures they will find ways to allocate the anticipated levels to future projects where possible.

August 30, 2024
Page 5

On this particular task, the following MBE, WBE, SBE, EBE, DVBE, and OBE firms are proposed to be utilized by the consultant:

Gender/Ethnicity Codes:

AA = African American
APA = Asian Pacific American
NA = Native American
M = Male

HA = Hispanic American
SAA = Subcontinent Asian American
C = Caucasian
F = Female

| Subconsultants | Gender/ Ethnicity | MBE/WBE/ SBE/EBE/ DVBE/OBE | % of Base Task | Task Amount |
|---|----------------------|----------------------------------|----------------------|------------------|
| VCA Engineers, Inc. | M/APA | MBE/SBE | 4.98% | \$ 32,680 |
| Nabih Youssef & Associates | | SBE | 7.20% | \$ 47,300 |
| Salas O'Brien | | OBE | 11.58% | \$ 76,050 |
| Office of the Designed Landscape, Inc. | F/C | WBE | 7.20% | \$ 47,235 |
| Yagade Consulting, Inc. | | SBE/EBE | 5.03% | \$ 33,000 |
| Leland Saylor & Associates, Inc. | | SBE/DVBE | 2.82% | \$ 18,525 |
| Jensen Hughes | | OBE | 2.92% | \$ 19,200 |
| Labib Funk + Associates | | OBE | 3.12% | \$ 20,500 |
| Subtotal Subconsultant Participation | | | 44.86% | \$294,490 |
| Prime Participation including reimbursable expenses | | | 55.14% | \$362,000 |
| Initial Base Task | | | 100.00% | \$656,490 |
| Contingency | | | | \$ 66,510 |
| Total Task Budget Authority | | | | \$723,000 |

The following is a summary of the subconsultant utilization pledged by the consultant by business enterprise:

| Total Subconsultant Participation | | | | | | |
|-----------------------------------|----------|----------|-----------|-------|----------|-----------|
| Pledged | MBE | WBE | SBE | EBE | DVBE | OBE |
| % of Base Task | 4.98% | 7.20% | 20.03% | 5.03% | 2.82% | 17.63% |
| \$ Amount | \$32,680 | \$47,235 | \$160,215 | \$0 | \$18,525 | \$115,750 |

Contractor Performance Evaluation

In accordance with Division 10, Chapter 1, Article 13 of the Los Angeles Administrative Code, the appropriate City personnel responsible for the quality control of this personal services contract shall submit Contractor Performance Evaluation Reports to the BCA, Special Research & Investigation Section, upon completion of the contract.

STATUS OF FUNDING

The Project is funded by the accounts noted below:

| Fund No. | Department No. | Appropriation Unit No. | Amount |
|----------|----------------|------------------------|-----------|
| 298 | 50 | 50WSSC | \$129,500 |
| 298 | 50 | 50YSSC | \$593,500 |
| Total | | | \$723,000 |

The City's liability under this contract shall only be to the extent of the present City appropriation to fund the contract. However, if the City shall appropriate funds for any succeeding years, the City's liability shall be to the extent of such appropriation, subject to the terms and conditions of the contract.

(SF RMK AV DW)

Report reviewed by:


BOE (ADM and PAC)

Report prepared by:

Architectural Division

Steven Fierce, A.I.I.
Principal Architect
Phone No. (213) 485-4795

Statement as to funds approved by:



Miguel De La Peña, Director
Office of Accounting
Fund Refs. 298/50/50WSSC/\$129,500
298/50/50YSSC/\$593,500

Date: 8/15/2024

SF/JB/06-2024-0088_ARC.gr

Questions regarding this
report may be referred to:
Jacob Bigler, Civil Engineering Associate II
Phone No. (213) 485-1230
Email: jacob.bigler@lacity.org

Respectfully submitted,



Electronically Signed by Deborah Weintraub
on 08/14/2024 4:17:38 PM

For Ted Allen, PE
City Engineer
Bureau of Engineering

/AS AMENDED**

ADOPTED BY THE BOARD
PUBLIC WORKS OF THE CITY
of Los Angeles California
AND REFERRED TO THE MAYOR
JUN 11 2014

Department of Public Works

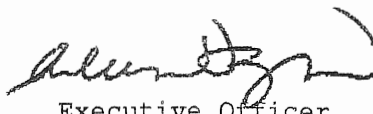
Bureau of Engineering

Bureau of Contract Administration

Joint Report No. 1

June 11, 2014

CD ALL



Executive Officer

REQUEST FOR AUTHORITY TO EXECUTE PERSONAL SERVICES CONTRACTS WITH PRE-QUALIFIED ON-CALL (PQOC) ARCHITECTURAL AND RELATED PROFESSIONAL SERVICES CONSULTANTS FOR VARIOUS PROJECTS

RECOMMENDATIONS

1. That the Board of Public Works (Board) find Frank R. Webb Architects, Inc. and XTEN Architecture ~~non-responsive, for failing to pass their Business Inclusion Program evaluations as discussed in this report.~~
2. In the event that the Board finds Frank R. Webb Architects, Inc. and/or XTEN Architecture responsive, direct the Bureau of Engineering (BOE) to enter into contract negotiations with the responsive firm(s) and report back to the Board with a recommendation to add them to the list of eighteen PQOC Architectural and Related Professional Services Consultants recommended for award of a contract.
3. Approve and forward this report with transmittals to the Mayor requesting that he approve and authorize the President or two Commissioners of the Board to execute the personal services contracts between the City and the PQOC Architectural and Related Professional Services Consultants. The consultants will provide as-needed services for various Public Works projects. The ~~eighteen~~ PQOC Architectural and Related Professional Services Consultants are: ~~eighteen~~ twenty

- AC Martin Partners, Inc. (10)
- Brooks + Scarpa, Inc. (12)
- Eric Owen Moss Architects (17)
- Gonzalez/Goodale Architects (2)
- Gruen Associates (20)
- Gwynne Pugh Urban Studio (18)
- HMC Architects (4)
- John Friedman/Alice Kimm Architects, Inc. (19)
- Lehrer Architects LA Inc (1)
- M. Arthur Gensler Jr. & Associates, Inc (6)
- Paul Murdoch Architects APC (14)
- Perkins & Will Inc (3)
- * Frank R. Webb Architects, Inc. (11)
- * XTEN Architecture (13)

TRANSMITTAL NO. 1

- Pfeiffer Partners Architects, Inc.
 - Rios Clementi Hale Studios
 - RoTo Architects Inc
 - Sparano + Mooney Architecture, Inc.
 - Studio Pali Fekete: architects
 - Tetra-IBI Group Architecture Planning
4. Notify the BOE, Architectural Division, Mahmood Karimzadeh, (213) 485-4282, when the contracts are ready to be executed by the Board; whereupon, five original copies of each of the contracts will be delivered to the Executive Officer of the Board for signature.
 5. Upon execution, request the City Clerk to attest and certify the five original copies of the personal services contracts. The City Clerk and the Board will each retain one original copy and three original copies are to be returned to the BOE, Mahmood Karimzadeh.
 6. Request that the Board randomly select the names of the PQOC consultants to create the initial PQOC Architectural and Related Professional Services Consultants List for use in future assignments of work.
 7. Upon execution of the new PQOC Architectural and Related Professional Services Consultants List, request that the Board authorize the City Engineer to terminate consultant contracts from the 2008 PQOC Architectural Consultants List that do not have active task order work.

FISCAL IMPACT STATEMENT

Because the proposed contracts are for as-needed services, the Contracts do not have any financial impact on the City. The BOE will ensure that adequate funds are available to cover the costs for work on a specific project prior to requesting proposals from the firms.

TRANSMITTALS

1. Copy of the BOE and Bureau of Contract Administration Joint Report No. 4, adopted on December 19, 2012, authorizing advertisement of the RFQ.
2. Copy of the RFQ entitled "Request for Qualifications (RFQ) PQOC Architectural and Related Professional Services Consultants List for Various City of Los Angeles Projects."
3. List of firms responding to the RFQ.
4. Copy of the Statement of Qualifications (SOQ) as submitted by each firm selected for the PQOC Architectural and Related Professional Services Consultants List.

June 11, 2014
Page 3

5. Master copy of the proposed personal services contract between the City and the selected firms.
6. Copy of the Master RFQ/RFP Contract Checklist, Items 11-14 completed.
7. Copy of the Personal Services Contracting Process Checklist, Items 7-9 completed.
8. Copy of letter dated August 28, 2013, from the City of Los Angeles to Mr. Gregory W. Coles of Frank R. Webb Architects, Inc.
9. Copy of letter dated August 28, 2013, from the City of Los Angeles to Mr. Austin Kelly of XTEN Architecture.
10. Copy of email and attachments dated September 16, 2013, from Yllania Francis of Frank R. Webb Architects to the City of Los Angeles.
11. Copy of email and attachment dated September 23, 2013, from Yllania Francis of Frank R. Webb Architects to the City of Los Angeles.
12. Copy of email and attachments dated September 16, 2013, from Austin Kelly of XTEN Architecture to the City of Los Angeles.
13. List of Potential MBE/WBE/SBE/EBE/DVBE/OBE subconsultants submitted by each firm selected for the PQOC Architectural and Related Professional Services Consultants List.

DISCUSSION

Background

On December 19, 2012, the Board authorized the City Engineer to advertise and issue an RFQ to provide architectural and related professional services, on a pre-qualified, as needed basis (Transmittals No. 1 and 2). The City Engineer was also authorized to negotiate a personal services Contract with each of the selected consultant firms.

A Notice to Advertise the RFQ was placed in newspapers, with marketing and Architectural/Engineering associations, and on websites. The RFQ and its attachments were uploaded to the Mayor's Los Angeles Business Assistance Virtual Network (LA BAVN) website, where respondents were able to download the RFQ and attachments.

A total of 642 consultants downloaded the RFQ from the LA BAVN website, with 69 consultants submitting their SOQs on February 13, 2013 (Transmittal No. 3). The SOQs were rated by a panel from the BOE based on the following criteria:

| Evaluation Criteria | Points |
|---|-------------------|
| Firm's Architectural Practice Qualifications, Design Excellence, and Prior Achievements This includes the firm's architectural practice as demonstrated by their qualifications, design excellence, prior experience, approach to work, utilization of information technology, and familiarity with architectural design and project management services pertaining to the RFQ's Scope of Work. | 30 Points |
| Qualifications and Prior Achievements of the Related Professional Disciplines This includes the qualifications, prior experience, and approach to work of the related professional disciplines, particularly the engineering (structural, mechanical, and electrical) and landscape architectural disciplines, as they pertain to the RFQ's Scope of Work section. | 20 Points |
| Professional Qualifications and Prior Experience of Key Personnel of Prime Consultant and Major Subconsultants This includes the prior experience, qualifications, and licensure of key personnel in the prime consultant's office, and in the offices of the major subconsultants. The key personnel criterion is focused on the qualifications of the leading team members. | 20 Points |
| Record of Past Performance This includes customer satisfaction, quality of work, completion of work on time and within budget, change order history, and management history. Information provided will be verified by reference checks. | 20 Points |
| Sustainable Design Achievements This includes experience with resource efficient design and construction, including prior experience using the United States Green Building Council's Leadership in Energy and Environmental Design (LEED) rating system, the State's California Green Building Standards Code (CALGreen), experience and/or familiarity with the City of Los Angeles' LA Green Building Code, the City's Low Impact Development ordinance, and other sustainable design practices. | 10 Points |
| Total Evaluation Points | 100 Points |
| Local Business Preference Program (LBPP) Prime consultants that qualify as a Local Business Enterprise (LBE) may be granted eight additional points to their final score such that the score awarded to a SOQ submitted by a LBE is increased by 8 percent of the total possible evaluation points. | 8 Points |
| LBPP Adjusted Total | 108 Points |

A short list of the most qualified PQOC Architectural and Professional Related Consultants was developed based on an evaluation of their Statements of Qualifications (Transmittal No. 4). Staff briefed the Board Commissioners before contract negotiations began. BOE staff completed contract negotiations on February 21, 2014 and proposed Contracts were drafted (Transmittal No. 5).

June 11, 2014
Page 5

Compliance with City Policies and with the Board of Public Works' Policy

The Board's personal services contracting policies have been followed (Transmittal Nos. 6 and 7). The selected Consultants are subject to compliance with the following City of Los Angeles' Ordinances and policies: Contractor Responsibility Ordinance, Business Tax Registration Certificate; Non-Discrimination, Equal Employment Practices, and Affirmative Action; Insurance requirements; Equal Benefits Ordinance; Child Support Obligations Ordinance; Americans with Disabilities Act; Service Contractor Worker Retention Ordinance; Living Wage Ordinance; Slavery Disclosure Ordinance; Non-Collusion; Municipal Lobbying Ordinance; First Source Hiring ordinance; Local Business Preference Program; and Discount Terms. The PQOC Consultants will comply with the requirements of the Business Inclusion Program for subconsultant outreach. Failure to comply with all requirements will render the consultant's Contract subject to termination pursuant to the conditions therein.

Businesses are encouraged to locate or remain within the City of Los Angeles to preserve and enhance the economic base and well-being of the City. According to the Los Angeles Residence Information form, Consultants provided the following information:

| Consultant Firm | Total No. of Employees in Firm | No. of Employees who are L.A. Residents | (%) of Employees who are L.A. Residents |
|---|---------------------------------------|--|--|
| AC Martin Partners, Inc. | 107 | 53 | 50% |
| Brooks + Scarpa, Inc. | 12 | 6 | 50% |
| Eric Owen Moss Architects | 11 | 6 | 55% |
| Frank R. Webb Architects, Inc. | 18 | 5 | 28% |
| Gonzalez/Goodale Architects | 21 | 2 | 10% |
| Gruen Associates | 65 | 38 | 58% |
| Gwynne Pugh Urban Studio | 6 | 6 | 100% |
| HMC Architects | 264 | 15 | 6% |
| John Friedman/Alice Kimm Architects, Inc. | 14 | 11 | 79% |
| Lehrer Architects LA Inc | 12 | 10 | 83% |
| M. Arthur Gensler Jr. & Associates Inc | 3,094 | 219 | 7% |
| Paul Murdoch Architects APC | 10 | 9 | 90% |
| Perkins & Will Inc | 1,424 | 56 | 4% |
| Pfeiffer Partners Architects, Inc. | 40 | 29 | 73% |
| Rios Clementi Hale Studios | 60 | 44 | 73% |
| RoTo Architects Inc | 6 | 6 | 100% |
| Sparano + Mooney Architecture, Inc. | 8 | 2 | 25% |
| Studio Pali Fekete: architects | 19 | 14 | 74% |
| Tetra-IBI Group Architecture and Planning | 3,096 | 7 | < 1% |
| XTEN Architecture | 12 | 12 | 100% |

Local Business Preference Program

City Ordinance No. 181910 adopted the Local Business Preference Program. This Program is designed to increase local employment and expenditures in the local private sector. Businesses that qualified as a Local Business Enterprise (LBE) were granted 8 additional points to their final score such that the score awarded to a proposal submitted by a local business was increased by 8 percent of the total possible evaluation points. The preference allowed by the Ordinance for the utilization of local subconsultants could not be applied to the evaluation process because actual utilization cannot be pledged until the contracts have been executed and task orders are issued for specific work.

For the eighteen firms recommended award of a contract, staff verified that 15 (AC Martin Partners, Inc., Brooks + Scarpa, Inc., Gonzalez/Goodale Architects, Gruen Associates, Gwynne Pugh Urban Studio, John Friedman/Alice Kimm Architects, Inc., Lehrer Architects LA Inc, M. Arthur Gensler Jr. & Associates, Inc, Paul Murdoch Architects APC, Perkins & Will Inc, Pfeiffer Partners Architects, Inc., Rios Clementi Hale Studios, RoTo Architects, Sparano + Mooney Architecture, Inc., and Studio Pali Fekete: architects) received the LBPP points. Additionally, both Frank R. Webb Architects and XTEN Architecture received LBPP points. LBPP points awarded did not impact the rankings that resulted in the short list.

Contractor Responsibility Ordinance

All consultants participating in this program are subject to compliance with the requirements specified in the City of Los Angeles' Contractor Responsibility Ordinance No. 173677 (Article 14, Chapter 1, Division 10, L.A.A.C.), failure to comply with all requirements specified in the Ordinance may render the consultant's contract subject to termination pursuant to the conditions expressed therein.

Contractor Performance Evaluation

In accordance with Article 13, Chapter 1, Division 10 of the City of Los Angeles Administrative Code (L.A.A.C.), the appropriate City personnel responsible for the quality control of these personal services contracts shall submit Contractor Performance Evaluation Reports to the Bureau of Contract Administration, Special Research & Investigation Section upon completion of these contracts.

Notice of Intent to Contract and Charter Section 1022 Determination

The required Notification of Intent to Contract form was submitted to the City Administrative Officer (CAO) on January 27, 2011. In compliance with Charter Section 1022, on July 25, 2011, the CAO determined that it was more feasible to utilize consultants to perform this work rather than City employees.

City Attorney Review

All PQOC Architectural and Professional Related Services Consultants signed a personal services Contract by February 21, 2014. The proposed contracts have been reviewed and approved as to form by the City Attorney's Office.

Business Inclusion Program (BIP)

June 11, 2014
Page 7

On January 12, 2011, the Mayor issued Executive Directive No. 14 which created the BIP. This program provides Minority Business Enterprise (MBE), Women Business Enterprise (WBE), Small Business Enterprise (SBE), Emerging Business Enterprise (EBE), Disabled Veteran Business Enterprise (DVBE), and Other Business Enterprise (OBE) firms an equal opportunity to compete for and participate in City contracts. Additionally, the BIP requires respondents to perform and document a BIP Outreach via the internet utilizing the Los Angeles Business Assistance Virtual Network service.

This RFQ was advertised with anticipated participation levels of 18 percent MBE, 4 percent WBE, 25 percent SBE, 8 percent EBE, 3 percent DVBE, and with mandatory BIP documentation requirements.

Based on a review by the Office of Contract Compliance (OCC), all 18 Consultants selected by BOE have met the Business Inclusion Program requirements and have been deemed responsive pending compliance with all other City requirements. However, the BOE had initially selected twenty firms, but two firms, Frank R. Webb Architects, Inc. and XTEN Architecture, did not fulfill the requirements of the BIP outreach program. Upon conclusion of the BIP evaluation for both of these consultants, OCC determined that neither of them had met the requirement of BIP Indicator No. 6 - Negotiated in Good Faith which, in part, requires "An online Summary Sheet organized by work area, listing the following: 1) the responses and/or bids received; 2) the name of the subconsultant who submitted the bid/quote; 3) a brief reason given for selection/non-selection as a subconsultant" and a Schedule A listing the potential subconsultants which they are committing themselves to solicit proposals from and utilize on task orders as necessary. These subconsultants are to be derived from the results of the BIP outreach and negotiation in good faith. Both of these firms were sent notification of this determination on August 28, 2013 (Transmittal Nos. 8 and 9). The following is a brief summary of what transpired between OCC and these two consultants after the notification was sent on August 28, 2013.

Frank R. Webb Architects

OCC exchanged emails with the consultant and provided specific details regarding their non-negotiation in good faith. Specifically, subconsultants were predominantly "Selected based on past work together" while no reason was provided for rejecting 25 interested subconsultants. OCC staff further discussed this issue in a meeting prior to the consultant submitting a formal response dated September 16, 2013. The formal response stated that 18 of the

subconsultants listed on the BIP Summary Sheet “were intended to be included in the Schedule A, however time constraints due to technical issues did not allow their inclusion.” and several other interested subconsults were rejected because they submitted their qualification after the deadline (January 29, 2013) imposed by the consultant. OCC staff reviewed and analyzed the formal response and again concluded that the consultant had not negotiated in good faith. At issue with this clarification is that while BAVN technical issues could have impacted their ability to complete their BAVN Summary Sheet, they would have no impact on the listing of potential subcontractors on their Schedule A which had to be submitted with their Statement of Qualifications the day before the technical issues occurred. Additionally, of the six interested subconsultants that were rejected for having submitted their qualifications late, three submitted on or before January 29, 2013 and all six could not be held accountable to the consultant's deadline for submission because they were never notified by the consultant of the deadline prior to their submission. Finally, in an email dated September 23, 2013 (Transmittal No. 11) the consultant submitted a memorandum to OCC staff which reiterated some of the issues previously addressed, but did not address the Negotiation in Good Faith issues based on the required documentation.

XTEN Architecture

OCC exchanged several emails with the consultant regarding their failure to make any modifications to their BIP Summary Sheet prior the deadline of February 14, 2013. Staff also met with them on September 12, 2013 to further discuss this issue. Subsequently, the consultant sent an email dated September 16, 2013 (Transmittal No. 12) in which they submitted both a modified BIP Summary Sheet and Schedule A. However, because “A respondent's failure to utilize the BAVN's Summary Sheet function will result in their RFQ response being deemed non-responsive.” OCC staff is not changing the results of its evaluation.

Transmittal No. 13 reflects the lists of potential subconsultants which may be utilized on Project Task Orders by the PQOC Architectural and Related Professional Services Consultants. Due to the Bureau of Engineering's urgent need to get this list established, the OCC was not given adequate time to verify the subconsultant information (potential subconsultant listings and certification status) contained in this report and Transmittal No. 13. Bureau of Engineering staff issuing the individual Task Orders will be responsible for verifying the certification statuses as of the date the Task Order is awarded.

Based on the information provided in this report, staff recommends that the Board find Frank R. Webb Architects, Inc. and XTEN Architecture be found nonresponsive for failing to pass their respective BIP evaluations and award contracts to the eighteen (18) responsive consultants placed on the short list.

Department of Public Works
Bureau of Engineering
Bureau of Contract Administration
Joint Report No. 1

June 11, 2014

Page 9

(MK RMK JZ JRF WFB)

Report reviewed by:

BOE (ADM and PAC)

Report prepared by:

Architectural Division

Mahmood Karimzadeh
Principal Architect
Phone No. (213) 485-4385

Compliance Review performed
and approved by:


Respectfully submitted,



Deborah Weintraub, AIA, LEED_{AP}
Interim City Engineer



John L. Reamer, Jr.
Inspector of Public Works



Hannah Choi, Program Manager
Office of Contract Compliance
Bureau of Contract Administration


MK/MN/02-2014-0037.ARC.gva

Questions regarding this
report may be referred to:
Mark Nakata, Senior Management Analyst I
Phone No. (213) 485-4385
E-mail: Mark.Nakata@lacity.org

Department of Public Works

Bureau of Engineering
Bureau of Contract Administration
Joint Report No. 2

September 11, 2019
CD Nos. All

BPW-2019-0723
ADOPTED BY THE BOARD
PUBLIC WORKS OF THE CITY
of Los Angeles California
AND REFERRED TO THE MAYOR
SEP 11 2019
AND REFERRED TO THE CITY COUNCIL

Executive Officer
Board of Public Works

REQUEST FOR AUTHORITY TO EXECUTE AMENDMENT NO. 1 TO THE 20 CONSULTANT CONTRACTS FOR PRE-QUALIFIED ON-CALL (PQOC) ARCHITECTURAL AND RELATED PROFESSIONAL SERVICES FOR THE PUBLIC BUILDINGS AND OPEN SPACES PROGRAM

RECOMMENDATIONS

1. Approve and forward this report with transmittals to the Mayor and City Council requesting the following:
 - a. Approve Amendment No. 1, increasing the total contract term from five years up to 10 years, to each of the Contracts between the City of Los Angeles (City) and the following 20 firms (FIRMS):
 - AC Martin Partners, Inc. (CO124786)
 - Arkiteriv, Inc. dba Studio Pali Fekete: architects (CO124802)
 - Brooks + Scarpa Architects, Inc. (CO124703)
 - Eric Owen Moss Architects (CO125148)
 - Gonzalez Goodale Architects (CO124803)
 - Gruen Associates (CO124702)
 - Gwynne Pugh Urban Studio, Inc. (CO124700)
 - HMC Architects (CO124787)
 - IBI Group formerly Tetra-IBI Group (CO124701)
 - John Friedman Alice Kimm Architects, Inc. (CO124801)
 - Lehrer Architects LA, Inc. (CO124698)
 - M. Arthur Gensler Jr. & Associates, Inc. (CO124805)
 - Paul Murdoch Architects, APC (CO124804)
 - Perkins + Will, Inc. (CO124699)
 - Pfeiffer Partners Architects, Inc. (CO124799)
 - Rios Clementi Hale Studios (CO124705)
 - RoTo Architects, Inc. (CO124800)
 - The S/L/A/M Collaborative formerly Frank R. Webb Architects, Inc. (CO125922)
 - SMA, Inc. dba Sparano and Mooney Architecture (CO124704)
 - XTEN Architecture (CO125923)
 - b. Authorize the President or two members of the Board of Public Works (Board) to execute Amendment No. 1.

TRANSMITTAL NO. 2

2. Notify the Bureau of Engineering (BOE), Architectural Division, Neil Drucker, Phone No. (213) 847-4708, when this Amendment is ready to be executed by the Board, whereupon five original copies of the Amendment will be delivered to the Executive Officer of the Board for signature.
3. Upon execution, request the City Clerk to attest and certify the five original copies of Amendment No. 1. The City Clerk and the Board will each retain one original copy and three original copies are to be returned to the BOE, Neil Drucker.

FISCAL IMPACT STATEMENT

The 20 contracts are PQOC Consultant contracts for as-needed services and do not commit the City to any expenditures. Funds are encumbered on a project-by-project basis from various funding sources at the time the specific task orders are awarded to the FIRMS. All funds expended on task orders for consultants off the PQOC consultants list are funds that have been approved in the individual project or program budgets. The BOE will ensure that adequate funds are available to cover the costs for work on specific projects and will obtain Board authorization for task orders over \$150,000.

TRANSMITTALS

1. Copy of the BOE Joint Report No. 1, adopted on June 11, 2014, authorizing to Execute Personal Services Contracts.
2. Copy of each of the original executed PQOC contracts between the City and the FIRMS.
3. Copy of each of the Proposed Amendments No. 1.

DISCUSSION

Background

On December 13, 2012, the BOE issued a Request for Qualifications (RFQ) for PQOC architectural and related professional services for various projects. On June 11, 2014, the Board adopted a joint BOE and Bureau of Contract Administration (BCA) Board Report recommending the execution of the proposed contracts with the 20 FIRMS (Transmittal No. 1). The execution and expiration dates of the 20 original PQOC contracts (Transmittal No. 2) between the City and the FIRMS vary from contract to contract. In 2014, when the contracts were being executed, the Board staff requested that the BOE's Architectural Division submit contracts in batches for contracts that the BOE considered at that time to be a higher priority. Prior to the contracts execution, some of the consultants were late in providing verification of insurance as requested by the Board staff. That is why there are varying contract execution dates starting in late September 2014 through April 2015. Eight of the 20 contracts were executed on September 24, 2014 and will expire on September 23, 2019. Eight of the 20 contracts were executed on October 20, 2014 and will expire on October 19, 2019. One of the 20 contracts was executed on October 31, 2014 and will expire on October 30, 2019. One

September 11, 2019
Page 3

of the 20 contracts was executed on January 5, 2015 and will expire on January 4, 2020. Two of the 20 contracts required a subsequent Board report and were executed on April 28, 2015 and will expire on April 27, 2020. In order to maintain a uniform expiration date for proposed Amendment No. 1, the BOE recommends establishing an expiration date of September 23, 2024, for all contracts, which will extend the contract durations ranging from approximately four and one-half years to five years.

Amendment No. 1 (Transmittal No. 3) for each contract is needed to give the consultants additional time to complete their existing task orders and enable the BOE to issue Task Order Solicitations (TOS) for new projects as required. The proposed Amendment No. 1 will extend the term of the contracts for a maximum of an additional five years, allowing the City Engineer or the Board to authorize task orders to these FIRMS until a successor list of the PQOC architectural consultant contracts is executed. The BOE is starting to prepare a RFQ for a new PQOC Architectural list, but will not be able to execute new contracts before the existing contracts terminate.

Eight of the current contracts will terminate starting on September 23, 2019. Seven of these eight consultants have been issued active task orders, including the Los Angeles Street Civic Building, Pershing Square Renew, and the Los Angeles River Greenway. Most of the FIRMS on the list of 20 are currently working on projects for the Public Buildings and Open Spaces Program or providing architectural related services to other client City Departments. The scope of their work includes providing architectural design services and technical support during the construction phase of projects. Four of the FIRMS are currently working on task orders involving homeless service facilities and affordable housing studies. Two of these four FIRMS are designing shelter facilities for the Mayor's Executive Directive No. 24 Building "A Bridge Home." Continuity of their services on these projects is important to minimize adverse impact to the projects' schedule, budget and quality.

Table 1 summarizes the utilization of the PQOC Architectural list to date:

| TABLE 1: 2014 PQOC Architectural Consultants Contracts List Summary | | | | | |
|--|---------------------|---------------------------------|---|---|--|
| Consultant | Contract No. | Contract Expiration Date | No. of Tasks Award as of July 30, 2019 | Existing TOS Scheduled to be Completed Beyond Contract Expiration Date | Notice-to-Proceed (NTP) Dollar Amount as of July 30, 2019 |
| AC Martin Partners, Inc. | CO124786 | October 19, 2019 | 1 | None | \$ 200,000 |
| Arkiterv, Inc. dba Studio Pali Fekete: architects | CO124802 | October 19, 2019 | 3 | TOS No. 43 Taylor Yard Pedestrian Bridge; TOS No. 44 Rancho La Cienega Sports Complex; and TOS | \$ 718,334 |

| | | | | | |
|------------------------------------|----------|--------------------|----|--|--------------|
| | | | | No. 35 Warner Grand Theatre | |
| Brooks + Scarpa Architects, Inc. | CO124703 | September 23, 2019 | 5 | TOS No. 6 Engine Company 23 Arts Center; and TOS No. 30 Northeast Police Station Parking Garage | \$ 1,725,364 |
| Eric Owen Moss Architects | CO125148 | January 4, 2020 | 2 | TOS No. 27 Highland Park Junior Arts Center | \$ 769,056 |
| Gonzalez/Goodale Architects | CO124803 | October 19, 2019 | 3 | TOS No. 41.2 A Bridge Home Projects; TOS No. 41.3 CD2 Navigation Center; and TOS No. 45 LADOT Downtown Bus Maintenance Yard | \$ 1,597,072 |
| Gruen Associates | CO124702 | September 23, 2019 | 4 | TOS No. 18 Professional Design Review for Los Angeles Convention Center; TOS No. 22 L.A. River Greenway; Pershing Square Renew; TOS No. 33 Pershing Square Renew Phase IA; and TOS No. 40 LAPD Motor Transport Solar Photovoltaic | \$ 6,421,422 |
| Gwynne Pugh Urban Studio, Inc. | CO124700 | September 23, 2019 | 0 | None | \$ 0 |
| HMC Architects | CO124787 | October 19, 2019 | 3 | TOS No. 2 Normandale Recreation Center; and TOS No. 3 Echo Park Skate Park | \$ 462,051 |
| IBI Group formerly Tetra-IBI Group | CO124701 | September 23, 2019 | 10 | TOS No. 4 South Sanitary Sewer Maintenance Yard; TOS No. 9 Electrical Engineering for South Park; TOS No. 10 Citywide Yards Master Plan; TOS No. 29 North Hollywood Sewer Maintenance Yard; TOS No. 16 Verdugo Hills Pool; TOS No. 36 ATSAC Design Services; TOS No. 46 Parker | \$ 2,075,493 |

Department of Public Works
Bureau of Engineering
Bureau of Contract Administration
Joint Report No. 2

September 11, 2019
Page 5

| | | | | | |
|--|----------|-----------------------|---|---|--------------|
| | | | | Center Demolition; and TOS No. 47 City Hall East Electrical Server Room Upgrade | |
| John Friedman/Alice Kimm Architects, Inc. | CO124801 | October 19, 2019 | 5 | TOS No. 28 Van Ness Recreation Center Pool; TOS No. 34 Pio Pico Library Pocket Park; TOS No. 38 CD8 Navigation Center; and TOS No. 42 DCTWRP Maintenance Facility Expansion | \$ 4,332,348 |
| Lehrer Architects LA, Inc. | CO124698 | September 23, 2019 | 5 | TOS No. 24 Algin Sutton Pool; LAGWRP Personnel Building; TOS No. 31 Sanitation L.A. - Glendale Water Reclamation Plant Administration Building; and TOS No. 50 Hollywood Gymnasium (PENDING) | \$ 2,407,540 |
| M Arthur Gensler Jr & Associates, Inc. | CO124805 | October 30, 2019 | 3 | TOS No. 52A/340L Hollywood Walk of Fame; and TOS No. 55 Madrid Theatre Renovations | \$ 483,666 |
| Paul Murdoch Architects APC | CO124804 | October 19, 2019 | 1 | TOS No. 26 Boyle Heights Sports Center | \$ 951,955 |
| Perkins & Will, Inc. | CO124699 | September 23, 2019 | 5 | TOS No. 37 L.A. Street Civic Building Programming and Performance Specifications; TOS No. 41.1 Emergency Bridge Housing; TOS No. 41.4 CD15 Homeless Storage Center; and TOS No. 54 Destination Crenshaw | \$ 4,201,926 |
| Pfeiffer Partners Architects, Inc. | CO124799 | October 19, 2019 | 0 | None | \$ 0 |
| Rios Clementi | CO124705 | September 23, | 2 | TOS No. 14 Greek | \$ 833,344 |

| | | | | | |
|--|----------|--------------------|-----------|--|---------------------|
| Hale Studios | | 2019 | | Theatre Improvements | |
| Roto Architects, Inc. | CO124800 | October 19, 2019 | 1 | TOS No. 48 Channel 35 Studio | \$ 555,556 |
| S/L/A/M Collaborative formerly Frank R. Webb Architects, Inc. | CO125922 | April 27, 2020 | 0 | None | \$ 0 |
| SMA, Inc. dba Sparano & Mooney Architecture, Inc. | CO124704 | September 23, 2019 | 2 | TOS No. 7 Studio City Recreation Center; and TOS No. 32 Granada Hills Pool | \$ 1,420,525 |
| XTEN Architecture | CO125923 | April 27, 2020 | 0 | None | \$ 0 |
| Total Tasks | | | 55 | Total Dollar Value | \$29,155,652 |

Business Inclusion Program (BIP) Outreach Requirements

On January 12, 2011, the Mayor issued Executive Directive No. 14 which created the BIP. This program provides Minority Business Enterprises (MBE), Women Business Enterprises (WBE), Small Business Enterprises (SBE), Emerging Business Enterprises (EBE), Disabled Veteran Business Enterprises (DVBE), and Other Business Enterprises (OBE) an equal opportunity to compete for and participate in City contracts. At the time, this RFQ was originally distributed in December 2012, the City had established anticipated participation levels of 18 percent MBE, 4 percent WBE, 25 percent SBE, 8 percent EBE, and 3 percent DVBE. Because of the additional certification categories of SBE, EBE, and DVBE since the last time the RFQ was released and the requirement that all new TOS be posted on the Los Angeles Business Assistance Virtual Network (LABAVN.org) after contract execution, there has been a continuing learning process for both the BOE staff and consultant staff in administering the BIP. In order to further increase transparency, the BOE's Architectural Division began posting TOS on the LABAVN.org, starting with TOS No. 28 on September 9, 2016. The BIP compliance monitoring by the BOE has been ongoing for a consultant contract list for which 55 task orders, totaling \$29,155,652, have been awarded and included over 300 subconsulting opportunities.

Due to the urgent necessity to execute the contract amendments prior to the first contracts expiring on September 23, 2019, the BCA was unable to confirm the reported certification status of the listed subcontractors or that subcontractors were added or substituted in compliance with the contract terms. The BCA was only able to confirm that the listed subcontractors and subcontract amounts match the Personal Services Contracting System (PSCS) reports provided by the BOE. However, this information could not be confirmed for some of the task orders due to missing documents for the following firms: Arkiteriv, Inc. dba Studio Pali Fekete: architects; Brooks + Scarpa Architects, Inc.; Gruen Associates; Lehrer Architects LA, Inc.; IBI Group formerly Tetra-IBI Group; John Friedman Alice Kimm Architects, Inc.; M. Arthur Gensler Jr. & Associates, Inc.; and Rios Clementi Hale Studios. All information on the below tables were reported to the BOE's PSCS as of July 30, 2019. Additionally, the BOE revised the Final Board

Department of Public Works
Bureau of Engineering
Bureau of Contract Administration
Joint Report No. 2

September 11, 2019
Page 7

Report to update some of the subconsultant utilization amounts. The BCA has not reviewed these final revisions.

Gender/Ethnicity Codes:

| | |
|------------------------------|-----------------------------------|
| AA = African American | HA = Hispanic American |
| APA = Asian Pacific American | SAA = Subcontinent Asian American |
| NA = Native American | C = Caucasian |
| M = Male | F = Female |

AC Martin Partners, Inc. (CO124786)

AC Martin Partners, Inc. was awarded one task order, Design Competition for the Los Angeles Convention Center Expansion Project (TOS No. 1), with pledged participation of 1.00 percent MBE, 2.50 percent WBE, 7.00 percent SBE, 7.00 percent EBE, 3.50 percent DVBE, and 58.00 percent OBE; the actual participation levels achieved as of March 22, 2016 are 1.00 percent MBE, 2.50 percent WBE, 7.00 percent SBE, 7.00 percent EBE, 3.50 percent DVBE, and 58.00 percent OBE. Upon approval of contract Amendment No. 1, AC Martin Partners, Inc. has pledged overall participation levels of 1.00 percent MBE, 2.50 percent WBE, 7.00 percent SBE, 7.00 percent EBE, 3.50 percent DVBE, and 58.00 percent OBE.

Since contract execution, AC Martin Partners, Inc. has added three subconsultants, including Glumac, LMN Architects, and Magnusson Klemencic Associates. The reason for the addition of these subconsultants was to prepare for the firm's entry for TOS No. 1.

TOS No. 1

As of July 30, 2019, the MBE/WBE/SBE/EBE/DVBE/OBE subconsultant information for AC Martin Partners, Inc. was the following:

| Table 2: TOS No. 1 | | | | |
|---|----------------------|-----------------------------------|-----------------------------|-------------------------------|
| Subconsultants | Gender/ Ethnicity | Business Inclusion Category | (%) of Total Invoiced | Amount Invoiced to Date |
| Clarke Project Solutions | | SBE, EBE, DVBE | 3.50% | \$ 7,000 |
| FPL & Associates, Inc. | M/APA | MBE, SBE, EBE | 1.00% | \$ 2,000 |
| Glumac | | OBE | 1.50% | \$ 3,000 |
| LMN Architects | | OBE | 55.00% | \$110,000 |
| Magnusson Klemencic Associates | | OBE | 1.50% | \$ 3,000 |
| Melendrez (aka RELM) | F/C | WBE, SBE, EBE | 2.50% | \$ 5,000 |
| Subtotal Subconsultant Participation | | | 65.00% | \$130,000 |
| Prime Participation | | | 35.00% | \$ 70,000 |
| Total Invoiced to Date | | | | \$200,000 |

| Table 2A: TOS No. 1 AC Total Subconsultant Participation | | | | | | |
|---|------------|------------|------------|------------|-------------|------------|
| Achieved | MBE | WBE | SBE | EBE | DVBE | OBE |
| (%) of Base Task | 1.00% | 2.50% | 7.00% | 7.00% | 3.50% | 58.00% |
| (\$ Amount | \$2,000 | \$5,000 | \$14,000 | \$14,000 | \$7,000 | \$116,000 |

Note: Subconsultants may be certified in multiple certification categories; therefore, per the requirements of Executive Directive No. 14, the dollar amounts were credited toward multiple pledged participation categories.

Arkiteriv, Inc. dba Studio Pali Fekete: architects (CO124802)

Arkiteriv, Inc. dba Studio Pali Fekete: architects has been issued three task orders under the current contract, including TOS No. 35 (Warner Grand Theater Feasibility Assessment), TOS No. 43 (Taylor Yard Pedestrian Bridge), and TOS No. 44 (Rancho Cienega Sports Complex). On December 19, 2018, the Board authorized the transfer of these two task orders, TOS No. 43 and TOS No. 44, from the expired Arkiteriv, Inc. dba Studio Pali Fekete: architects contract, CO114047, to the current contract, CO124802, including the subconsultants already working on these projects.

Since the contract execution, Arkiteriv, Inc. dba Studio Pali Fekete: architects has added 10 subconsultants, including 3QC, Inc.; Aquatic Design Group; Arup Engineers; Construction Analysis and Planning, LLC; D'Autremont-Helms & Associates, Inc. DBA DHA + Calpec; JCE Structural Engineering Group, PH.D; A design Office; Servitek Solutions; TheatreDNA; and V&M Electrical Engineering.

The subconsultants assigned to Arkiteriv, Inc. dba Studio Pali Fekete: architects' Taylor Yard Pedestrian Bridge and the Rancho Cienega Sports Complex Task Orders were originally subject to the City's former MBE/WBE/OBE program prior to the transfer of the task orders to the current contract. The former MBE/WBE/OBE program did not include the BIP certification categories of SBE, EBE, and DVBE. However, in addition to the MBE or WBE certifications, some of these firms are also certified in the SBE and EBE categories.

Warner Grand Theater Feasibility Assessment (TOS No. 35)

As of July 30, 2019, for TOS No. 35, Arkiteriv, Inc. dba Studio Pali Fekete: architects achieved actual participation levels of 0 percent MBE, 0 percent WBE, 0 percent SBE, 0 percent EBE, 0 percent DVBE, and 0 percent OBE. The consultant was issued a NTP for this task order on September 27, 2018 and recently submitted their first invoice. The BOE is reviewing the invoice to verify subconsultant participation. Upon approval of contract Amendment No. 1, Arkiteriv, Inc. dba Studio Pali Fekete: architects has pledged participation levels of 27.00 percent MBE, 7.87 percent WBE, 15.50 percent SBE, 7.50 percent EBE, 4.83 percent DVBE, and 27.00 percent OBE.

As of July 30, 2019, the MBE/WBE/SBE/EBE/DVBE/OBE subconsultant information for Arkiteriv, Inc. dba Studio Pali Fekete: architects was the following:

| Table 3: TOS No. 35 | | | | |
|----------------------------|------------------------------|--|--------------------------------------|--|
| Subconsultants | Gender/ Ethnicity | Business Inclusion Category | (%) of Total Invoiced | Amount Invoiced to Date |
| Historic Resources Group | F/C | WBE | 0.00% | \$ 0 |
| TheatreDNA | | OBE | 0.00% | \$ 0 |

Department of Public Works
Bureau of Engineering
Bureau of Contract Administration
Joint Report No. 2

September 11, 2019
Page 9

| | | | | |
|--|---------|---------------|--------------|-----------------|
| JCE Structural Engineering Group | M/HA | MBE, EBE, SBE | 0.00% | \$ 0 |
| D'Autremont-Helms & Associates, Inc. DBA DHA + Calpec, | M/APA | MBE, SBE | 0.00% | \$ 0 |
| Servitek Solutions | M / APA | DVBE, MBE | 0.00% | \$ 0 |
| Iskander Associates | F/APA | MBE | 0.00% | \$ 0 |
| Mollenhauer Group | | OBE | 0.00% | \$ 0 |
| Subtotal Subconsultant Participation | | | 0.00% | \$ 0 |
| Prime Participation | | | 100.00% | \$40,000 |
| Total Invoiced to Date | | | | \$40,000 |

| Table 3A: TOS No. 35 Total Subconsultant Participation | | | | | | |
|---|------------|------------|------------|------------|-------------|------------|
| Achieved | MBE | WBE | SBE | EBE | DVBE | OBE |
| (%) of Base Task | 0.00% | 0.00% | 0.00% | 0.00% | 0.00% | 0.00% |
| (\$ Amount) | \$0 | \$0 | \$0 | \$0 | \$0 | \$0 |

Note: Subconsultants may be certified in multiple certification categories; therefore, per the requirements of Executive Directive No. 14, the dollar amounts were credited toward multiple pledged participation categories.

Pledged participation including Amendment No. 1:

| Table 4: TOS No. 35 | | | | |
|---|------------------------------|--|----------------------------------|---------------------------------|
| Pledged Subconsultants | Gender/ Ethnicity | Business Inclusion Category | (%) of Total NTPs | Amount of Total NTPs |
| Historic Resources Group | F/C | WBE | 7.87% | \$ 5,900 |
| TheatreDNA | | OBE | 6.67% | \$ 5,000 |
| JCE Structural Engineering Group | M/HA | MBE, EBE, SBE | 7.50% | \$ 5,625 |
| D'Autremont-Helms & Associates, Inc. DBA DHA + Calpec | M/APA | MBE, SBE | 8.00% | \$ 6,000 |
| Servitek Solutions | M/APA | DVBE, MBE | 4.83% | \$ 3,625 |
| Iskander Associates | F/APA | MBE | 6.67% | \$ 5,000 |
| Mollenhauer Group | | OBE | 5.13% | \$ 3,850 |
| Subtotal Subconsultant Participation | | | | \$35,000 |
| Prime Participation | | | | \$40,000 |
| Base Task | | | | \$75,000 |
| Reimbursables | | | | \$ 0 |
| Contingency | | | | \$20,000 |
| Total Task Budget Authority | | | | \$95,000 |

| Table 4A: TOS No. 35 Total Subconsultant Participation | | | | | | |
|---|------------|------------|------------|------------|-------------|------------|
| Pledged | MBE | WBE | SBE | EBE | DVBE | OBE |
| (%) of Base Task | 27.00% | 7.87% | 15.50% | 7.50% | 4.83% | 27.00% |
| (\$ Amount) | \$20,250 | \$5,900 | \$11,625 | \$5,625 | \$3,625 | \$8,850 |

Note: Subconsultants may be certified in multiple certification categories; therefore, per the requirements of Executive Directive No. 14, the dollar amounts were credited toward multiple pledged participation categories.

Taylor Yard Pedestrian Bridge (TOS No. 43)

As of July 30, 2019, for the Taylor Yard Pedestrian Bridge (TOS No. 43), Arkiteriv, Inc. dba Studio Pali Fekete: architects achieved actual participation levels of 0.0 percent MBE, 0.0 percent WBE, 0.0 percent SBE, 0.0 percent EBE, 0.0 percent DVBE, and 67.59 percent OBE. Upon approval of contract Amendment No. 1, Arkiteriv, Inc. dba Studio Pali Fekete: architects has pledged participation levels of 2.70 percent MBE, 1.03 percent WBE, 0.0 percent SBE, 0.0 percent EBE, 0.0 percent DVBE, and 46.88 percent OBE.

As of July 30, 2019, the MBE/WBE/SBE/EBE/DVBE/OBE subconsultant information for Arkiteriv, Inc. dba Studio Pali Fekete: architects was the following:

| Table 5: TOS No. 43 | | | | |
|---|------------------------------|--|--------------------------------------|--|
| Subconsultants | Gender/ Ethnicity | Business Inclusion Category | (%) of Total Invoiced | Amount Invoiced to Date |
| Arup Engineers | | OBE | 22.08% | \$ 26,600 |
| Construction Specifications Service (C2S) | M/AA | MBE | 0.00% | \$ 0 |
| Hood Design | M/AA | MBE, EBE, SBE | 0.00% | \$ 0 |
| Ph.D, A Design Office | | OBE | 0.00% | \$ 0 |
| Tetra Tech, Inc. | | OBE | 45.51% | \$ 54,836 |
| The Morcos Group | F/C | WBE, SBE, EBE | 0.00% | \$ 0 |
| V & M Electrical Engineering | F/C | WBE | 0.00% | \$ 0 |
| Subtotal Subconsultant Participation | | | 67.59% | \$ 81,436 |
| Prime Participation | | | 32.41% | \$ 39,056 |
| Total Invoiced to Date | | | | \$120,492 |

| Table 5A TOS No. 43 Total Subconsultant Participation | | | | | | |
|--|------------|------------|------------|------------|-------------|------------|
| Achieved | MBE | WBE | SBE | EBE | DVBE | OBE |
| (%) of Base Task | 0.00% | 0.00% | 0.00% | 0.00% | 0.00% | 67.59% |
| (\$ Amount) | \$0 | \$0 | \$0 | \$0 | \$0 | \$81,436 |

Note: Subconsultants may be certified in multiple certification categories; therefore, per the requirements of Executive Directive No. 14, the dollar amounts were credited toward multiple pledged participation categories. Pledged participation including Amendment No. 1:

| Table 6: TOS No. 43 | | | | |
|---|------------------------------|--|------------------------------|---------------------------------|
| Pledged Subconsultants | Gender/ Ethnicity | Business Inclusion Category | (%) of Total NTPs | Amount of Total NTPs |
| Arup Engineers | | OBE | 29.80% | \$116,094 |
| Construction Specifications Service (C2S) | M/AA | MBE | 0.77% | \$ 3,000 |
| Hood Design | M/AA | MBE | 1.93% | \$ 7,535 |
| Ph.D, A Design Office | | OBE | 6.42% | \$ 25,000 |
| Tetra Tech, Inc. | | OBE | 10.67% | \$ 41,549 |
| The Morcos Group | F/C | WBE, SBE, EBE | 0.00% | \$ 0 |
| V & M Electrical Engineering | F/C | WBE | 1.03% | \$ 4,000 |

Department of Public Works
Bureau of Engineering
Bureau of Contract Administration
Joint Report No. 2

September 11, 2019
Page 11

| | | |
|---|---------------|------------------|
| Subtotal Subconsultant Participation | 50.61% | \$197,178 |
| Prime Participation | 49.39% | \$192,402 |
| Base Task | | \$389,580 |
| Reimbursables | | \$ 0 |
| Contingency | | \$115,827 |
| Total Task Budget Authority | | \$505,407 |

| Table 6A: TOS No. 43 Total Subconsultant Participation | | | | | | |
|---|------------|------------|------------|------------|-------------|------------|
| Pledged | MBE | WBE | SBE | EBE | DVBE | OBE |
| (%) of Base Task | 2.70% | 1.03% | 0.00% | 0.00% | 0.00% | 46.88% |
| (\$ Amount) | \$10,535 | \$4,000 | \$0 | \$0 | \$0 | \$182,643 |

Note: Subconsultants may be certified in multiple certification categories; therefore, per the requirements of Executive Directive No. 14, the dollar amounts were credited toward multiple pledged participation categories.

Rancho Cienega Sports Complex (TOS No. 44)

As of July 30, 2019, for the TOS No. 44, Arkiteriv, Inc. dba Studio Pali Fekete: architects achieved actual participation levels of 2.17 percent MBE, 4.53 percent WBE, 0.00 percent SBE, 0.00 percent EBE, 0.00 percent DVBE, and 40.56 percent OBE. Upon approval of contract Amendment No. 1, Arkiteriv, Inc. dba Studio Pali Fekete: architects has pledged participation levels of 14.27 percent MBE, 5.25 percent WBE, 27.76 percent SBE, 22.38 percent EBE, 0.00 percent DVBE, and 30.79 percent OBE.

As of July 30, 2019, the MBE/WBE/SBE/EBE/DVBE/OBE subconsultant information for Arkiteriv, Inc. dba Studio Pali Fekete: architects was the following:

| Table 7: TOS No. 44 | | | | |
|---|------------------------------|--|--------------------------------------|--|
| Subconsultants | Gender/ Ethnicity | Business Inclusion Category | (%) of Total Invoiced | Amount Invoiced to Date |
| Hood Design | M/AA | EBE, SBE, MBE | 0.00% | \$ 0 |
| JCE Structural Engineering Group | M/HA | SBE, EBE | 0.00% | \$ 0 |
| Iskander Associates | F/SAA | MBE | 2.17% | \$ 1,503 |
| Construction Specifications Service | M/AA | MBE | 0.00% | \$ 0 |
| V&M Electrical Engineering | F/C | WBE | 4.53% | \$ 3,143 |
| Buro Happold Consulting | | OBE | 30.02% | \$20,817 |
| Tetra Tech, Inc. | | OBE | 4.05% | \$ 2,809 |
| Aquatic Design Group | | SBE | 0.00% | \$ 0 |
| 3QC, Inc. | | SBE, EBE | 0.00% | \$ 0 |
| Construction Analysis and Planning, LLC | | OBE | 0.00% | \$ 0 |
| Ph.D, A Design Office | | OBE | 6.49% | \$ 4,500 |
| Subtotal Subconsultant Participation | | | 47.26% | \$32,772 |
| Prime Participation | | | 52.74% | \$36,575 |
| Total Invoiced to Date | | | | \$69,347 |

| Table 7A: TOS No. 44 Total Subconsultant Participation | | | | | | |
|---|------------|------------|------------|------------|-------------|------------|
| Achieved | MBE | WBE | SBE | EBE | DVBE | OBE |
| (%) of Base Task | 2.17% | 4.53% | 0.00% | 0.00% | 0.00% | 40.56% |
| (\$ Amount) | \$1,503 | \$3,143 | \$0 | \$0 | \$0 | \$28,126 |

Note: Subconsultants may be certified in multiple certification categories; therefore, per the requirements of Executive Directive No. 14, the dollar amounts were credited toward multiple pledged participation categories.

Pledged participation including Amendment No. 1:

| Table 8: TOS No. 44 | | | | |
|---|------------------------------|--|----------------------------------|---------------------------------|
| Pledged Subconsultants | Gender/ Ethnicity | Business Inclusion Category | (%) of Total NTPs | Amount of Total NTPs |
| Hood Design | M/AA | SBE, EBE, MBE | 12.30% | \$ 31,200 |
| JCE Structural Engineering Group | M/HA | MBE, SBE, EBE | 1.97% | \$ 5,000 |
| Iskander Associates | F/SAA | MBE | 0.00% | \$ 0 |
| Construction Specifications Service | M/AA | MBE | 0.00% | \$ 0 |
| V&M Electrical Engineering | F/C | WBE | 5.25% | \$ 13,320 |
| Buro Happold Consulting | | OBE | 23.64% | \$ 60,000 |
| Tetra Tech, Inc. | | OBE | 5.57% | \$ 14,123 |
| Aquatic Design Group | | SBE | 5.38% | \$ 13,642 |
| 3QC, Inc. | | SBE, EBE | 8.11% | \$ 20,600 |
| Construction Analysis and Planning, LLC | | OBE | 0.00% | \$ 0 |
| Ph.D, A Design Office | | OBE | 1.58% | \$ 4,000 |
| Subtotal Subconsultant Participation | | | 63.80% | \$ 161,885 |
| Prime Participation | | | 36.20% | \$ 91,869 |
| Base Task | | | | \$253,754 |
| Reimbursables | | | | \$ 0 |
| Contingency | | | | \$ 0 |
| Total Task Budget Authority | | | | \$253,754 |

| Table 8A: TOS No. 44 Total Subconsultant Participation | | | | | | |
|---|------------|------------|------------|------------|-------------|------------|
| Pledged | MBE | WBE | SBE | EBE | DVBE | OBE |
| (%) of Base Task | 14.27% | 5.25% | 27.76% | 22.38% | 0.00% | 30.79% |
| (\$ Amount) | \$36,200 | \$13,320 | \$70,442 | \$56,800 | \$0 | \$78,123 |

Note: Subconsultants may be certified in multiple certification categories; therefore, per the requirements of Executive Directive No. 14, the dollar amounts were credited toward multiple pledged participation categories.

Brooks + Scarpa, Inc. (CO124703)

Brooks + Scarpa, Inc. has been issued five task orders under the current contract. Brooks + Scarpa, Inc. completed three task orders under this contract, including TOS No. 5 (First and Broadway Park Design Competition), TOS No. 17 (City Hall 19th and 21st Floors Electrical Engineering), and TOS No. 20 (Los Angeles Convention Center Solar Energy Project RFP Development).

Brooks + Scarpa, Inc. has two task orders that are still in progress, including TOS No. 6 (Engine Company 23 Arts Center) and TOS No. 30 (LAPD Northeast Division Parking Facility). Since the contract execution, Brooks + Scarpa Architects, Inc. has added 13 subconsultants. Brooks + Scarpa Architects, Inc. added Argento/Graham; Barbara Hall

September 11, 2019
Page 13

Associates; Construction Specifications Services (C2S); Critical Structures, Inc.; Holmes Fire; Innovative Engineering Group, Inc.; and Structure Focus for TOS No. 6 Engine Company 23 Arts Center. This is a historic restoration project requiring structural retrofitting and specialized design services. Brooks + Scarpa Architects, Inc. added Gannett Fleming; Leland Saylor Associates; ProjectLine Technical Services, Inc.; VCA Engineers, Inc.; and Walker Parking Consultants for TOS No. 30 LAPD Northeast Division Parking Facility task order. Since this is a design-build project for a police parking lot, subconsultants specializing in parking facilities were added. Brooks + Scarpa Architects, Inc. added Promise Energy for the completed TOS No. 20 Los Angeles Convention Center Solar Energy Project Request for Proposal Development task order.

First and Broadway Park Design Competition (TOS No. 5)

For TOS No. 5, the BOE selected Brooks + Scarpa, Inc. as one of four firms from the PQOC Architectural consulting list and the PQOC Landscape Architectural consulting list for the First and Broadway Park Design Competition. The BOE paid the firm a stipend of \$21,500 for preparing their conceptual design entry. Since Brooks + Scarpa, Inc. was not selected to design the project, no subconsultants were utilized.

As of June 17, 2016, the MBE/WBE/SBE/EBE/DVBE/OBE subconsultant information for this TOS was the following:

| Table 9: TOS No. 5 | | | | |
|---|------------------------------|--|----------------------------------|--|
| Subconsultants | Gender/ Ethnicity | Business Inclusion Category | (%) of Total Invoiced | Amount Invoiced to Date |
| Not applicable | | | 0.00% | \$ 0 |
| Subtotal Subconsultant Participation | | | 0.00% | \$ 0 |
| Prime Participation | | | 100.00% | \$21,500 |
| Total Invoiced to Date | | | | \$21,500 |

| Table 9A: TOS No. 20 Total Subconsultant Participation | | | | | | |
|---|------------|------------|------------|------------|-------------|------------|
| Achieved | MBE | WBE | SBE | EBE | DVBE | OBE |
| (%) of Base Task | 0.00% | 0.00% | 0.00% | 0.00% | 0.00% | 0.00% |
| (\$ Amount | \$0 | \$0 | \$0 | \$0 | \$0 | \$0 |

Note: Subconsultants may be certified in multiple certification categories; therefore, per the requirements of Executive Directive No. 14, the dollar amounts were credited toward multiple pledged participation categories.

City Hall 19th and 21st Floors Electrical Engineering (TOS No. 17)

For TOS No. 17, Brooks + Scarpa, Inc. utilized subconsultant Innovative Engineering Group. This TOS is considered a “pass through” in that the prime consultant for a nominal administrative fee used their contract as a vehicle for the City to bring aboard a subconsultant of specialized expertise in electrical engineering to assist the BOE’s

Architectural Division's in-house staff to complete the project design. Brooks + Scarpa, Inc. requested a release from this TOS due to delays in project completion. The BOE granted their request. The participation levels are 0.00 percent MBE, 0.00 percent WBE, 0.00 percent SBE, 0.00 percent EBE, 0.00 percent DVBE, and 67.72 percent OBE.

As of June 6, 2018, the MBE/WBE/SBE/EBE/DVBE/OBE subconsultant information for task order was the following:

| Table 10: TOS No. 17 | | | | |
|---|------------------------------|--|--------------------------------------|--|
| Subconsultants | Gender/ Ethnicity | Business Inclusion Category | (%) of Total Invoiced | Amount Invoiced to Date |
| Innovative Engineering Group, Inc. | | OBE | 67.72% | \$15,925 |
| Subtotal Subconsultant Participation | | | 67.72% | \$15,925 |
| Prime Participation | | | 32.28% | \$ 7,593 |
| Total Invoiced to Date | | | | \$23,518 |

| Table 10A: TOS No. 20 Total Subconsultant Participation | | | | | | |
|--|------------|------------|------------|------------|-------------|------------|
| Achieved | MBE | WBE | SBE | EBE | DVBE | OBE |
| (%) of Base Task | 0.00% | 0.00% | 0.00% | 0.00% | 0.00% | 67.72% |
| (\$ Amount) | \$0 | \$0 | \$0 | \$0 | \$0 | \$15,925 |

Note: Subconsultants may be certified in multiple certification categories; therefore, per the requirements of Executive Directive No. 14, the dollar amounts were credited toward multiple pledged participation categories.

Los Angeles Convention Center Solar Energy Project RFP Development (TOS No. 20)

For TOS No. 20, Brooks + Scarpa, Inc. added Promise Energy (OBE). TOS is considered a "pass through," in that the prime consultant, for a nominal administrative fee, used their contract as a vehicle for the City to bring aboard a subconsultant of specialized expertise in solar energy to assist the Convention Center client agency to develop a procurement process to install photovoltaic systems. TOS No. 20 was originally reported to the Board as requiring \$102,303 to complete, plus a contingency of \$17,697. However, the TOS was completed with the final Notice-to-Proceed (NTP) amount of \$99,956. Brooks + Scarpa, Inc. invoiced the City for \$94,581.

The Board Report for this project, adopted on April 5, 2017, pledged participation levels of 0.00 percent MBE, 0.00 percent WBE, 0.00 percent SBE, 0.00 percent EBE, 0.00 percent DVBE, and 86.81 percent OBE. As of May 6, 2018, Brooks + Scarpa, Inc. has achieved participation levels of 0.00 percent MBE, 0.00 percent WBE, 0.00 percent SBE, 0.00 percent EBE, 0.00 percent DVBE, and 92.83 percent OBE. This TOS has been completed.

As of June 6, 2018, the MBE/WBE/SBE/EBE/DVBE/OBE subconsultant information for TOS was the following:

September 11, 2019
Page 15

| Table 11: TOS No. 20 | | | | |
|---|----------------------|-----------------------------------|-----------------------------|-------------------------------|
| Subconsultants | Gender/ Ethnicity | Business Inclusion Category | (%) of Total Invoiced | Amount Invoiced to Date |
| Promise Energy | | OBE | 92.83% | \$87,799 |
| Subtotal Subconsultant Participation | | | 92.83% | \$87,799 |
| Prime Participation | | | 7.17% | \$ 6,782 |
| Total Invoiced to Date | | | | \$94,581 |

| Table 11A: TOS No. 20 Total Subconsultant Participation | | | | | | |
|---|-------|-------|-------|-------|-------|----------|
| Achieved | MBE | WBE | SBE | EBE | DVBE | OBE |
| (%) of Base Task | 0.00% | 0.00% | 0.00% | 0.00% | 0.00% | 92.83% |
| (\$ Amount) | \$0 | \$0 | \$0 | \$0 | \$0 | \$87,799 |

Note: Subconsultants may be certified in multiple certification categories; therefore, per the requirements of Executive Directive No. 14, the dollar amounts were credited toward multiple pledged participation categories.

Engine Company 23 Arts Center (TOS No. 6)

As of July 30, 2019, for the TOS No. 6, Brooks + Scarpa Architects achieved actual participation levels of 6.65 percent MBE, 1.33 percent WBE, 11.07 percent SBE, 10.20 percent EBE, 0.00 percent DVBE, and 29.109 percent OBE. Upon approval of contract Amendment No. 1, Brooks + Scarpa Architects has pledged participation levels of 3.97 percent MBE, 3.07 percent WBE, 8.44 percent SBE, 7.79 percent EBE, 0.00 percent DVBE, and 24.82 percent OBE.

As of July 1, 2019, the MBE/WBE/SBE/EBE/DVBE/OBE subconsultant information for Brooks + Scarpa Architects was the following:

| Table 12: TOS No. 6 | | | | |
|---|----------------------|-----------------------------------|-----------------------------|-------------------------------|
| Subconsultants | Gender/ Ethnicity | Business Inclusion Category | (%) of Total Invoiced | Amount Invoiced to Date |
| Argento/Graham | | OBE | 1.76% | \$ 6,000.00 |
| Barbara L. Hall PE, Inc. | | OBE | 2.64% | \$ 9,000.00 |
| Chattel Architecture | | SBE, EBE | 8.27% | \$ 28,194.75 |
| Construction Specifications Service (C2S) | M/AA | MBE | 0.86% | \$ 2,935.00 |
| Critical Structures, Inc. | | OBE | 11.27% | \$ 38,425.00 |
| EQS Consultants | M/SAA | MBE | 5.46% | \$ 18,599.50 |
| Gausman & Moore | | OBE | 10.78% | \$ 36,750.00 |
| Holmes Fire | | OBE | 1.27% | \$ 4,325.00 |
| Innovative Engineering Group, Inc. | M/APA | MBE | 0.34% | \$ 1,150.00 |
| Luminesce Design | | OBE | 1.47% | \$ 5,000.00 |
| MARRS Services, Inc. | F/SAA | WBE, SBE | 0.87% | \$ 2,960.00 |
| Neiman Studio | F/C | WBE, SBE, EBE | 0.46% | \$ 1,565.00 |
| Structural Forces | | SBE, EBE | 1.47% | \$ 5,000.00 |
| Subtotal Subconsultant Participation | | | 46.91% | \$159,904.25 |

| | | |
|-------------------------------|--------|---------------------|
| Prime Participation | 53.09% | \$180,987.65 |
| Total Invoiced to Date | | \$340,891.90 |

| Table 12A: TOS No. 6 Total Subconsultant Participation | | | | | | |
|---|-------------|------------|-------------|-------------|-------------|-------------|
| Achieved | MBE | WBE | SBE | EBE | DVBE | OBE |
| (%) of Base Task | 6.65% | 1.33% | 11.07% | 10.20% | 0.00% | 29.19% |
| (\$ Amount) | \$22,684.50 | \$4,525.00 | \$37,719.75 | \$34,759.75 | \$0.00 | \$99,500.00 |

Note: Subconsultants may be certified in multiple certification categories; therefore, per the requirements of Executive Directive No. 14, the dollar amounts were credited toward multiple pledged participation categories.

Pledged participation including Amendment No. 1:

| Table 13: TOS No. 6 | | | | |
|--|------------------------------|--|------------------------------|---------------------------------|
| Pledged Subconsultants | Gender/ Ethnicity | Business Inclusion Category | (%) of Total NTPs | Amount of Total NTPs |
| Argento/Graham | | OBE | 2.66% | \$ 24,000 |
| Barbara L. Hall PE, Inc. | | OBE | 1.33% | \$ 12,000 |
| Chattel Architecture | | SBE, EBE | 5.37% | \$ 48,440 |
| Construction Specifications Service (C2S) | M/AA | MBE | 1.00% | \$ 9,000 |
| Critical Structures, Inc. | | OBE | 6.71% | \$ 60,500 |
| EQS Consultants | M/SAA | MBE | 2.97% | \$ 26,800 |
| Gausman & Moore | | OBE | 12.70% | \$114,620 |
| Holmes Fire | | OBE | 0.35% | \$ 3,200 |
| Innovative Engineering Group, Inc. | | OBE | 0.13% | \$ 1,150 |
| Luminesce Design | | OBE | 0.94% | \$ 8,500 |
| MARRS Services, Inc. | F/APA | WBE SBE | 0.66% | \$ 5,920 |
| Neiman Studio | F/C | WBE, SBE, EBE | 2.42% | \$ 21,800 |
| Structural Focus | | SBE, EBE | 0.55% | \$ 5,000 |
| Subtotal Subconsultant Participation | | | 37.79% | \$340,930 |
| Prime Participation | | | 62.21% | \$561,290 |
| Base Task | | | | \$902,220 |
| Reimbursables | | | | \$ 22,820 |
| Contingency | | | | \$ 11,126 |
| Total Task Budget Authority | | | | \$936,166 |

| Table 13A: TOS No. 6 Total Subconsultant Participation | | | | | | |
|---|------------|------------|------------|------------|-------------|------------|
| Pledged | MBE | WBE | SBE | EBE | DVBE | OBE |
| (%) of Base Task | 3.97% | 3.07% | 8.44% | 7.79% | 0.00% | 24.82% |
| (\$ Amount) | \$35,800 | \$27,720 | \$76,160 | \$70,240 | \$0.00 | \$223,970 |

Note: Subconsultants may be certified in multiple certification categories; therefore, per the requirements of Executive Directive No. 14, the dollar amounts were credited toward multiple pledged participation categories.

LAPD Northeast Division Parking Facility (TOS No. 30)

As of July 30, 2019, for (TOS No. 30, Brooks + Scarpa Architects achieved actual participation levels of 19.40 percent MBE, 6.39 percent WBE, 22.92 percent SBE, 12.99 percent EBE, 3.54 percent DVBE, and 20.46 percent OBE. Upon approval of contract Amendment No. 1, Brooks + Scarpa Architects has pledged participation levels of 19.11

Department of Public Works
Bureau of Engineering
Bureau of Contract Administration
Joint Report No. 2

September 11, 2019
Page 17

percent MBE, 5.26 percent WBE, 20.70 percent SBE, 12.52 percent EBE, 2.92 percent DVBE, and 20.79 percent OBE.

As of July 30, 2019, the MBE/WBE/SBE/EBE/DVBE/OBE subconsultant information for Brooks + Scarpa Architects was the following:

| Table 14: TOS No. 30 | | | | |
|---|------------------------------|--|--------------------------------------|--|
| Subconsultants | Gender/ Ethnicity | Business Inclusion Category | (%) of Total Invoiced | Amount Invoiced to Date |
| Gannett Fleming | | OBE | 4.74% | \$ 26,242.00 |
| Leland Saylor Associates | | SBE, DVBE | 3.54% | \$ 19,600.00 |
| MARRS Services, Inc. | F/SAA | WBE, SBE | 6.39% | \$ 35,370.00 |
| ProjectLine Technical Services, Inc. | F/APA | MBE, SBE, EBE | 12.99% | \$ 71,928.00 |
| VCA Engineers, Inc. | M/APA | MBE | 6.41% | \$ 35,475.00 |
| Walker Parking Consultants | | OBE | 15.72% | \$ 87,050.00 |
| Subtotal Subconsultant Participation | | | 49.79% | \$275,665.00 |
| Prime Participation | | | 50.21% | \$277,954.97 |
| Total Invoiced to Date | | | | \$553,619.97 |

| Table 14A: TOS No. 30 Total Subconsultant Participation | | | | | | |
|--|------------|------------|------------|------------|-------------|------------|
| Achieved | MBE | WBE | SBE | EBE | DVBE | OBE |
| (%) of Base Task | 19.40% | 6.39% | 22.92% | 12.99% | 3.54% | 20.46% |
| (\$ Amount | \$107,403 | \$35,370 | \$126,898 | \$71,928 | \$19,600 | \$113,292 |

Note: Subconsultants may be certified in multiple certification categories; therefore, per the requirements of Executive Directive No. 14, the dollar amounts were credited toward multiple pledged participation categories.

Pledged participation including Amendment No. 1:

| Table 15: TOS No. 30 | | | | |
|---|------------------------------|--|----------------------------------|---------------------------------|
| Pledged Subconsultants | Gender/ Ethnicity | Business Inclusion Category | (%) of Total NTPs | Amount of Total NTPs |
| Gannett Fleming | | OBE | 4.92% | \$ 33,026 |
| Leland Saylor Associates | | DVBE, SBE | 2.92% | \$ 19,600 |
| MARRS Services, Inc. | F/SAA | WBE, SBE | 5.26% | \$ 35,370 |
| ProjectLine Technical Services, Inc. | F/APA | MBE, SBE, EBE | 12.52% | \$ 84,093 |
| VCA Engineers, Inc. | M/APA | MBE | 6.60% | \$ 44,344 |
| Walker Parking Consultants | | OBE | 15.87% | \$106,650 |
| Subtotal Subconsultant Participation | | | 48.08% | \$323,083 |
| Prime Participation | | | 51.92% | \$348,840 |
| Base Task | | | | \$671,923 |
| Reimbursables | | | | \$ 30,000 |
| Contingency | | | | \$ 25,077 |
| Total Task Budget Authority | | | | \$727,000 |

| Table 15A: TOS No. 30 Total Subconsultant Participation | | | | | | |
|--|------------|------------|------------|------------|-------------|------------|
| Pledged | MBE | WBE | SBE | EBE | DVBE | OBE |
| (%) of Base Task | 19.11% | 5.26% | 20.70% | 12.52% | 2.92% | 20.79% |
| (\$) Amount | \$128,437 | \$35,370 | \$139,063 | \$84,093 | \$19,600 | \$139,676 |

Note: Subconsultants may be certified in multiple certification categories; therefore, per the requirements of Executive Directive No. 14, the dollar amounts were credited toward multiple pledged participation categories.

Eric Owen Moss Architects (CO125148)

Eric Owen Moss Architects has been issued two task orders under the current contract. They include the completed TOS No. 5A (First and Broadway Park Design Competition) and the active TOS No. 27 (Highland Park Junior Arts Center). Since the contract execution, Eric Owen Moss Architects has added eight subconsultants. Eric Owen Moss Architects added AWC West; GPA Consulting; Green Dinosaur, Inc.; Hongjoo Kim Landscape Architects, Inc.; Horton Lees Brogden; O'Connor Construction Management, Inc.; Strategic Economics; and Veneklasen for the Highland Park Junior Arts Center Project.

First and Broadway Park Design Competition (TOS No. 5A)

For TOS No. 5A, the BOE selected Eric Owen Moss Architects as one of four firms from the PQOC Architectural consulting list and the PQOC Landscape Architectural Consulting List for the First and Broadway Park Design Competition. The BOE paid the firm a stipend of \$21,500 for preparing their conceptual design entry. Since Eric Owen Moss Architects was not selected to design the project, no subconsultants were utilized.

As of June 17, 2016, the MBE/WBE/SBE/EBE/DVBE/OBE subconsultant information for this TOS was the following:

| Table 16: TOS No. 5A | | | | |
|---|------------------------------|--|--------------------------------------|------------------------------------|
| Subconsultants | Gender/ Ethnicity | Business Inclusion Category | (%) of Total Invoiced | Amount Invoiced to Date |
| Not applicable | | | 0.00% | \$ 0 |
| Subtotal Subconsultant Participation | | | 0.00% | \$ 0 |
| Prime Participation | | | 100.00% | \$21,500 |
| Total Invoiced to Date | | | | \$21,500 |

| Table 16A: TOS No. 5A Total Subconsultant Participation | | | | | | |
|--|------------|------------|------------|------------|-------------|------------|
| Achieved | MBE | WBE | SBE | EBE | DVBE | OBE |
| (%) of Base Task | 0.00% | 0.00% | 0.00% | 0.00% | 0.00% | 0.00% |
| (\$) Amount | \$0 | \$0 | \$0 | \$0 | \$0 | \$0 |

Note: Subconsultants may be certified in multiple certification categories; therefore, per the requirements of Executive Directive No. 14, the dollar amounts were credited toward multiple pledged participation categories.

Highland Park Junior Arts Center (TOS No. 27)

As of July 30, 2019, for the TOS No. 27, Eric Owen Moss Architects achieved actual participation levels of 13.79 percent MBE, 30.19 percent WBE, 19.78 percent SBE, 18.08 percent EBE, 6.82 percent DVBE, and 9.48 percent OBE. Upon approval of contract Amendment No. 1, Eric Owen Moss Architects has pledged participation levels

Department of Public Works
Bureau of Engineering
Bureau of Contract Administration
Joint Report No. 2

September 11, 2019
Page 19

of 17.24 percent MBE, 6.77 percent WBE, 16.61 percent SBE, 9.01 percent EBE, 5.56 percent DVBE, and 14.11 percent OBE.

As of July 1, 2019, the MBE/WBE/SBE/EBE/DVBE/OBE subconsultant information for Eric Owen Moss Architects was the following:

| Table 17: TOS No. 27 | | | | |
|--|------------------------------|--|--------------------------------------|--|
| Subconsultants | Gender/ Ethnicity | Business Inclusion Category | (%) of Total Invoiced | Amount Invoiced to Date |
| Antieri Haloossim & Mattingly Consulting Engineers | | OBE | 9.48% | \$ 7,640.00 |
| AWC West | | OBE | 0.00% | \$ 0.00 |
| GPA Consultant | F/HA | MBE, SBE, EBE | 12.31% | \$ 9,923.62 |
| Green Dinosaur, Inc. | | SBE | 1.71% | \$ 1,376.16 |
| Hongjoo Kim Landscape Architects, Inc. | M/APA | MBE, SBE, EBE | 0.00% | \$ 0.00 |
| Horton Lees Brogden | F/C | WBE | 0.00% | \$ 0.00 |
| Nast Enterprises | | SBE, EBE | 5.77% | \$ 4,650.00 |
| O'Connor Construction Management, Inc. | | DVBE | 6.82% | \$ 5,500.00 |
| Strategic Economics | F/C | WBE | 30.19% | \$24,340.00 |
| VCA Engineers, Inc. | M/APA | MBE | 1.48% | \$ 1,190.40 |
| Veneklasen Associates | | SBE, EBE | 0.00% | \$ 0.00 |
| Subtotal Subconsultant Participation | | | 67.75% | \$54,620.18 |
| Prime Participation | | | 32.25% | \$25,999.60 |
| Total Invoiced to Date | | | | \$80,619.78 |

| Table 17A: TOS No. 27 Total Subconsultant Participation | | | | | | |
|--|-------------|-------------|-------------|-------------|-------------|------------|
| Achieved | MBE | WBE | SBE | EBE | DVBE | OBE |
| (%) of Base Task | 13.79% | 30.19% | 19.78% | 18.08% | 6.82% | 9.48% |
| (\$) Amount | \$11,114.02 | \$24,340.00 | \$15,949.18 | \$14,573.62 | \$5,500.00 | \$7,640.00 |

Note: Subconsultants may be certified in multiple certification categories; therefore, per the requirements of Executive Directive No. 14, the dollar amounts were credited toward multiple pledged participation categories.

Pledged participation including Amendment No. 1:

| Table 18: TOS No. 27 | | | | |
|--|------------------------------|--|----------------------------------|---------------------------------|
| Pledged Subconsultants | Gender/ Ethnicity | Business Inclusion Category | (%) of Total NTPs | Amount of Total NTPs |
| Antieri Haloossim & Mattingly Consulting Engineers | | OBE | 12.77% | \$ 95,500 |
| AWC West | | OBE | 1.34% | \$ 10,000 |
| GPA Consultant | F/HA | MBE, SBE EBE | 1.36% | \$ 10,200 |
| Green Dinosaur, Inc. | | SBE | 7.60% | \$ 56,781 |

| | | | | |
|---|-------|---------------|---------------|------------------|
| Hongjoo Kim Landscape Architects, Inc. | M/APA | MBE, SBE, EBE | 2.14% | \$ 16,000 |
| Horton Lees Brogden | F/C | WBE | 3.51% | \$ 26,250 |
| Nast Enterprises | | SBE, EBE | 0.94% | \$ 7,000 |
| O'Connor Construction Management, Inc. | | DVBE | 5.56% | \$ 41,600 |
| Strategic Economics | F/C | WBE | 3.26% | \$ 24,370 |
| VCA Engineers, Inc. | M/APA | MBE | 13.74% | \$102,680 |
| Veneklasen Associates | | SBE, EBE | 4.57% | \$ 34,175 |
| Subtotal Subconsultant Participation | | | 56.79% | \$424,556 |
| Prime Participation | | | 43.21% | \$323,000 |
| Base Task | | | | \$747,556 |
| Reimbursables | | | | \$ 0 |
| Contingency | | | | \$102,444 |
| Total Task Budget Authority | | | | \$850,000 |

| Table 18A: TOS No. 27 Total Subconsultant Participation | | | | | | |
|--|------------|------------|------------|------------|-------------|------------|
| Pledged | MBE | WBE | SBE | EBE | DVBE | OBE |
| (%) of Base Task | 17.24% | 6.77% | 16.61% | 9.01% | 5.56% | 14.11% |
| (\$ Amount) | \$128,880 | \$50,620 | \$124,156 | \$67,375 | \$41,600 | \$105,500 |

Note: Subconsultants may be certified in multiple certification categories; therefore, per the requirements of Executive Directive No. 14, the dollar amounts were credited toward multiple pledged participation categories.

Gonzalez/Goodale Architects (CO124803)

Gonzalez/Goodale Architects has been issued three task orders under the current contract. TOS No. 41.2 involving the Emergency Bridge Housing Program are not subject to BIP subconsultant utilization reporting per Mayor's Office waiver. Multiple Emergency Bridge Housing projects have been assigned to this consultant and the work is ongoing. The total NTP amount for Bridge Home Task Orders is \$899,044, and a total of \$727,609 has been invoiced to date. It is critical that contract CO124803 be amended in order for Gonzalez/Goodale Architects to continue working on Emergency Bridge Housing projects without lapses to this contract.

Council District No. 2 Navigation Center (TOS No. 41.3) and LADOT Downtown Bus Maintenance Yard (TOS No. 45) are both subject to BIP subconsultant utilization reporting. Since the contract execution, Gonzalez/Goodale Architects has added seven subconsultants. Gonzalez/Goodale Architects added Budlong & Associates, Inc. to the TOS No. 41.3. Gonzalez/Goodale Architects added Crain & Associates; Englekirk Institutional, Inc. formerly Englekirk & Sabol Consulting Structural Engineers, Inc.; Promise Energy; Rosenheim & Associates, Inc.; Tetra-IBI Group Architecture Planning; and Vanir Construction Management, Inc. to TOS No. 45. On December 19, 2018, the Board approved the transfer of TOS No. 220 from expired Gonzalez/Goodale Architects contract CO114022 to current contract CO124803. This TOS transfer required the consultant to add subcontracts from the expired contract to the current contract. The subconsultants assigned to the LADOT Downtown Bus Maintenance Yard Task Order were originally subject to the City's former MBE/WBE/OBE program prior to the transfer of the TOS to the current contract. The former MBE/WBE/OBE program did not include the BIP certification categories of SBE, EBE, and DVBE. However, in addition to the

Department of Public Works
Bureau of Engineering
Bureau of Contract Administration
Joint Report No. 2

September 11, 2019
Page 21

MBE or WBE certifications, some of these firms are also certified in the SBE and EBE categories. This TOS also involved the design and construction of a bus maintenance yard requiring specialized subconsultants involving Compressed Natural Gas/Liquified Natural Gas (CNG/LNG) fueling systems, electrified bus charging stations, and solar energy systems.

Council District No. 2 Navigation Center (TOS No. 41.3)

As of July 30, 2019, for the TOS No. 41.3, Gonzalez/Goodale Architects achieved actual participation levels of 15.45 percent MBE, 2.24 percent WBE, 9.39 percent SBE, 9.39 percent EBE, 0.00 percent DVBE, and 0.00 percent OBE. Upon approval of contract Amendment No. 1, Gonzalez/Goodale Architects has pledged participation levels of 22.40 percent MBE, 4.99 percent WBE, 16.34 percent SBE, 16.34 percent EBE, 0.00 percent DVBE, and 0.00 percent OBE.

As of July 30, 2019, the MBE/WBE/SBE/EBE/DVBE/OBE subconsultant information for Gonzalez/Goodale Architects was the following:

| Table 19: TOS No. 41.3 | | | | |
|---|------------------------------|--|--------------------------------------|--|
| Subconsultants | Gender/ Ethnicity | Business Inclusion Category | (%) of Total Invoiced | Amount Invoiced to Date |
| Budlong & Associates, Inc. | M/APA | MBE | 6.06% | \$ 15,959.70 |
| Construction Cost Consultants | F/SAA | WBE | 2.24% | \$ 5,911.16 |
| Hongjoo Kim Landscape Architects, Inc. | M/APA | MBE, SBE, EBE | 0.00% | \$ 0.00 |
| VCA Engineers, Inc. | M/APA | MBE, SBE, EBE | 9.39% | \$ 24,734.85 |
| Subtotal Subconsultant Participation | | | 17.69% | \$ 46,605.71 |
| Prime Participation | | | 82.31% | \$216,826.00 |
| Total Invoiced to Date | | | | \$263,431.71 |

| Table 19A: TOS No 41.3 Total Subconsultant Participation | | | | | | |
|---|------------|------------|------------|------------|-------------|------------|
| Achieved | MBE | WBE | SBE | EBE | DVBE | OBE |
| (%) of Base Task | 15.45% | 2.24% | 9.39% | 9.39% | 0.00% | 0.00% |
| (\$ Amount | \$40,695 | \$5,911 | \$24,735 | \$24,735 | \$0 | \$0 |

Note: Subconsultants may be certified in multiple certification categories; therefore, per the requirements of Executive Directive No. 14, the dollar amounts were credited toward multiple pledged participation categories.

Pledged participation including Amendment No. 1:

| Table 20: TOS No. 41.3 | | | | |
|-------------------------------|------------------------------|--|----------------------------------|---------------------------------|
| Pledged Subconsultants | Gender/ Ethnicity | Business Inclusion Category | (%) of Total NTPs | Amount of Total NTPs |
| Budlong & Associates, Inc. | M/APA | MBE | 6.06% | \$ 17,860 |
| Construction Cost Consultants | F/SAA | WBE | 4.99% | \$ 14,700 |

| | | | | |
|---|-------|---------------|---------------|------------------|
| Hongjoo Kim Landscape Architects, Inc. | M/APA | MBE, SBE, EBE | 5.94% | \$ 17,500 |
| VCA Engineers, Inc. | M/APA | MBE, SBE, EBE | 10.41% | \$ 30,680 |
| Subtotal Subconsultant Participation | | | 27.39% | \$ 80,740 |
| Prime Participation | | | 72.61% | \$214,044 |
| Base Task | | | | \$294,784 |
| Reimbursables | | | | \$ 0 |
| Contingency | | | | \$ 29,478 |
| Total Task Budget Authority | | | | \$324,262 |

| Table 20A: TOS No. 41.3 Total Subconsultant Participation | | | | | | |
|--|------------|------------|------------|------------|-------------|------------|
| Pledged | MBE | WBE | SBE | EBE | DVBE | OBE |
| (%) of Base Task | 22.40% | 4.99% | 16.34% | 16.34% | 0.00% | 0.00% |
| (\$ Amount) | \$66,040 | \$14,700 | \$48,180 | \$48,180 | \$0 | \$0 |

Note: Subconsultants may be certified in multiple certification categories; therefore, per the requirements of Executive Directive No. 14, the dollar amounts were credited toward multiple pledged participation categories.

LADOT Downtown Bus Maintenance Yard (TOS No. 45)

As of July 30, 2019, for TOS No. 45, Gonzalez/Goodale Architects achieved actual participation levels of 0.00 percent MBE, 0.00 percent WBE, 0.00 percent SBE, 0.00 percent EBE, 0.00 percent DVBE, and 0.00 percent OBE. Upon approval of contract Amendment No. 1, Gonzalez/Goodale Architects has pledged participation levels of 0.00 percent MBE, 0.00 percent WBE, 4.81 percent SBE, 4.81 percent EBE, 0.00 percent DVBE, and 30.18 percent OBE. As discussed above, the task order was transferred from an expired contract. Most payments had already been made under the expired contract CO114022.

As of July 30, 2019, the MBE/WBE/SBE/EBE/DVBE/OBE subconsultant information for Gonzalez/Goodale Architects was the following:

| Table 21: TOS No. 45 | | | | |
|--|------------------------------|--|--------------------------------------|--|
| Subconsultants | Gender/ Ethnicity | Business Inclusion Category | (%) of Total Invoiced | Amount Invoiced to Date |
| Moore Iacofano Goltsman, Inc. (MIG) formerly AHBE Landscape | | OBE | 0.00% | \$ 0 |
| Vanir Construction Management, Inc. | F/HA | WBE | 0.00% | \$ 0 |
| Construction Cost Consultants | F/SAA | WBE | 0.00% | \$ 0 |
| Roshanian and Associates | | SBE, EBE | 0.00% | \$ 0 |
| Crain & Associates | | SBE, EBE | 0.00% | \$ 0 |
| Tetra-IBI | | OBE | 0.00% | \$ 0 |
| Syska Hennessy | | OBE | 0.00% | \$ 0 |
| Englekirk Institutional, Inc. | | OBE | 0.00% | \$ 0 |
| Rosenheim and Associates, Inc. | | OBE | 0.00% | \$ 0 |
| Promise Energy | | OBE | 0.00% | \$ 0 |
| Subtotal Subconsultant Participation | | | 0.00% | \$ 0 |
| Prime Participation | | | 0.00% | \$ 0 |
| Total Invoiced to Date | | | | \$ 0 |

Department of Public Works
Bureau of Engineering
Bureau of Contract Administration
Joint Report No. 2

September 11, 2019
Page 23

| Table 21A: TOS No. 45 Total Subconsultant Participation | | | | | | |
|--|------------|------------|------------|------------|-------------|------------|
| Achieved | MBE | WBE | SBE | EBE | DVBE | OBE |
| (%) of Base Task | 0.00% | 0.00% | 0.00% | 0.00% | 0.00% | 0.00% |
| (\$ Amount) | \$0 | \$0 | \$0 | \$0 | \$0 | \$0 |

Note: Subconsultants may be certified in multiple certification categories; therefore, per the requirements of Executive Directive No. 14, the dollar amounts were credited toward multiple pledged participation categories.

Pledged participation including Amendment No. 1:

| Table 22: TOS No. 45 | | | | |
|--|------------------------------|--|----------------------------------|---------------------------------|
| Pledged Subconsultants | Gender/ Ethnicity | Business Inclusion Category | (%) of Total NTPs | Amount of Total NTPs |
| Moore Iacofano Goltsman, Inc. (MIG) formerly AHBE Landscape | | OBE | 0.98% | \$ 3,950.00 |
| Vanir Construction Management, Inc. | F/HA | WBE | 0.00% | \$ 0.00 |
| Construction Cost Consultants | F/SAA | WBE | 0.00% | \$ 0.00 |
| Roshanian and Associates | | SBE, EBE | 4.36% | \$ 17,600.00 |
| Crain & Associates | | SBE, EBE | 0.45% | \$ 1,800.00 |
| Tetra-IBI | | OBE | 5.65% | \$ 22,780.00 |
| Syska Hennessy | | OBE | 13.30% | \$ 53,621.90 |
| Englekirk Institutional, Inc. | | OBE | 7.50% | \$ 30,242.00 |
| Rosenheim and Associates, Inc. | | OBE | 0.00% | \$ 0.00 |
| Promise Energy | | OBE | 2.75% | \$ 11,088.00 |
| Subtotal Subconsultant Participation | | | 34.99% | \$141,081.90 |
| Prime Participation | | | 65.01% | \$262,162.00 |
| Base Task | | | | \$403,243.90 |
| Reimbursables | | | | \$ 0.00 |
| Contingency | | | | \$ 0.00 |
| Total Task Budget Authority | | | | \$403,243.90 |

| Table 22A: TOS No. 45 Total Subconsultant Participation | | | | | | |
|--|------------|------------|-------------|-------------|-------------|--------------|
| Pledged | MBE | WBE | SBE | EBE | DVBE | OBE |
| (%) of Base Task | 0.00% | 0.00% | 4.81% | 4.81% | 0.00% | 30.18% |
| (\$ Amount) | \$0.00 | \$0.00 | \$19,400.00 | \$19,400.00 | \$0.00 | \$121,681.90 |

Note: Subconsultants may be certified in multiple certification categories; therefore, per the requirements of Executive Directive No. 14, the dollar amounts were credited toward multiple pledged participation categories.

Gruen Associates (CO124702)

Gruen Associates has been issued four task orders under the current contract, TOS No. 18 (Professional Design Review of the Los Angeles Convention Center), TOS No. 22 (Los Angeles River Valley Greenway Design Project), TOS No. 33 (Pershing Square Renew Phase 1A), and TOS No. 40 (Solar Photovoltaic LAPD Motor Transport Division).

Gruen Associates has added 24 subconsultants. Gruen Associates added 10 subconsultants for the Los Angeles River Valley Greenway Design Task Order, including California Watershed Engineering (CWE); Epic Land Solutions, Inc.; KOA Corporation; Land Econ

Group; Leland Saylor Associates; Oyler Wu Collaborative; Psomas & Associates; SKA Design; Terry A. Hayes & Associates; and the Robert Group. Gruen Associates added nine subconsultants to the Pershing Square Renew Phase 1A Sole Source Task Order, including Agence Ter LA, LLC; Community Arts Resources; Deborah Murphy Urban Design + Planning; Fehr and Peers; KPFF Consulting Engineers; Lighting Design Alliance; MGAC; SALT Landscape Architects; and Syska Hennessy. Gruen Associates added one subconsultant, Davison Associates, to the Solar Photovoltaic LAPD Motor Transport Division Task Order. Gruen Associates added four subconsultants to the Professional Design Review of the Los Angeles Convention Center, including Beezley Management, LLC; John A Martin & Associates; Laschober & Sovich, Inc.; and McKay Conant Brook, Inc.

Professional Design Review for the Los Angeles Convention Center (TOS No. 18)

On April 10, 2019, the Board approved the TOS award to Gruen Associates for the Professional Design Review for the Los Angeles Convention Center (TOS No. 18). As such, Gruen Associates achieved actual participation levels of 0.00 percent MBE, 0.00 percent WBE, 0.00 percent SBE, 0.00 percent EBE, 0.00 percent DVBE, and 0.00 percent OBE. Upon approval of contract Amendment No. 1, Gruen Associates has pledged participation levels of 2.80 percent MBE, 0.00 percent WBE, 23.98 percent SBE, 23.98 percent EBE, 0.00 percent DVBE, and 56.81 percent OBE.

As of July 30, 2019, the MBE/WBE/SBE/EBE/DVBE/OBE subconsultant information for Gruen Associates was the following:

| Table 23: TOS No. 18 | | | | |
|---|------------------------------|--|--------------------------------------|--|
| Subconsultants | Gender/ Ethnicity | Business Inclusion Category | (%) of Total Invoiced | Amount Invoiced to Date |
| Beezley Management | | SBE, EBE | 0.00% | \$ 0 |
| Syska Hennessy Group | | OBE | 0.00% | \$ 0 |
| John A. Martin Associates | | OBE | 0.00% | \$ 0 |
| Psomas | | OBE | 0.00% | \$ 0 |
| Simpson, Gumpertz Y Heger (SGH) | | OBE | 0.00% | \$ 0 |
| Hongjoo Kim Landscape Architects | M/APA | MBE, SBE, EBE | 0.00% | \$ 0 |
| Laschober + Sovich | | OBE | 0.00% | \$ 0 |
| McKay Conant Hoover | | OBE | 0.00% | \$ 0 |
| MGAC | | OBE | 0.00% | \$ 0 |
| Subtotal Subconsultant Participation | | | 0.00% | \$ 0 |
| Prime Participation | | | 0.00% | \$ 0 |
| Total Invoiced to Date | | | | \$ 0 |

| Table 23A: TOS No. 18 Total Subconsultant Participation | | | | | | |
|--|------------|------------|------------|------------|-------------|------------|
| Achieved | MBE | WBE | SBE | EBE | DVBE | OBE |
| (%) of Base Task | 0.00% | 0.00% | 0.00% | 0.00% | 0.00% | 0.00% |
| (\$ Amount) | \$0 | \$0 | \$0 | \$0 | \$0 | \$0 |

Note: Subconsultants may be certified in multiple certification categories; therefore, per the requirements of Executive Directive No. 14, the dollar amounts were credited toward multiple pledged participation categories.

September 11, 2019
Page 25

Pledged participation including Amendment No. 1:

| Table 24: TOS No. 18 | | | | |
|---|------------------------------|--|----------------------------------|---------------------------------|
| Pledged Subconsultants | Gender/ Ethnicity | Business Inclusion Category | (%) of Total NTPs | Amount of Total NTPs |
| Beezley Management | | SBE, EBE | 21.18% | \$119,595 |
| Syska Hennessy Group | | OBE | 19.98% | \$112,800 |
| John A. Martin Associates | | OBE | 14.03% | \$ 79,205 |
| Psomas | | OBE | 6.90% | \$ 38,960 |
| Simpson, Gumpertz & Heger (SGH) | | OBE | 2.67% | \$ 15,100 |
| Hongjoo Kim Landscape Architects | M/APA | MBE, SBE, EBE | 2.80% | \$ 15,820 |
| Laschober + Sovich | | OBE | 1.28% | \$ 7,250 |
| McKay Conant Hoover | | OBE | 7.87% | \$ 44,447 |
| MGAC | | OBE | 4.07% | \$ 23,000 |
| Subtotal Subconsultant Participation | | | 80.79% | \$456,177 |
| Prime Participation | | | 19.21% | \$108,480 |
| Base Task | | | | \$564,657 |
| Reimbursables | | | | \$ 0 |
| Contingency | | | | \$ 50,000 |
| Total Task Budget Authority | | | | \$614,657 |

| Table 24A: TOS No. 18 Total Subconsultant Participation | | | | | | |
|--|------------|------------|------------|------------|-------------|------------|
| Pledged | MBE | WBE | SBE | EBE | DVBE | OBE |
| (%) of Base Task | 2.80% | 0.00% | 23.98% | 23.98% | 0.00% | 56.81% |
| (\$ Amount) | \$15,820 | \$0 | \$135,415 | \$135,415 | \$0 | \$320,762 |

Note: Subconsultants may be certified in multiple certification categories; therefore, per the requirements of Executive Directive No. 14, the dollar amounts were credited toward multiple pledged participation categories.

Los Angeles River Valley Greenway Design Project (TOS No. 22)

As of July 30, 2019, for the TOS No. 22, Gruen Associates achieved actual participation levels of 19.71 percent MBE, 0.41 percent WBE, 25.69 percent SBE, 5.50 percent EBE, 1.59 percent DVBE, and 34.52 percent OBE. Upon approval of contract Amendment No. 1, Gruen Associates has pledged participation levels of 18.98 percent MBE, 1.58 percent WBE, 30.10 percent SBE, 6.77 percent EBE, 2.16 percent DVBE, and 38.59 percent OBE.

As of July 30, 2019, the MBE/WBE/SBE/EBE/DVBE/OBE subconsultant information for Gruen Associates was the following:

| Table 25: TOS No. 22 | | | | |
|--|------------------------------|--|--------------------------------------|--|
| Subconsultants | Gender/ Ethnicity | Business Inclusion Category | (%) of Total Invoiced | Amount Invoiced to Date |
| California Watershed Engineering (CWE) | M/SAA | MBE, SBE, EBE | 5.50% | \$ 118,881.00 |
| Epic Land Solutions, Inc. | | SBE | 2.34% | \$ 50,534.63 |

| | | | | |
|---|-------|----------|---------------|-----------------------|
| KOA Corporation | | OBE | 4.82% | \$ 104,304.00 |
| Land Econ Group | | OBE | 0.63% | \$ 13,720.00 |
| Leland Saylor Associates | | DVBE | 1.59% | \$ 34,300.00 |
| MARRS Services, Inc. | | OBE | 0.00% | \$ 0.00 |
| Oyler Wu Collaborative | | OBE | 6.13% | \$ 132,627.00 |
| Psomas & Associates | | OBE | 22.93% | \$ 495,889.64 |
| SKA Design | M/C | MBE, SBE | 0.44% | \$ 9,501.00 |
| Studio-MLA (formerly Mia Lehrer & Associates) | F/HA | MBE | 7.64% | \$ 165,276.00 |
| Terry A. Hayes & Associates | | SBE | 10.87% | \$ 235,009.75 |
| The Robert Group | F/AA | WBE, SBE | 0.41% | \$ 8,900.00 |
| VCA Engineers, Inc. | M/APA | MBE, SBE | 6.13% | \$ 132,615.00 |
| Subtotal Subconsultant Participation | | | 69.44% | \$1,501,558.02 |
| Prime Participation | | | 30.56% | \$ 660,776.79 |
| Total Invoiced to Date | | | | \$2,162,334.81 |

| Table 25A: TOS No. 22 Total Subconsultant Participation | | | | | | |
|--|------------|------------|--------------|--------------|-------------|--------------|
| Achieved | MBE | WBE | SBE | EBE | DVBE | OBE |
| (%) of Base Task | 19.71% | 0.41% | 25.69% | 5.50% | 1.59% | 34.52% |
| (\$ Amount) | 426,273.00 | \$8,900.00 | \$555,441.38 | \$118,881.00 | \$34,300.00 | \$746,540.64 |

Note: Subconsultants may be certified in multiple certification categories; therefore, per the requirements of Executive Directive No. 14, the dollar amounts were credited toward multiple pledged participation categories.

Pledged participation including Amendment No. 1:

| Table 26: TOS No. 22 | | | | |
|---|-------------------------|------------------------------------|--------------------------|-----------------------------|
| Pledged Subconsultants | Gender/Ethnicity | Business Inclusion Category | (%) of Total NTPs | Amount of Total NTPs |
| California Watershed Engineering (CWE) | M/SAA | MBE, SBE, EBE | 6.08% | \$ 424,946 |
| Epic Land Solutions, Inc. | | SBE | 4.22% | \$ 294,976 |
| KOA Corporation | | OBE | 4.10% | \$ 286,584 |
| Land Econ Group | | OBE | 0.35% | \$ 24,120 |
| Leland Saylor Associates | | DVBE | 2.16% | \$ 151,078 |
| MARRS Services, Inc. | F/APA | WBE, SBE, EBE | 0.69% | \$ 48,300 |
| Oyler Wu Collaborative | | OBE | 4.62% | \$ 322,570 |
| Psomas & Associates | | OBE | 29.52% | \$2,062,975 |
| SKA Design | M/HA | MBE, SBE | 0.47% | \$ 32,900 |
| Studio-MLA (formerly Mia Lehrer & Associates) | F/HA | MBE | 5.00% | \$ 349,600 |
| Terry A. Hayes & Associates | | SBE | 10.32% | \$ 721,200 |
| The Robert Group | F/AA | WBE, SBE | 0.9% | \$ 62,348 |
| VCA Engineers, Inc. | M/APA | MBE, SBE | 7.42% | \$ 518,498 |
| Subtotal Subconsultant Participation | | | 75.85% | \$5,300,095 |
| Prime Participation | | | 24.15% | \$1,687,141 |
| Base Task | | | | \$6,987,236 |
| Reimbursable Expenses | | | | \$ 135,600 |
| Contingency | | | | \$ 200,000 |
| Total Task Budget Authority | | | | \$7,322,836 |

Department of Public Works
Bureau of Engineering
Bureau of Contract Administration
Joint Report No. 2

September 11, 2019
Page 27

| Table 26A: TOS No. 22 Total Subconsultant Participation | | | | | | |
|--|-------------|------------|-------------|------------|-------------|-------------|
| Pledged | MBE | WBE | SBE | EBE | DVBE | OBE |
| (%) of Base Task | 18.98% | 1.58% | 30.10% | 6.77% | 2.16% | 38.59% |
| (\$ Amount) | \$1,325,944 | \$110,648 | \$2,103,168 | \$473,246 | \$151,078 | \$2,696,249 |

Note: Subconsultants may be certified in multiple certification categories; therefore, per the requirements of Executive Directive No. 14, the dollar amounts were credited toward multiple pledged participation categories.

Pershing Square Renew Phase 1A and 1B (TOS No. 33)

As of July 30, 2019, for TOS No. 33, Gruen Associates achieved actual participation levels of 0.00 percent MBE, 0.49 percent WBE, 1.90 percent SBE, 1.90 percent EBE, 0.00 percent DVBE, and 27.55 percent OBE. Upon approval of contract Amendment No. 1, Gruen Associates has pledged participation levels of 1.31 percent MBE, 5.43 percent WBE, 5.99 percent SBE, 4.67 percent EBE, 0.00 percent DVBE, and 66.80 percent OBE.

As of July 30, 2019, the MBE/WBE/SBE/EBE/DVBE/OBE subconsultant information for Gruen Associates was the following:

| Table 27: TOS No. 33 | | | | |
|---|------------------------------|--|--------------------------------------|--|
| Subconsultants | Gender/ Ethnicity | Business Inclusion Category | (%) of Total Invoiced | Amount Invoiced to Date |
| Agence Ter | | OBE | 13.39% | \$ 82,150 |
| KPFF Consulting Engineers | | OBE | 5.09% | \$ 31,250 |
| Fehr & Peers | | OBE | 4.89% | \$ 30,000 |
| Rachel Allen Architecture | F/C | WBE | 0.00% | \$ 0 |
| SALT Landscape Architects | M/C | SBE, EBE | 1.83% | \$ 11,250 |
| M-E Engineers | | OBE | 1.55% | \$ 9,500 |
| C & E Ingenierie | | OBE | 0.00% | \$ 0 |
| Community Arts Resources | | OBE | 1.65% | \$ 10,150 |
| MGAC | | OBE | 0.08% | \$ 500 |
| Syska Hennessy Group | | OBE | 0.90% | \$ 5,500 |
| Still Room | | OBE | 0.00% | \$ 0 |
| Terry A. Hayes Associates | M/AA | MBE, SBE, EBE | 0.00% | \$ 0 |
| Cosentini Associates | | OBE | 0.00% | \$ 0 |
| Deborah Murphy Urban Design + Planning | F/C | WBE | 0.49% | \$ 3,000 |
| Lighting Design Alliance | | SBE, EBE | 0.07% | \$ 420 |
| Joma Design Studio | | OBE | 0.00% | \$ 0 |
| Leo Villareal | | OBE | 0.00% | \$ 0 |
| Subtotal Subconsultant Participation | | | 29.94% | \$183,720 |
| Prime Participation | | | 70.06% | \$429,890 |
| Total Invoiced to Date | | | | \$613,610 |

| Table 27A: TOS No. 33 Total Subconsultant Participation | | | | | | |
|--|------------|------------|------------|------------|-------------|------------|
| Achieved | MBE | WBE | SBE | EBE | DVBE | OBE |
| (%) of Base Task | 0.00% | 0.49% | 1.90% | 1.90% | 0.00% | 27.55% |
| (\$ Amount) | \$0 | \$3,000 | \$11,670 | \$11,670 | \$0 | \$169,050 |

Note: Subconsultants may be certified in multiple certification categories; therefore, per the requirements of Executive Directive No. 14, the dollar amounts were credited toward multiple pledged participation categories.

Pledged participation including Amendment No. 1:

| Table 28: TOS No. 33 | | | | | | |
|---|----------|----------|----------------------|-----------------------------------|----------------------|-------------------------|
| Pledged Subconsultants | | | Gender/ Ethnicity | Business Inclusion Category | (%) of Total NTPs | Amount of Total NTPs |
| Agence Ter | | | | OBE | 28.77% | \$ 328,600 |
| KPFF Consulting Engineers | | | | OBE | 10.94% | \$ 125,000 |
| Fehr & Peers | | | | OBE | 10.51% | \$ 120,000 |
| Rachel Allen Architecture | | | F/C | WBE | 4.38% | \$ 50,000 |
| SALT Landscape Architects | | | M/C | SBE, EBE | 3.94% | \$ 45,000 |
| M-E Engineers | | | | OBE | 3.33% | \$ 38,000 |
| C & E Ingenierie | | | | OBE | 2.63% | \$ 30,000 |
| Community Arts Resources | | | | OBE | 2.54% | \$ 29,000 |
| MGAC | | | | OBE | 2.19% | \$ 25,000 |
| Syska Hennessy Group | | | | OBE | 1.93% | \$ 22,000 |
| Still Room | | | | OBE | 1.66% | \$ 19,000 |
| Terry A. Hayes Associates | | | M/AA | MBE | 1.31% | \$ 15,000 |
| Cosentini Associates | | | | OBE | 1.18% | \$ 13,500 |
| Deborah Murphy Urban Design + Planning | | | F/C | WBE | 1.05% | \$ 12,000 |
| Lighting Design Alliance | | | M/C | SBE | 0.74% | \$ 8,400 |
| Joma Design Studio | | | | OBE | 0.70% | \$ 8,000 |
| Leo Villareal | | | | OBE | 0.44% | \$ 5,000 |
| Subtotal Subconsultant Participation | | | | | 78.22% | \$ 893,500 |
| Prime Participation | | | | | 21.78% | \$ 248,791 |
| Base Task | | | | | | \$1,142,291 |
| Contingency | | | | | | \$ 357,709 |
| Total Task Budget Authority | | | | | | \$1,500,000 |
| Table 28A: TOS No. 33 Total Subconsultant Participation | | | | | | |
| Pledged | MBE | WBE | SBE | EBE | DVBE | OBE |
| (%) of Base Task | 1.31% | 5.43% | 5.99% | 4.67% | 0.00% | 66.80% |
| (\$ Amount | \$15,000 | \$62,000 | \$53,400 | \$45,000 | \$0 | \$763,100 |

Note: Subconsultants may be certified in multiple certification categories; therefore, per the requirements of Executive Directive No. 14, the dollar amounts were credited toward multiple pledged participation categories.

Solar Photovoltaic LAPD Motor Transport Division (TOS No. 40)

As of July 30, 2019, for the TOS No. 40, Gruen Associates achieved actual participation levels of 20.66 percent MBE, 18.72 percent WBE, 39.38 percent SBE, 39.38 percent EBE, 0.00 percent DVBE, and 43.90 percent OBE. Upon approval of contract Amendment No. 1, Gruen Associates has pledged participation levels of 15.98 percent MBE, 18.92 percent WBE, 34.90 percent SBE, 34.90 percent EBE, 0 percent DVBE, and 44.41 percent OBE.

Department of Public Works
Bureau of Engineering
Bureau of Contract Administration
Joint Report No. 2

September 11, 2019
Page 29

As of July 30, 2019, the MBE/WBE/SBE/EBE/DVBE/OBE subconsultant information for Gruen Associates was the following:

| Table 29: TOS No. 40 | | | | |
|---|------------------------------|--|--------------------------------------|--|
| Subconsultants | Gender/ Ethnicity | Business Inclusion Category | (%) of Total Invoiced | Amount Invoiced to Date |
| Innovative Engineering Group, Inc. | | OBE | 39.27% | \$35,160 |
| JCE Structural Engineering Group, Inc. | M/HA | MBE, SBE, EBE | 20.66% | \$18,500 |
| MARRS Services, Inc. | F/APA | WBE, SBE, EBE | 18.72% | \$16,762 |
| Davison Associates, Inc. | | OBE | 4.63% | \$ 4,150 |
| Subtotal Subconsultant Participation | | | 83.28% | \$74,572 |
| Prime Participation | | | 16.72% | \$14,968 |
| Total Invoiced to Date | | | | \$89,540 |

| Table 29A: TOS No. 40 Total Subconsultant Participation | | | | | | |
|--|------------|------------|------------|------------|-------------|------------|
| Achieved | MBE | WBE | SBE | EBE | DVBE | OBE |
| (%) of Base Task | 20.66% | 18.72% | 39.38% | 39.38% | 0.00% | 43.90% |
| (\$ Amount) | \$18,500 | \$16,762 | \$35,262 | \$35,262 | \$0 | \$39,310 |

Note: Subconsultants may be certified in multiple certification categories; therefore, per the requirements of Executive Directive No. 14, the dollar amounts were credited toward multiple pledged participation categories.

Pledged participation including Amendment No. 1:

| Table 30: TOS No. 40 | | | | |
|---|------------------------------|--|----------------------------------|---------------------------------|
| Pledged Subconsultants | Gender/ Ethnicity | Business Inclusion Category | (%) of Total NTPs | Amount of Total NTPs |
| Innovative Engineering Group, Inc. | | OBE | 35.66% | \$ 59,680 |
| JCE Structural Engineering Group, Inc. | M/HA | MBE, SBE, EBE | 15.98% | \$ 26,750 |
| MARRS Services, Inc. | F/SAA | WBE, SBE, EBE | 18.92% | \$ 31,668 |
| Davison Associates, Inc. | | OBE | 8.75% | \$ 14,650 |
| Subtotal Subconsultant Participation | | | 79.31% | \$132,748 |
| Prime Participation | | | 20.69% | \$ 34,628 |
| Base Task | | | | \$167,376 |
| Reimbursables and Structural Allowance | | | | \$ 20,500 |
| Contingency | | | | \$ 72,124 |
| Total Task Budget Authority | | | | \$260,000 |

| Table 30A: TOS No. 40 Total Subconsultant Participation | | | | | | |
|--|------------|------------|------------|------------|-------------|------------|
| Pledged | MBE | WBE | SBE | EBE | DVBE | OBE |
| (%) of Base Task | 15.98% | 18.92% | 34.90% | 34.90% | 0.00% | 44.41% |
| (\$ Amount) | \$26,750 | \$31,668 | \$58,418 | \$58,418 | \$0 | \$74,330 |

Note: Subconsultants may be certified in multiple certification categories; therefore, per the requirements of Executive Directive No. 14, the dollar amounts were credited toward multiple pledged participation categories.

Gwynne Pugh Urban Studio (CO124700)

As of July 30, 2019, Gwynne Pugh Urban Studio has not been issued any task orders, thus they have not utilized subconsultants.

HMC Architects (CO124787)

HMC Architects has been issued three task orders under the current contract, TOS No. 1 (Design Competition for the Los Angeles Convention Center Expansion), TOS No. 2 (Normandale Park Skate Park and Improvements), and TOS No. 3 (Echo Park Skate Park).

Since the contract execution, HMC Architects have added 16 subconsultants. HMC Architects added 11 subconsultants for the Design Competition for the Los Angeles Convention Center Expansion Task Order, including Bobby Knox; AIA, Architects, Inc.; C.P. O'Halloran Associates; Chu + Gooding Architects; Englekirk Institutional, Inc. formerly Englekirk & Sabol Consulting Structural Engineers, Inc.; Magnusson Klemencic Associates; Populous; Shimahara Illustrations; Skyline Ink; Syska Hennessy; The Model Shop; and The Olin Studio. HMC Architects added EPIC Engineers, MTI Cost Consulting, S & K Engineers, Site Design Group, and TSV Architects for the Normandale Park Skate Park and Improvements Task Order and the Echo Park Skate Park Task Order.

Design Competition for the Los Angeles Convention Center Expansion (TOS No. 1)

For TOS No. 1, HMC Architects achieved actual participation levels of 16.13 percent MBE, 6.13 percent WBE, 34.50 percent SBE, 34.50 percent EBE, 1.00 percent DVBE, and 44.37 percent OBE. For this task order, HMC Architects pledged participation levels of 16.25 percent MBE, 6.25 percent WBE, 29.75 percent SBE, 29.75 percent EBE, 1.00 percent DVBE, and 47.50 percent OBE. This task order was completed on March 22, 2016.

For this TOS the MBE/WBE/SBE/EBE/DVBE/OBE subconsultant information for HMC Architects was the following:

| Table 31: TOS No. 1 | | | | |
|--|------------------------------|--|--------------------------------------|--|
| Subconsultants | Gender/ Ethnicity | Business Inclusion Category | (%) of Total Invoiced | Amount Invoiced to Date |
| Bobby Knox, AIA, Architects, Inc. | M/AA | MBE, SBE, EBE, DVBE | 1.00% | \$ 2,000.00 |
| C.P. O'Halloran Associates | | SBE, EBE | 2.88% | \$ 5,750.00 |
| Chu + Gooding Architects | F/APA | MBE, SBE, EBE | 7.38% | \$ 14,750.00 |
| Englekirk Institutional, Inc. formerly Englekirk & Sabol Consulting Structural Engineers, Inc. | M/APA | MBE | 3.50% | \$ 7,000.00 |
| Magnusson Klemencic Associates | | OBE | 2.38% | \$ 4,750.00 |
| Populous | | OBE | 38.12% | \$ 76,249.00 |
| Shimahara Illustrations | M/APA | MBE, SBE, EBE | 1.25% | \$ 2,500.00 |
| Skyline Ink | | OBE | 1.50% | \$ 3,000.00 |

Department of Public Works
Bureau of Engineering
Bureau of Contract Administration
Joint Report No. 2

September 11, 2019
Page 31

| | | | | |
|---|-------|---------------|---------------|---------------------|
| Syska Hennessy | | OBE | 2.38% | \$ 4,750.00 |
| The Model Shop | | SBE EBE | 19.00% | \$ 38,000.00 |
| The Olin Studio | F/C | WBE | 6.13% | \$ 12,250.00 |
| VCA Engineers, Inc. | M/APA | MBE, SBE, EBE | 3.00% | \$ 6,000.00 |
| Subtotal Subconsultant Participation | | | 88.50% | \$176,999.00 |
| Prime Participation | | | 11.50% | \$ 23,000.97 |
| Total Invoiced to Date | | | | \$200,000.00 |

| Table 31A: TOS No. 1 Total Subconsultant Participation | | | | | | |
|---|-------------|-------------|-------------|-------------|-------------|-------------|
| Achieved | MBE | WBE | SBE | EBE | DVBE | OBE |
| (%) of Base Task | 16.13% | 6.13% | 34.50% | 34.50% | 1.00% | 44.37% |
| (\$ Amount) | \$32,250.03 | \$12,250.00 | \$69,000.03 | \$69,000.03 | \$2,000.00 | \$88,749.00 |

Note: Subconsultants may be certified in multiple certification categories; therefore, per the requirements of Executive Directive No. 14, the dollar amounts were credited toward multiple pledged participation categories.

Normandale Park Skate Park and Improvements (TOS No. 2)

As of July 30, 2019, for TOS No. 2, HMC Architects achieved actual participation levels of 5.03 percent MBE, 8.42 percent WBE, 13.46 percent SBE, 8.42 percent EBE, 0.00 percent DVBE, and 33.24 percent OBE. Upon approval of contract Amendment No. 1, HMC Architects has pledged participation levels of 11.91 percent MBE, 5.72 percent WBE, 15.50 percent SBE, 5.72 percent EBE, 0.00 percent DVBE, and 41.72 percent OBE.

As of July 30, 2019, the MBE/WBE/SBE/EBE/DVBE/OBE subconsultant information for HMC Architects was the following:

| Table 32: TOS No. 2 | | | | |
|--|------------------------------|--|--------------------------------------|--|
| Subconsultants | Gender/ Ethnicity | Business Inclusion Category | (%) of Total Invoiced | Amount Invoiced to Date |
| EPIC Engineers | | OBE | 5.35% | \$ 4,713.58 |
| KSA Design Studio formerly Katherine Spitz Associates, Inc. | F/C | WBE, SBE, EBE | 8.42% | \$ 7,423.50 |
| MTI Cost Consulting | | OBE | 3.72% | \$ 3,279.14 |
| S & K Engineers | M/SAA | MBE, SBE | 5.03% | \$ 4,436.47 |
| Saiful Bouquet Structural Engineers, Inc. | M/SAA | MBE | 0.00% | \$ 0.00 |
| Site Design Group | | OBE | 24.18% | \$21,306.06 |
| TSV Architects | | OBE | 0.00% | \$ 0.00 |
| Subtotal Subconsultant Participation | | | 46.70% | \$41,158.75 |
| Prime Participation | | | 53.30% | \$46,973.31 |
| Total Invoiced to Date | | | | \$88,132.06 |

| Table 32A: TOS No. 2 Total Subconsultant Participation | | | | | | |
|---|------------|------------|------------|------------|-------------|------------|
| Achieved | MBE | WBE | SBE | EBE | DVBE | OBE |

| | | | | | | |
|-------------------------|------------|------------|-------------|------------|-------|-------------|
| (%) of Base Task | 5.03% | 8.42% | 13.46% | 8.42% | 0.00% | 33.24% |
| (\$ Amount) | \$4,436.47 | \$7,423.50 | \$11,859.97 | \$7,423.50 | \$0 | \$29,298.78 |

Note: Subconsultants may be certified in multiple certification categories; therefore, per the requirements of Executive Directive No. 14, the dollar amounts were credited toward multiple pledged participation categories

Pledged participation including Amendment No. 1:

| Table 33: TOS No. 2 | | | | |
|--|------------------------------|--|------------------------------|---------------------------------|
| Pledged Subconsultants | Gender/ Ethnicity | Business Inclusion Category | (%) of Total NTPs | Amount of Total NTPs |
| EPIC Engineers | | OBE | 9.06% | \$ 12,750 |
| KSA Design Studio formerly Katherine Spitz Associates, Inc. | F / C | WBE, SBE, EBE | 5.72% | \$ 8,050 |
| MTI Cost Consulting | | OBE | 2.84% | \$ 4,000 |
| S & K Engineers | M / SAA | MBE, SBE | 9.77% | \$ 13,750 |
| Saiful Bouquet Structural Engineers, Inc. | M / SAA | MBE | 2.13% | \$ 3,000 |
| Site Design Group | | OBE | 27.68% | \$ 38,940 |
| TSV Architects | | OBE | 2.13% | \$ 3,000 |
| Subtotal Subconsultant Participation | | | 59.34% | \$ 83,490 |
| Prime Participation | | | 40.66% | \$ 57,198 |
| Base Task | | | | \$140,688 |
| Reimbursables | | | | \$ 0 |
| Contingency | | | | \$ 14,200 |
| Total Task Budget Authority | | | | \$154,888 |

| Table 33A: TOS No. 2 Total Subconsultant Participation | | | | | | |
|---|------------|------------|------------|------------|-------------|------------|
| Pledged | MBE | WBE | SBE | EBE | DVBE | OBE |
| (%) of Base Task | 11.91% | 5.72% | 15.50% | 5.72% | 0.00% | 41.72% |
| (\$ Amount) | \$16,750 | \$8,050 | \$21,800 | \$8,050 | \$0 | \$58,690 |

Note: Subconsultants may be certified in multiple certification categories; therefore, per the requirements of Executive Directive No. 14, the dollar amounts were credited toward multiple pledged participation categories.

Echo Park Skate Park (TOS No. 3)

As of July 30, 2019, TOS No. 3, HMC Architects achieved actual participation levels of 10.58 percent MBE, 0.82 percent WBE, 5.49 percent SBE, 0.82 percent EBE, 0.00 percent DVBE, and 34.70 percent OBE. Upon approval of contract Amendment No. 1, HMC Architects has pledged participation levels of 14.01 percent MBE, 0.82 percent WBE, 5.36 percent SBE, 5.36 percent EBE, 0.00 percent DVBE, and 45.29 percent OBE.

As of July 30, 2019, the MBE/WBE/SBE/EBE/DVBE/OBE subconsultant information for HMC Architects was the following:

| Table 34: TOS No. 3 | | | | |
|----------------------------|------------------------------|--|--------------------------------------|--|
| Subconsultants | Gender/ Ethnicity | Business Inclusion Category | (%) of Total Invoiced | Amount Invoiced to Date |
| EPIC Engineers | | OBE | 8.23% | \$ 7,776.14 |

Department of Public Works
Bureau of Engineering
Bureau of Contract Administration
Joint Report No. 2

September 11, 2019
Page 33

| | | | | |
|---|-------|---------------|---------------|--------------------|
| KSA Design Studio formerly Katherine Spitz Associates, Inc. | F/C | WBE, SBE, EBE | 0.82% | \$ 777.13 |
| MTI Cost Consulting | | OBE | 4.38% | \$ 4,142.33 |
| S & K Engineers | M/SAA | MBE, SBE | 4.67% | \$ 4,415.35 |
| Saiful Bouquet Structural Engineers, Inc. | M/SAA | MBE | 5.90% | \$ 5,579.95 |
| Site Design Group | | OBE | 22.08% | \$20,867.63 |
| TSV Architects | | OBE | 0.00% | \$ 0.00 |
| Subtotal Subconsultant Participation | | | 46.10% | \$43,558.53 |
| Prime Participation | | | 53.90% | \$50,936.83 |
| Total Invoiced to Date | | | | \$94,495.36 |

| Table 34A: TOS No. 3 Total Subconsultant Participation | | | | | | |
|---|------------|------------|------------|------------|-------------|-------------|
| Achieved | MBE | WBE | SBE | EBE | DVBE | OBE |
| (%) of Base Task | 10.58% | 0.82% | 5.49% | 0.82% | 0% | 34.70% |
| (\$) | \$9,995.30 | \$777.13 | \$5,192.48 | \$777.13 | \$0 | \$32,786.10 |

Note: Subconsultants may be certified in multiple certification categories; therefore, per the requirements of Executive Directive No. 14, the dollar amounts were credited toward multiple pledged participation categories.

Pledged participation including Amendment No. 1:

| Table 35: TOS No. 3 | | | | |
|---|--------------------------|------------------------------------|--------------------------|-----------------------------|
| Pledged Subconsultants | Gender/ Ethnicity | Business Inclusion Category | (%) of Total NTPs | Amount of Total NTPs |
| EPIC Engineers | | OBE | 10.75% | \$ 13,050 |
| KSA Design Studio formerly Katherine Spitz Associates, Inc. | F/C | WBE, SBE, EBE | 0.82% | \$ 1,000 |
| MTI Cost Consulting | | OBE | 4.38% | \$ 5,320 |
| S & K Engineers | M/SAA | MBE, SBE, EBE | 4.53% | \$ 5,500 |
| Saiful Bouquet Structural Engineers, Inc. | M/SAA | MBE | 9.48% | \$ 11,500 |
| Site Design Group | | OBE | 29.33% | \$ 35,600 |
| TSV Architects | | OBE | 0.82% | \$ 1,000 |
| Subtotal Subconsultant Participation | | | 60.13% | \$ 72,970 |
| Prime Participation | | | 39.87% | \$ 48,393 |
| Base Task | | | | \$121,363 |
| Reimbursables | | | | \$ 0 |
| Contingency | | | | \$ 9,637 |
| Total Task Budget Authority | | | | \$131,000 |

| Table 35A: TOS No. 3 Total Subconsultant Participation | | | | | | |
|---|------------|------------|------------|------------|-------------|------------|
| Pledged | MBE | WBE | SBE | EBE | DVBE | OBE |
| (%) of Base Task | 14.01% | 0.82% | 5.36% | 5.36% | 0.00% | 45.29% |
| (\$) | \$17,000 | \$1,000 | \$6,500 | \$6,500 | \$0 | \$54,970 |

Note: Subconsultants may be certified in multiple certification categories; therefore, per the requirements of Executive Directive No. 14, the dollar amounts were credited toward multiple pledged participation categories.

IBI Group, formerly known as Tetra-IBI Group Architecture Planning (CO124701)

IBI Group, formerly known as Tetra-IBI Group Architecture Planning, has been issued 10 task orders under the current contract. These task orders include inactive TOS No. 10 (Citywide Yards Master Plan RFP), completed TOS No. 15 (Fire Department Functional and Space Analysis Report Valley Bureau Administrative Building), and completed TOS No. 21 (San Pedro House Demolition Plans). Seven task orders, including TOS No. 4 (South District Sewer Sanitation Maintenance Yard Design), TOS No. 9 (Electrical Engineering Services for South Park), TOS No. 16 (Verdugo Hills Swimming Pool Rehabilitation), TOS No. 29 (North Hollywood Sewer Maintenance Plant), TOS No. 36 (ATSAC Design Services), TOS No. 46 (Parker Center Demolition), and TOS No. 47 (City Hall East Electrical Server Room Upgrade) are currently active.

IBI Group has added 15 subconsultants. IBI Group added Brummit Energy Associates for TOS No. 29 (North Hollywood Sewer Maintenance Plant). They specialize in Leaderships in Energy and Environmental Design (LEED) building systems. IBI Group added Asset Strategies and Cardno TBE to TOS No. 10 Scope of Services for a Citywide Yards Master Plan RFQ. IBI Group added Jones & Madhaven to TOS No. 16 (Verdugo Hills Swimming Pool Rehabilitation). They specialize in swimming pool engineering design. IBI Group added RSE Associates, Inc. to TOS No. 36 (Automated Traffic Surveillance and Control (ATSAC) Design). They specialize in building structural engineering. IBI Group added 10 subconsultants to TOS No. 46 (Parker Center Demolition), including ATC Associates, Inc.; Barefoot Productions; Cummings Corporation; Drisko Studio Architects, Inc.; Healthy Buildings International, Inc.; ICF Jones & Stokes, Inc.; IMEG Corp; KOA; KPFF Consulting Engineers; and Ninyo & Moore. On December 19, 2018, the Board authorized the BOE to transfer the Parker Center Demolition Task Order and the City Hall East Server Room Upgrade Task Order from expired contract CO114049 to the current contract. The subconsultants from the now expired contract were added to the current contract to complete the Parker Center Demolition Task Order and the City Hall East Server Room Upgrade Task Order. The subconsultants assigned to these task orders were originally subject to the City's former MBE/WBE/OBE program prior to the transfer of the task orders to the current contract. The former MBE/WBE/OBE program did not include the BIP certification categories of SBE, EBE, and DVBE. However, in addition to the MBE or WBE certifications, some of these firms are also certified in the SBE and EBE categories.

South District Sewer Sanitation Maintenance Yard Design (TOS No. 4)

As of July 30, 2019, for TOS No. 4, IBI Group achieved actual participation levels of 33.35 percent MBE, 7.54 percent WBE, 50.87 percent SBE, 19.82 percent EBE, 0.00 percent DVBE, 7.33 percent OBE. Upon approval of contract Amendment No. 1, IBI Group has pledged participation levels of 25.18 percent MBE, 5.89 percent WBE, 19.16 percent SBE, 13.27 percent EBE, 0.00 percent DVBE, and 4.91 percent OBE.

Department of Public Works
Bureau of Engineering
Bureau of Contract Administration
Joint Report No. 2

September 11, 2019
Page 35

As of July 30, 2019, the MBE/WBE/SBE/EBE/DVBE/OBE subconsultant information for IBI Group was the following:

| Table 36: TOS No. 4 | | | | |
|---|------------------------------|--|--------------------------------------|--|
| Subconsultants | Gender/ Ethnicity | Business Inclusion Category | (%) of Total Invoiced | Amount Invoiced to Date |
| Construction Cost Consultants | F/SAA | WBE, SBE | 7.54% | \$ 18,000 |
| Maroko & Shwe, Inc. | M/APA | MBE | 9.84% | \$ 23,500 |
| Pacific Engineers Group | | SBE, EBE | 19.82% | \$ 47,340 |
| Robert Cloud, AIA | | OBE | 7.33% | \$ 17,500 |
| VCA Engineers, Inc. | M/APA | MBE, SBE | 23.51% | \$ 56,142 |
| Subtotal Subconsultant Participation | | | 68.04% | \$162,482 |
| Prime Participation | | | 31.96% | \$ 76,313 |
| Total Invoiced to Date | | | | \$238,795 |

| Table 36A: TOS No. 4 Total Subconsultant Participation | | | | | | |
|---|------------|------------|------------|------------|-------------|------------|
| Achieved | MBE | WBE | SBE | EBE | DVBE | OBE |
| (%) of Base Task | 33.35% | 7.54% | 50.87% | 19.82% | 0.00% | 7.33% |
| (\$ Amount) | \$79,642 | \$18,000 | \$121,482 | \$47,340 | \$0 | \$17,500 |

Note: Subconsultants may be certified in multiple certification categories; therefore, per the requirements of Executive Directive No. 14, the dollar amounts were credited toward multiple pledged participation categories.

Pledged participation including Amendment No. 1:

| Table 37: TOS No. 4 | | | | |
|---|------------------------------|--|------------------------------|---------------------------------|
| Pledged Subconsultants | Gender/ Ethnicity | Business Inclusion Category | (%) of Total NTPs | Amount of Total NTPs |
| Construction Cost Consultants | F/SAA | WBE, SBE | 5.89% | \$ 21,000 |
| Maroko & Shwe, Inc. | M/APA | MBE | 15.98% | \$ 57,000 |
| Pacific Engineers Group | | SBE, EBE | 13.27% | \$ 47,340 |
| Robert Cloud, AIA | | OBE | 4.91% | \$ 17,500 |
| VCA Engineers, Inc. | M/APA | MBE | 9.20% | \$ 32,800 |
| Subtotal Subconsultant Participation | | | 49.24% | \$175,640 |
| Prime Participation | | | 50.76% | \$181,052 |
| Base Task | | | | \$356,692 |
| Contingency | | | | \$ 43,308 |
| Total Task Budget Authority | | | | \$400,000 |

| Table 37A: TOS No. 4 Total Subconsultant Participation | | | | | | |
|---|------------|------------|------------|------------|-------------|------------|
| Pledged | MBE | WBE | SBE | EBE | DVBE | OBE |
| (%) of Base Task | 25.18% | 5.89% | 19.16% | 13.27% | 0.00% | 4.91% |
| (\$ Amount) | \$89,800 | \$21,000 | \$68,340 | \$47,340 | \$0 | \$17,500 |

Note: Subconsultants may be certified in multiple certification categories; therefore, per the requirements of Executive Directive No. 14, the dollar amounts were credited toward multiple pledged participation categories.

Electrical Engineering Services for South Park (TOS No. 9)

As of July 30, 2019, for TOS No. 9, IBI Group achieved actual participation levels of 0.00 percent MBE, 0.00 percent WBE, 69.43 percent SBE, 69.43 percent EBE, 0.00 percent DVBE, 0.00 percent OBE. Upon approval of contract Amendment No. 1, IBI Group has pledged participation levels of 0.00 percent MBE, 0.00 percent WBE, 76.58 percent SBE, 76.58 percent EBE, 0.00 percent DVBE, and 3.49 percent OBE.

As of July 30, 2019, the MBE/WBE/SBE/EBE/DVBE/OBE subconsultant information for IBI Group was the following:

| Table 38: TOS No. 9 | | | | |
|---|------------------------------|--|--------------------------------------|--|
| Subconsultants | Gender/ Ethnicity | Business Inclusion Category | (%) of Total Invoiced | Amount Invoiced to Date |
| Pacific Engineers Group | | SBE, EBE | 69.43% | \$26,897 |
| Saiful Bouquet Consulting Structural Engineers | | OBE | 0.00% | \$ 0 |
| Subtotal Subconsultant Participation | | | 69.43% | \$26,897 |
| Prime Participation | | | 30.57% | \$11,846 |
| Total Invoiced to Date | | | | \$38,743 |

| Table 38A: TOS No. 9 Total Subconsultant Participation | | | | | | |
|---|------------|------------|------------|------------|-------------|------------|
| Achieved | MBE | WBE | SBE | EBE | DVBE | OBE |
| (%) of Base Task | 0.00% | 0.00% | 69.43% | 69.43% | 0.00% | 0.00% |
| (\$ Amount) | \$0 | \$0 | \$26,897 | \$26,897 | \$0 | \$0 |

Note: Subconsultants may be certified in multiple certification categories; therefore, per the requirements of Executive Directive No. 14, the dollar amounts were credited toward multiple pledged participation categories. Pledged participation including Amendment No. 1:

| Table 39: TOS No. 9 | | | | |
|---|------------------------------|--|------------------------------|---------------------------------|
| Pledged Subconsultants | Gender/ Ethnicity | Business Inclusion Category | (%) of Total NTPs | Amount of Total NTPs |
| Pacific Engineers Group | | SBE EBE | 76.58% | \$109,760 |
| Saiful Bouquet Consulting Structural Engineers | | OBE | 3.49% | \$ 5,000 |
| Subtotal Subconsultant Participation | | | 80.07% | \$114,760 |
| Prime Participation | | | 19.93% | \$ 28,562 |
| Base Task | | | | \$143,322 |
| Reimbursables | | | | \$ 0 |
| Contingency | | | | \$ 36,678 |
| Total Task Budget Authority | | | | \$180,000 |

| Table 39A: TOS No. 9 Total Subconsultant Participation | | | | | | |
|---|------------|------------|------------|------------|-------------|------------|
| Pledged | MBE | WBE | SBE | EBE | DVBE | OBE |
| (%) of Base Task | 0.00% | 0.00% | 76.58% | 76.58% | 0.00% | 3.49% |
| (\$ Amount) | \$0 | \$0 | \$109,760 | \$109,760 | \$0 | \$5,000 |

Note: Subconsultants may be certified in multiple certification categories; therefore, per the requirements of Executive Directive No. 14, the dollar amounts were credited toward multiple pledged participation categories.

September 11, 2019
Page 37

Citywide Yards Master Plan RFP Scope of Services (TOS No. 10)

TOS No. 10 has been placed on hold. Originally, the BOE's Architectural Division assigned IBI Group to develop a scope of services for a Request for Proposal to be released by the City to develop a Citywide Maintenance Yards Master Plan. The NTP amount for TOS No. 10 was \$84,493. At the request of the client agency, IBI Group has provided some research services to relocate specific yards. The original intent of the TOS is being reevaluated and the BOE's Architectural Division is considering releasing a new TOS to assess the optimization and consolidation of the City's maintenance facilities. If a new TOS is solicited, then TOS No. 4 will be closed. IBI Group achieved actual participation levels of 0.00 percent MBE, 0.00 percent WBE, 10.46 percent SBE, 10.46 percent EBE, 0.00 percent DVBE, and 3.74 percent OBE.

The MBE/WBE/SBE/EBE/DVBE/OBE subconsultant information for IBI Group was the following:

| Table 40: TOS No. 10 | | | | |
|---|------------------------------|--|----------------------------------|--|
| Subconsultants | Gender/ Ethnicity | Business Inclusion Category | (%) of Total Invoiced | Amount Invoiced to Date |
| Asset Strategies | | SBE EBE | 10.46% | \$ 6,125 |
| Cardno TBE | | OBE | 0.00% | \$ 2,187 |
| Subtotal Subconsultant Participation | | | 14.20% | \$ 8,312 |
| Prime Participation | | | 85.80% | \$50,233 |
| Total Invoiced to Date | | | | \$58,545 |

| Table 40A: TOS No. 9 Total Subconsultant Participation | | | | | | |
|---|------------|------------|------------|------------|-------------|------------|
| Achieved | MBE | WBE | SBE | EBE | DVBE | OBE |
| (%) of Base Task | 0.00% | 0.00% | 10.46% | 10.46% | 0.00% | 3.74% |
| (\$ Amount) | \$0 | \$0 | \$6,125 | \$6,125 | \$0 | \$2,187 |

Note: Subconsultants may be certified in multiple certification categories; therefore, per the requirements of Executive Directive No. 14, the dollar amounts were credited toward multiple pledged participation categories.

Fire Department Valley Bureau Functional and Space Analysis Report (TOS No. 15)

TOS No. 15 closed on October 31, 2015. The TOS No. 15 NTP amount was \$43,701. IBI Group achieved actual participation levels of 0 percent MBE, 0 percent WBE, 0 percent SBE, 0 percent EBE, 0 percent DVBE, 0 percent OBE. The report was no longer required by the client agency and did not lead to a capital project requiring design services from the consultant.

The MBE/WBE/SBE/EBE/DVBE/OBE subconsultant information for IBI Group was the following:

| Table 41: TOS No. 15 | | | | |
|---|------------------------------|--|--------------------------------------|------------------------------------|
| Subconsultants | Gender/ Ethnicity | Business Inclusion Category | (%) of Total Invoiced | Amount Invoiced to Date |
| Not Applicable | | | 0.00% | \$ 0 |
| Subtotal Subconsultant Participation | | | 0.00% | \$ 0 |
| Prime Participation | | | 100.00% | \$4,022 |
| Total Invoiced to Date | | | | \$4,022 |

| Table 41A: TOS No. 9 Total Subconsultant Participation | | | | | | |
|---|------------|------------|------------|------------|-------------|------------|
| Pledged | MBE | WBE | SBE | EBE | DVBE | OBE |
| (%) of Base Task | 0.00% | 0.00% | 0.00% | 0.00% | 0.00% | 0.00% |
| (\$) Amount | \$0 | \$0 | \$0 | \$0 | \$0 | \$0 |

Note: Subconsultants may be certified in multiple certification categories; therefore, per the requirements of Executive Directive No. 14, the dollar amounts were credited toward multiple pledged participation categories.

Verdugo Swimming Pool and Bathhouse Rehabilitation (TOS No. 16)

As of July 30, 2019, the Verdugo Swimming Pool and Bathhouse Rehabilitation (TOS No. 16), IBI Group achieved actual participation levels of 0.00 percent MBE, 0.00 percent WBE, 58.50 percent SBE, 18.36 percent EBE, 0.00 percent DVBE, 0.00 percent OBE. Upon approval of contract Amendment No. 1, IBI Group has pledged participation levels of 0.00 percent MBE, 11.19 percent WBE, 75.67 percent SBE, 10.75 percent EBE, 0.00 percent DVBE, and 0.00 percent OBE.

As of July 30, 2019, the MBE/WBE/SBE/EBE/DVBE/OBE subconsultant information for IBI Group was the following:

| Table 42: TOS No. 16 | | | | |
|---|------------------------------|--|--------------------------------------|------------------------------------|
| Subconsultants | Gender/ Ethnicity | Business Inclusion Category | (%) of Total Invoiced | Amount Invoiced to Date |
| Construction Cost Consultants | F/SAA | WBE | 0.00% | \$ 0 |
| Jones & Madhavan | | SBE | 40.14% | \$25,188 |
| Pacific Engineers Group | | SBE, EBE | 18.36% | \$11,520 |
| Subtotal Subconsultant Participation | | | 58.50% | \$36,708 |
| Prime Participation | | | 41.50% | \$26,037 |
| Total Invoiced to Date | | | | \$62,745 |

| Table 42A: TOS No. 16 Total Subconsultant Participation | | | | | | |
|--|------------|------------|------------|------------|-------------|------------|
| Achieved | MBE | WBE | SBE | EBE | DVBE | OBE |
| (%) of Base Task | 0.00% | 0.00% | 58.50% | 18.36% | 0.00% | 0.00% |
| (\$) Amount | \$0 | \$0 | \$36,708 | \$11,520 | \$0 | \$0 |

Note: Subconsultants may be certified in multiple certification categories; therefore, per the requirements of Executive Directive No. 14, the dollar amounts were credited toward multiple pledged participation categories.

Pledged participation including Amendment No. 1:

| Table 43: TOS No. 16 | | | | |
|---|------------------------------|--|------------------------------|---------------------------------|
| Pledged Subconsultants | Gender/ Ethnicity | Business Inclusion Category | (%) of Total NTPs | Amount of Total NTPs |
| Construction Cost Consultants | F/SAA | WBE, SBE | 11.19% | \$ 15,000 |
| Jones & Madhavan | | SBE | 53.73% | \$ 72,000 |
| Pacific Engineers Group | | SBE, EBE | 10.75% | \$ 14,400 |
| Subtotal Subconsultant Participation | | | 75.67% | \$101,400 |
| Prime Participation | | | 24.33% | \$ 32,600 |
| Base Task | | | | \$134,000 |
| Reimbursables | | | | \$ 0 |
| Contingency | | | | \$ 0 |
| Total Task Budget Authority | | | | \$134,000 |

September 11, 2019
Page 39

| Table 43A: TOS No. 16 Total Subconsultant Participation | | | | | | |
|--|------------|------------|------------|------------|-------------|------------|
| Pledged | MBE | WBE | SBE | EBE | DVBE | OBE |
| (%) of Base Task | 0.00% | 11.19% | 75.67% | 10.75% | 0.00% | 0.00% |
| (\$ Amount) | \$0 | \$15,000 | \$101,400 | \$14,400 | \$0 | \$0 |

Note: Subconsultants may be certified in multiple certification categories; therefore, per the requirements of Executive Directive No. 14, the dollar amounts were credited toward multiple pledged participation categories.

San Pedro House Demolition Plans (TOS No. 21)

IBI Group completed TOS No. 21 on June 30, 2018. The TOS No. 21 NTP amount was \$86,140. The BOE initiated this task order on behalf of the City's Department of General Services who requested demolition plans and possible observations during the demolition project. The listed subconsultant, VCA Engineers, Inc., was on stand-by in the event structural/civil engineering services were required for this project. They were not utilized. IBI Group achieved actual participation levels of 0 percent MBE, 0 percent WBE, 0 percent SBE, 0 percent EBE, 0 percent DVBE, and 0 percent OBE.

As of July 1, 2019, the MBE/WBE/SBE/EBE/DVBE/OBE subconsultant information for IBI Group was the following:

| Table 44: TOS No. 21 | | | | |
|---|------------------------------|--|--------------------------------------|--|
| Subconsultants | Gender/ Ethnicity | Business Inclusion Category | (%) of Total Invoiced | Amount Invoiced to Date |
| VCA Engineers, Inc. | | MBE | 0.00% | \$ 0 |
| Subtotal Subconsultant Participation | | | 0.00% | \$ 0 |
| Prime Participation | | | 100.00% | \$82,593 |
| Total Invoiced to Date | | | | \$82,593 |

| Table 44A: TOS No. 21 Total Subconsultant Participation | | | | | | |
|--|------------|------------|------------|------------|-------------|------------|
| Achieved | MBE | WBE | SBE | EBE | DVBE | OBE |
| (%) of Base Task | 0.00% | 0.00% | 0.00% | 0.00% | 0.00% | 0.00% |
| (\$ Amount) | \$0 | \$0 | \$0 | \$0 | \$0 | \$0 |

Note: Subconsultants may be certified in multiple certification categories; therefore, per the requirements of Executive Directive No. 14, the dollar amounts were credited toward multiple pledged participation categories.

North Hollywood Sewer Sanitation Maintenance Yard (TOS No. 29)

As of July 30, 2019, for the North Hollywood Sewer Maintenance Yard (TOS No. 29), IBI Group achieved actual participation levels of 4.88 percent MBE, 15.86 percent WBE, 20.74 percent SBE, 0.00 percent EBE, 0.00 percent DVBE, 31.51 percent OBE. Upon approval of contract Amendment No. 1, IBI Group has pledged participation levels of 12.58 percent MBE, 5.16 percent WBE, 20.92 percent SBE, 8.13 percent EBE, 0.00 percent DVBE, and 26.46 percent OBE.

As of July 30, 2019, the MBE/WBE/SBE/EBE/DVBE/OBE subconsultant information for IBI Group was the following:

Table 45: TOS No 29

| Subconsultants | Gender/ Ethnicity | Business Inclusion Category | (%) of Total Invoiced | Amount Invoiced to Date |
|---|------------------------------|--|--------------------------------------|--|
| Brummit Energy Associates, Inc. | | OBE | 31.51% | \$18,875 |
| Construction Cost Consultants | F/SAA | WBE, SBE | 15.86% | \$ 9,500 |
| Maroko & Shwe, Inc. | M/APA | MBE | 0.00% | \$ 0 |
| Pacific Engineers Group | | SBE, EBE | 0.00% | \$ 0 |
| Saiful Bouquet Consulting Structural Engineers | | OBE | 0.00% | \$ 0 |
| VCA Engineers, Inc. | M/APA | MBE, SBE | 4.88% | \$ 2,922 |
| Subtotal Subconsultant Participation | | | 52.25% | \$31,297 |
| Prime Participation | | | 47.75% | \$28,600 |
| Total Invoiced to Date | | | | \$59,897 |

Table 45A: TOS No. 29 Total Subconsultant Participation

| Achieved | MBE | WBE | SBE | EBE | DVBE | OBE |
|-------------------------|------------|------------|------------|------------|-------------|------------|
| (%) of Base Task | 4.88% | 15.86% | 20.74% | 0.00% | 0.00% | 31.51% |
| (\$ Amount) | \$2,922 | \$9,500 | \$12,422 | \$0 | \$0 | \$18,875 |

Note: Subconsultants may be certified in multiple certification categories; therefore, per the requirements of Executive Directive No. 14, the dollar amounts were credited toward multiple pledged participation categories.

Pledged participation including Amendment No. 1:

Table 46: TOS No. 29

| Pledged Subconsultants | Gender/ Ethnicity | Business Inclusion Category | (%) of Total NTPs | Amount of Total NTPs |
|---|------------------------------|--|----------------------------------|---------------------------------|
| Brummit Energy Associates, Inc. | | OBE | 15.92% | \$ 72,500 |
| Construction Cost Consultants | F/SAA | WBE, SBE | 5.16% | \$ 23,500 |
| Maroko & Shwe, Inc. | M/APA | MBE | 4.94% | \$ 22,500 |
| Pacific Engineers Group | | SBE, EBE | 8.13% | \$ 37,020 |
| Saiful Bouquet Consulting Structural Engineers | | OBE | 10.54% | \$ 48,000 |
| VCA Engineers, Inc. | M/APA | MBE SBE | 7.64% | \$ 34,780 |
| Subtotal Subconsultant Participation | | | 50.87% | \$238,300 |
| Prime Participation | | | 49.13% | \$217,177 |
| Base Task | | | | \$455,477 |
| Reimbursables | | | | \$ 0 |
| Contingency | | | | \$203,543 |
| Total Task Budget Authority | | | | \$659,020 |

Table 46A: TOS No. 29 Total Subconsultant Participation

| Pledged | MBE | WBE | SBE | EBE | DVBE | OBE |
|-------------------------|------------|------------|------------|------------|-------------|------------|
| (%) of Base Task | 12.58% | 5.16% | 20.92% | 8.13% | 0.00% | 26.46% |
| (\$ Amount) | \$57,280 | \$23,500 | \$95,300 | \$37,020 | \$0 | \$120,500 |

Note: Subconsultants may be certified in multiple certification categories; therefore, per the requirements of Executive Directive No. 14, the dollar amounts were credited toward multiple pledged participation categories.

September 11, 2019
Page 41

ATSAC Design (TOS No. 36)

As of July 30, 2019, the TOS No. 36, IBI Group achieved actual participation levels of 5.72 percent MBE, 6.36 percent WBE, 5.19 percent SBE, 5.19 percent EBE, 0.00 percent DVBE, 4.45 percent OBE. Upon approval of contract Amendment No. 1, IBI Group has pledged participation levels of 12.73 percent MBE, 8.93 percent WBE, 14.61 percent SBE, 5.71 percent EBE, 0.0 percent DVBE, and 8.98 percent OBE.

As of July 30, 2019, the MBE/WBE/SBE/EBE/DVBE/OBE subconsultant information for IBI Group was the following:

| Table 47: TOS No. 36 | | | | |
|---|------------------------------|--|----------------------------------|--|
| Subconsultants | Gender/ Ethnicity | Business Inclusion Category | (%) of Total Invoiced | Amount Invoiced to Date |
| Construction Cost Consultants | F/SAA | WBE | 6.36% | \$ 15,000 |
| Maroko & Shwe, Inc. | M/APA | MBE | 5.72% | \$ 13,510 |
| Pacific Engineers Group | | SBE, EBE | 5.19% | \$ 12,243 |
| RSE Associates, Inc. | | OBE | 4.45% | \$ 10,500 |
| Subtotal Subconsultant Participation | | | 21.72% | \$ 51,253 |
| Prime Participation | | | 78.28% | \$184,764 |
| Total Invoiced to Date | | | | \$236,017 |

| Table 47A: TOS No. 36 Total Subconsultant Participation | | | | | | |
|--|------------|------------|------------|------------|-------------|------------|
| Achieved | MBE | WBE | SBE | EBE | DVBE | OBE |
| (%) of Base Task | 5.72% | 6.36% | 5.19% | 5.19% | 0.00% | 4.45% |
| (\$ Amount) | \$15,000 | \$13,510 | \$12,243 | \$12,243 | \$0 | \$10,500 |

Note: Subconsultants may be certified in multiple certification categories; therefore, per the requirements of Executive Directive No. 14, the dollar amounts were credited toward multiple pledged participation categories.

Pledged participation including Amendment No. 1:

| Table 48: TOS No. 36 | | | | |
|---|------------------------------|--|------------------------------|---------------------------------|
| Pledged Subconsultants | Gender/ Ethnicity | Business Inclusion Category | (%) of Total NTPs | Amount of Total NTPs |
| Construction Cost Consultants | F/SAA | WBE, SBE | 8.90% | \$ 48,970 |
| Maroko & Shwe, Inc. | M/APA | MBE | 12.73% | \$ 70,000 |
| Pacific Engineers Group | | SBE, EBE | 5.71% | \$ 31,400 |
| RSE Associates, Inc. | | OBE | 8.98% | \$ 49,400 |
| Subtotal Subconsultant Participation | | | 36.32% | \$199,770 |
| Prime Participation | | | 63.68% | \$350,230 |
| Base Task | | | | \$550,000 |
| Reimbursables | | | | \$ 0 |
| Contingency | | | | \$100,000 |
| Total Task Budget Authority | | | | \$650,000 |

| Table 48A: TOS No. 36: Total Subconsultant Participation | | | | | | |
|---|------------|------------|------------|------------|-------------|------------|
| Pledged | MBE | WBE | SBE | EBE | DVBE | OBE |
| (%) of Base Task | 12.73% | 8.90% | 14.61% | 5.71% | 0.00% | 8.98% |
| (\$ Amount) | \$70,000 | \$48,970 | \$80,730 | \$31,400 | \$0 | \$49,400 |

Note: Subconsultants may be certified in multiple certification categories; therefore, per the requirements of Executive Directive No. 14, the dollar amounts were credited toward multiple pledged participation categories.

Parker Center Demolition (TOS No. 46)

As of July 30, 2019, TOS No. 46, IBI Group achieved actual participation levels of 0.00 percent MBE, 92.10 percent WBE, 0.00 percent SBE, 0.00 percent EBE, 0.00 percent DVBE, 0.00 percent OBE. Upon approval of contract Amendment No. 1, IBI Group has pledged participation levels of 12.26 percent MBE, 14.73 percent WBE, 5.46 percent SBE, 0.00 percent EBE, 0.00 percent DVBE, and 38.85 percent OBE.

As of July 30, 2019, the MBE/WBE/SBE/EBE/DVBE/OBE subconsultant information for IBI Group was the following:

| Table 49: TOS No. 46 | | | | |
|---|------------------------------|--|--------------------------------------|--|
| Subconsultants | Gender/ Ethnicity | Business Inclusion Category | (%) of Total Invoiced | Amount Invoiced to Date |
| ATC Associates, Inc. | | OBE | 0.00% | \$ 0 |
| Barefoot Productions | M/HA | MBE | 0.00% | \$ 0 |
| Cumming Corporation | | OBE | 0.00% | \$ 0 |
| Drisko Studio Architects, Inc. | F/C | WBE | 0.00% | \$ 0 |
| Healthy Buildings International, Inc. | | OBE | 0.00% | \$ 0 |
| ICF Jones & Stokes, Inc. | | OBE | 0.00% | \$ 0 |
| IMEG Corp | | OBE | 0.00% | \$ 0 |
| Katherine Padilla and Associates | F/HA | WBE | 92.10% | \$52,183 |
| KOA | | SBE | 0.00% | \$ 0 |
| KPFF Consulting Engineers | | OBE | 0.00% | \$ 0 |
| Nabih Youssef & Associates | | OBE | 0.00% | \$ 0 |
| Ninyo & Moore | M/HA | MBE | 0.00% | \$ 0 |
| VCA Engineers, Inc. | M/APA | MBE, SBE | 0.00% | \$ 0 |
| Subtotal Subconsultant Participation | | | 92.10% | \$52,183 |
| Prime Participation | | | 7.90% | \$ 4,474 |
| Total Invoiced to Date | | | | \$56,657 |

| Table 49A: TOS No. 46 Total Subconsultant Participation | | | | | | |
|--|------------|------------|------------|------------|-------------|------------|
| Achieved | MBE | WBE | SBE | EBE | DVBE | OBE |
| (%) of Base Task | 0.00% | 92.10% | 0.00% | 0.00% | 0.00% | 0.00% |
| (\$ Amount) | \$0 | \$52,183 | \$0 | \$0 | \$0 | \$0 |

Note: Subconsultants may be certified in multiple certification categories; therefore, per the requirements of Executive Directive No. 14, the dollar amounts were credited toward multiple pledged participation categories.

Department of Public Works
Bureau of Engineering
Bureau of Contract Administration
Joint Report No. 2

September 11, 2019
Page 43

Pledged participation including Amendment No. 1:

| Table 50: TOS No. 46 | | | | |
|---|------------------------------|--|------------------------------|---------------------------------|
| Pledged Subconsultants | Gender/ Ethnicity | Business Inclusion Category | (%) of Total NTPs | Amount of Total NTPs |
| ATC Associates, Inc. | | OBE | 6.38% | \$ 41,471 |
| Barefoot Productions | M/HA | MBE | 3.38% | \$ 22,000 |
| Cumming Corporation | | OBE | 2.28% | \$ 14,800 |
| Drisko Studio Architects, Inc. | F/C | WBE | 1.44% | \$ 9,360 |
| Healthy Buildings International, Inc. | | OBE | 0.69% | \$ 4,460 |
| ICF Jones & Stokes, Inc. | | OBE | 12.11% | \$ 78,723 |
| IMEG Corp | | OBE | 10.01% | \$ 65,087 |
| Katherine Padilla and Associates | F/HA | WBE | 13.29% | \$ 86,365 |
| KOA | | SBE | 1.97% | \$ 12,800 |
| KPFF Consulting Engineers | | OBE | 0.00% | \$ 0 |
| Nabih Youssef & Associates | | OBE | 7.39% | \$ 48,000 |
| Ninyo & Moore | M/HA | MBE | 5.38% | \$ 35,000 |
| VCA Engineers, Inc. | M/APA | MBE, SBE | 3.49% | \$ 22,680 |
| Subtotal Subconsultant Participation | | | 67.81% | \$440,746 |
| Prime Participation | | | 32.19% | \$209,219 |
| Base Task | | | | \$649,965 |
| Reimbursables | | | | \$ 0 |
| Contingency | | | | \$201,196 |
| Total Task Budget Authority | | | | \$851,161 |

| Table 50A: TOS No. 46 Total Subconsultant Participation | | | | | | |
|--|------------|------------|------------|------------|-------------|------------|
| Pledged | MBE | WBE | SBE | EBE | DVBE | OBE |
| (%) of Base Task | 12.26% | 14.73% | 5.46% | 0.00% | 0.00% | 38.85% |
| (\$ Amount) | \$79,680 | \$95,725 | \$35,480 | \$0 | \$0 | \$252,541 |

Note: Subconsultants may be certified in multiple certification categories; therefore, per the requirements of Executive Directive No. 14, the dollar amounts were credited toward multiple pledged participation categories.

City Hall East Electrical Server Room Upgrade (TOS No. 47)

As of July 30, 2019, the City Hall East Electrical Server Room Upgrade (TOS No. 47), IBI Group achieved actual participation levels of 0 percent MBE, 0 percent WBE, 0 percent SBE, 0 percent EBE, 0 percent DVBE, and 0 percent OBE. Upon approval of contract Amendment No. 1, IBI Group has pledged participation levels of 0.00 percent MBE, 0.00 percent WBE, 0.00 percent SBE, 0.00 percent EBE, 0.00 percent DVBE, and 22.57 percent OBE. The BOE is currently drafting a Board Report to increase the task authorization for this task order and will update the subconsultant pledge participation levels.

As of July 30, 2019, the MBE/WBE/SBE/EBE/DVBE/OBE subconsultant information for IBI Group was the following:

| Table 51: TOS No. 47 | | | | |
|---|----------------------|-----------------------------------|-----------------------------|----------------------------|
| Subconsultants | Gender/ Ethnicity | Business Inclusion Category | (%) of Total Invoiced | Amount Invoiced to Date |
| Construction Cost Consultants | F/SAA | WBE, SBE | 0.00% | \$ 0 |
| Glumac | | OBE | 0.00% | \$ 0 |
| RSE Associates, Inc. | | OBE | 0.00% | \$ 0 |
| Subtotal Subconsultant Participation | | | 0.00% | \$ 0 |
| Prime Participation | | | 0.00% | \$ 0 |
| Total Invoiced to Date | | | | \$ 0 |

| Table 51A: TOS No. 47 Total Subconsultant Participation | | | | | | |
|---|-------|-------|-------|-------|-------|-------|
| Achieved | MBE | WBE | SBE | EBE | DVBE | OBE |
| (%) of Base Task | 0.00% | 0.00% | 0.00% | 0.00% | 0.00% | 0.00% |
| (\$ Amount) | \$0 | \$0 | \$0 | \$0 | \$0 | \$0 |

Note: Subconsultants may be certified in multiple certification categories; therefore, per the requirements of Executive Directive No. 14, the dollar amounts were credited toward multiple pledged participation categories.

Pledged participation including Amendment No. 1:

| Table 52: TOS No. 47 | | | | |
|---|----------------------|-----------------------------------|----------------------|-------------------------|
| Pledged Subconsultants | Gender/ Ethnicity | Business Inclusion Category | (%) of Total NTPs | Amount of Total NTPs |
| Construction Cost Consultants | F/SAA | WBE, SBE | 0.00% | \$ 0 |
| Glumac | | OBE | 14.54% | \$ 9,815 |
| RSE Associates, Inc. | | OBE | 8.03% | \$ 5,420 |
| Subtotal Subconsultant Participation | | | 22.57% | \$15,235 |
| Prime Participation | | | 77.43% | \$52,256 |
| Base Task | | | | \$67,491 |
| Reimbursables | | | | \$ 0 |
| Contingency | | | | \$ 0 |
| Total Task Budget Authority | | | | \$67,491 |

| Table 52A: TOS No. 47 Total Subconsultant Participation | | | | | | |
|---|-------|-------|-------|-------|-------|----------|
| Pledged | MBE | WBE | SBE | EBE | DVBE | OBE |
| (%) of Base Task | 0.00% | 0.00% | 0.00% | 0.00% | 0.00% | 22.57% |
| (\$ Amount) | \$0 | \$0 | \$0 | \$0 | \$0 | \$15,235 |

Note: Subconsultants may be certified in multiple certification categories; therefore, per the requirements of Executive Directive No. 14, the dollar amounts were credited toward multiple pledged participation categories.

John Friedman/Alice Kimm Architects, Inc. (CO124801)

John Friedman/Alice Kimm Architects, Inc. has been issued five task orders under the current contract. They include the completed TOS No. 23 (Pio Pico Park Library Feasibility Study). There are four active task orders including TOS No. 28 (Van Ness Recreation Center Pool and Bathhouse Replacement), TOS No. 34 (Pio Pico Library Pocket Park and Underground Parking Structure), TOS No. 38 (CD8 Navigation

September 11, 2019
Page 45

Center), and TOS No. 42 [Donald C. Tillman Wastewater Reclamation Plant (DCTWRP) Maintenance Facility Expansion].

Since the contract execution, John Friedman/Alice Kimm Architects, Inc. has added 15 subconsultants. John Friedman/Alice Kimm Architects, Inc. added nine subconsultants for TOS No. 28 (Van Ness Recreation Center Pool and Bathhouse Replacement) including AAA Asbestos Inspections; Arcadis U.S., Inc.; Byun Partners; Glumac; Jensen Hughes; Jones & Madhavan; MEDG Engineers; Nabih Youssef & Associates; and Office of the Design Landscape. John Friedman/Alice Kimm Architects, Inc. added two subconsultants for TOS No. 34 (Pio Pico Library Pocket Park and Underground Parking Structure) including MGAC and Simpson, Gumpertz & Heger, in addition to Byun Partners, MEDG Engineers, Nabih Youssef & Associates, and the Office of the Designed Landscape. John Friedman/Alice Kimm Architects, Inc. added one subconsultant for TOS No. 38 (CD8 Navigation Center), Verdical Group, LLC, in addition to Byun Partners, MEDG Engineers, MGAC, Nabih Youssef & Associates, and Office of the Designed Landscape. John Friedman/Alice Kimm Architects, Inc. added two subconsultants for TOS No. 42 (DCTWRP Maintenance Facility Expansion) including Khalifeh & Associates, Inc. and Leland Saylor Associates, in addition to Byun Partners, Jensen Hughes, and Office of the Designed Landscape.

Pio Pico Library Park Feasibility Study (TOS No. 23)

For the completed TOS No. 23, John Friedman/Alice Kimm Architects, Inc. achieved actual participation levels of 0.00 percent MBE, 4.37 percent WBE, 4.37 percent SBE, 0.00 percent EBE, 0.00 percent DVBE, and 4.85 percent OBE. John Friedman/Alice Kimm Architects, Inc. was awarded TOS No. 34 to complete the design of the Pio Pico Library Pocket Park and Underground Parking Structure.

With the June 30, 2017, closing of TOS No. 23, the MBE/WBE/SBE/EBE/DVBE/OBE subconsultant information for John Friedman/Alice Kimm Architects, Inc. was the following:

| Table 53: TOS No. 34 | | | | |
|---|------------------------------|--|--------------------------------------|--|
| Subconsultants | Gender/ Ethnicity | Business Inclusion Category | (%) of Total Invoiced | Amount Invoiced to Date |
| Arcadis U.S, Inc. | | OBE | 4.85% | \$ 2,500 |
| BAE Urban Economics, Inc. | F/C | WBE, SBE | 4.37% | \$ 2,250 |
| Office of the Designed Landscape | F/C | WBE, SBE, EBE | 0.00% | \$ 0 |
| Subtotal Subconsultant Participation | | | 9.22% | \$ 4,750 |
| Prime Participation | | | 90.78% | \$46,776 |
| Total Invoiced to Date | | | | \$51,528 |

| Table 53A: TOS No. 34 Total Subconsultant Participation | | | | | | |
|--|------------|------------|------------|------------|-------------|------------|
| Achieved | MBE | WBE | SBE | EBE | DVBE | OBE |
| (%) of Base Task | 0.00% | 4.37% | 4.37% | 0.00% | 0.00% | 4.85% |

| | | | | | | |
|--------------------|-----|---------|---------|-----|-----|---------|
| (\$) Amount | \$0 | \$2,250 | \$2,250 | \$0 | \$0 | \$2,500 |
|--------------------|-----|---------|---------|-----|-----|---------|

Note: Subconsultants may be certified in multiple certification categories; therefore, per the requirements of Executive Directive No. 14, the dollar amounts were credited toward multiple pledged participation categories.

Van Ness Recreation Center and Pool and Bathhouse Replacement Project (TOS No. 28)

As of July 30, 2019, for TOS No. 28, John Friedman/Alice Kimm Architects, Inc. achieved actual participation levels of 17.98 percent MBE, 6.45 percent WBE, 31.71 percent SBE, 6.45 percent EBE, 0.00 percent DVBE, and 38.77 percent OBE. Upon approval of contract Amendment No. 1, John Friedman/Alice Kimm Architects, Inc. has pledged participation levels of 17.23 percent MBE, 6.99 percent WBE, 31.64 percent SBE, 6.99 percent EBE, 0.00 percent DVBE, and 38.70 percent OBE.

As of July 30, 2019, the MBE/WBE/SBE/EBE/DVBE/OBE subconsultant information for John Friedman/Alice Kimm Architects, Inc. was the following:

| Table 54: TOS No. 28 | | | | |
|---|------------------------------|--|--------------------------------------|--|
| Subconsultants | Gender/ Ethnicity | Business Inclusion Category | (%) of Total Invoiced | Amount Invoiced to Date |
| AAA Asbestos Inspections | | OBE | 0.32% | \$ 1,875 |
| Arcadis U.S., Inc. | | OBE | 2.09% | \$ 12,340 |
| Byun Partners | | OBE | 0.95% | \$ 5,600 |
| GKK Works | M/SAA | MBE | 1.61% | \$ 9,500 |
| Glumac | | OBE | 3.27% | \$ 19,250 |
| Jensen Hughes | | OBE | 2.69% | \$ 15,850 |
| Jones & Madhavan | | OBE | 15.61% | \$ 92,000 |
| MEDG Engineers | | SBE | 8.89% | \$ 52,425 |
| Nabih Youssef & Associates | | OBE | 13.84% | \$ 81,600 |
| Office of the Designed Landscape | F/C | WBE, SBE, EBE | 6.45% | \$ 38,000 |
| VCA Engineers, Inc. | M/APA | MBE, SBE | 16.37% | \$ 96,467 |
| Subtotal Subconsultant Participation | | | 72.09% | \$424,907 |
| Prime Participation | | | 27.91% | \$164,528 |
| Total Invoiced to Date | | | | \$589,435 |

| Table 54A: TOS No. 28 Total Subconsultant Participation | | | | | | |
|--|------------|------------|------------|------------|-------------|------------|
| Achieved | MBE | WBE | SBE | EBE | DVBE | OBE |
| (%) of Base Task | 17.98% | 6.45% | 31.71% | 6.45% | 0.00% | 38.77% |
| (\$) Amount | \$105,967 | \$38,000 | \$186,892 | \$38,000 | \$0 | \$228,515 |

Note: Subconsultants may be certified in multiple certification categories; therefore, per the requirements of Executive Directive No. 14, the dollar amounts were credited toward multiple pledged participation categories.

Pledged participation including Amendment No. 1:

| Table 55: TOS No. 28 | | | | |
|-------------------------------|------------------------------|--|----------------------------------|---------------------------------|
| Pledged Subconsultants | Gender/ Ethnicity | Business Inclusion Category | (%) of Total NTPs | Amount of Total NTPs |
| AAA Asbestos Inspections | | OBE | 0.27% | \$ 1,875 |
| Arcadis U.S., Inc. | | OBE | 1.74% | \$ 12,200 |
| Byun Partners | | OBE | 1.00% | \$ 7,000 |

Department of Public Works
Bureau of Engineering
Bureau of Contract Administration
Joint Report No. 2

September 11, 2019
Page 47

| | | | | |
|---|-------|---------------|---------------|------------------|
| GKK Works | M/SAA | MBE | 1.42% | \$ 10,000 |
| Glumac | | OBE | 2.74% | \$ 19,250 |
| Jensen Hughes | | OBE | 3.09% | \$ 21,700 |
| Jones & Madhavan | | OBE | 15.79% | \$111,000 |
| MEDG Engineers | | SBE | 9.85% | \$ 69,218 |
| Nabih Youssef & Associates | | OBE | 15.08% | \$106,000 |
| Office of the Designed Landscape | F/C | WBE, SBE, EBE | 6.99% | \$ 49,100 |
| VCA Engineers, Inc. | M/APA | MBE, SBE | 14.81% | \$104,080 |
| Subtotal Subconsultant Participation | | | 72.76% | \$511,423 |
| Prime Participation | | | 27.24% | \$191,461 |
| Base Task | | | | \$702,884 |
| Reimbursables | | | | \$ 0 |
| Contingency | | | | \$ 92,116 |
| Total Task Budget Authority | | | | \$795,000 |

| Table 55A: TOS No. 28 Total Subconsultant Participation | | | | | | |
|--|------------|------------|------------|------------|-------------|------------|
| Pledged | MBE | WBE | SBE | EBE | DVBE | OBE |
| (%) of Base Task | 17.23% | 6.99% | 31.64% | 6.99% | 0.00% | 38.70% |
| (\$ Amount) | \$121,080 | \$49,100 | \$222,398 | \$49,100 | \$0 | \$272,025 |

Note: Subconsultants may be certified in multiple certification categories; therefore, per the requirements of Executive Directive No. 14, the dollar amounts were credited toward multiple pledged participation categories.

Pio Pico Library Pocket Park and Underground Parking Structure (TOS No. 34)

As of July 30, 2019, for TOS No. 34, John Friedman/Alice Kimm Architects, Inc. achieved actual participation levels of 14.63 percent MBE, 13.17 percent WBE, 28.46 percent SBE, 13.17 percent EBE, 0.00 percent DVBE, and 15.85 percent OBE. Upon approval of contract Amendment No. 1, John Friedman/Alice Kimm Architects, Inc. has pledged participation levels of 10.79 percent MBE, 13.05 percent WBE, 22.35 percent SBE, 13.05 percent EBE, 0.00 percent DVBE, and 22.40 percent OBE.

As of July 30, 2019, the MBE/WBE/SBE/EBE/DVBE/OBE subconsultant information for John Friedman/Alice Kimm Architects, Inc. was the following:

| Table 56: TOS No. 34 | | | | |
|---|------------------------------|--|--------------------------------------|--|
| Subconsultants | Gender/ Ethnicity | Business Inclusion Category | (%) of Total Invoiced | Amount Invoiced to Date |
| Byun Partners | M/APA | MBE | 3.98% | \$ 12,000 |
| MEDG Engineers | | SBE | 4.64% | \$ 13,990 |
| MGAC | | OBE | 2.24% | \$ 6,750 |
| Nabih Youssef & Associates | | OBE | 10.62% | \$ 32,000 |
| Office of the Designed Landscape | F/C | WBE, SBE, EBE | 13.17% | \$ 39,700 |
| Simpson Gumpertz & Heger | | OBE | 2.99% | \$ 9,000 |
| VCA Engineers, Inc. | M/APA | MBE, SBE | 10.65% | \$ 32,080 |
| Subtotal Subconsultant Participation | | | 48.29% | \$145,520 |

| | | |
|-------------------------------|--------|------------------|
| Prime Participation | 51.71% | \$155,830 |
| Total Invoiced to Date | | \$301,350 |

| Table 56A: TOS No. 34 Total Subconsultant Participation | | | | | | |
|--|------------|------------|------------|------------|-------------|------------|
| Achieved | MBE | WBE | SBE | EBE | DVBE | OBE |
| (%) of Base Task | 14.53% | 13.17% | 28.46% | 13.17% | 0.00% | 15.85% |
| (\$ Amount) | \$44,080 | \$39,700 | \$85,770 | \$39,700 | \$0 | \$47,750 |

Note: Subconsultants may be certified in multiple certification categories; therefore, per the requirements of Executive Directive No. 14, the dollar amounts were credited toward multiple pledged participation categories.

Pledged participation including Amendment No. 1:

| Table 57: TOS No. 34 | | | | |
|---|------------------------------|--|----------------------------------|---------------------------------|
| Pledged Subconsultants | Gender/ Ethnicity | Business Inclusion Category | (%) of Total NTPs | Amount of Total NTPs |
| Byun Partners | | MBE | 1.49% | \$ 12,000 |
| MEDG Engineers | | OBE | 6.21% | \$ 50,000 |
| MGAC | | OBE | 2.14% | \$ 17,250 |
| Nabih Youssef & Associates | | OBE | 10.31% | \$ 83,000 |
| Office of the Designed Landscape | F/C | WBE, SBE, EBE | 13.05% | \$105,000 |
| Simpson Gumpertz & Heger | | OBE | 3.73% | \$ 30,000 |
| VCA Engineers, Inc. | M/APA | MBE SBE | 9.30% | \$ 74,860 |
| Subtotal Subconsultant Participation | | | 46.24% | \$372,110 |
| Prime Participation | | | 53.76% | \$432,570 |
| Base Task | | | | \$804,680 |
| Reimbursables | | | | \$ 0 |
| Contingency | | | | \$ 23,000 |
| Total Task Budget Authority | | | | \$827,680 |

| Table 57A: TOS No. 34 Total Subconsultant Participation | | | | | | |
|--|------------|------------|------------|------------|-------------|------------|
| Pledged | MBE | WBE | SBE | EBE | DVBE | OBE |
| (%) of Base Task | 10.79% | 13.05% | 22.35% | 13.05% | 0.00% | 22.40% |
| (\$ Amount) | \$86,860 | \$105,000 | \$179,860 | \$105,000 | \$0 | \$180,250 |

Note: Subconsultants may be certified in multiple certification categories; therefore, per the requirements of Executive Directive No. 14, the dollar amounts were credited toward multiple pledged participation categories.

Council District No. 8 Navigation Center (TOS No. 38)

As of July 30, 2019, for TOS No. 38, John Friedman/Alice Kimm Architects, Inc. achieved actual participation levels of 19.42 percent MBE, 4.37 percent WBE, 30.88 percent SBE, 4.37 percent EBE, 0.00 percent DVBE, and 44.28 percent OBE. Upon approval of contract Amendment No. 1, John Friedman/Alice Kimm Architects, Inc. has pledged participation levels of 15.17 percent MBE, 3.84 percent WBE, 28.34 percent SBE, 3.84 percent EBE, 0.00 percent DVBE, and 32.32 percent OBE.

As of July 30, 2019, the MBE/WBE/SBE/EBE/DVBE/OBE subconsultant information for John Friedman/Alice Kimm Architects, Inc. was the following:

Department of Public Works
Bureau of Engineering
Bureau of Contract Administration
Joint Report No. 2

September 11, 2019
Page 49

| Table 58: TOS No. 38 | | | | |
|---|------------------------------|--|--------------------------------------|--|
| Subconsultants | Gender/ Ethnicity | Business Inclusion Category | (%) of Total Invoiced | Amount Invoiced to Date |
| Byun Partners | | OBE | 3.33% | \$ 8,000 |
| MEDG Engineers | | OBE | 17.35% | \$ 41,654 |
| MGAC | | OBE | 7.96% | \$ 19,100 |
| Nabih Youssef & Associates | | OBE | 15.64% | \$ 37,550 |
| Office of the Designed Landscape | F/C | WBE, SBE, EBE | 4.37% | \$ 10,500 |
| VCA Engineers, Inc. | M/APA | MBE SBE | 19.42% | \$ 46,634 |
| Verdical Group, LLC | | SBE | 7.08% | \$ 17,000 |
| Subtotal Subconsultant Participation | | | 75.15% | \$180,438 |
| Prime Participation | | | 24.85% | \$ 59,653 |
| Total Invoiced to Date | | | | \$240,091 |

| Table 58A: TOS No. 38 Total Subconsultant Participation | | | | | | |
|--|------------|------------|------------|------------|-------------|------------|
| Achieved | MBE | WBE | SBE | EBE | DVBE | OBE |
| (%) of Base Task | 19.42% | 4.37% | 30.88% | 4.37% | 0.00% | 44.28% |
| (\$ Amount) | \$46,634 | \$10,500 | \$74,134 | \$10,500 | \$0 | \$106,304 |

Note: Subconsultants may be certified in multiple certification categories; therefore, per the requirements of Executive Directive No. 14, the dollar amounts were credited toward multiple pledged participation categories.

Pledged participation including Amendment No. 1:

| Table 59: TOS No. 38 | | | | |
|---|------------------------------|--|----------------------------------|---------------------------------|
| Pledged Subconsultants | Gender/ Ethnicity | Business Inclusion Category | (%) of Total NTPs | Amount of Total NTPs |
| Byun Partners | | OBE | 2.13% | \$ 8,000 |
| MEDG Engineers | | OBE | 12.77% | \$ 47,900 |
| MGAC | | OBE | 4.45% | \$ 16,700 |
| Nabih Youssef & Associates | | OBE | 12.96% | \$ 48,610 |
| Office of the Designed Landscape | F/C | WBE, SBE, EBE | 3.84% | \$ 14,400 |
| VCA Engineers, Inc. | M/APA | MBE SBE | 15.17% | \$ 56,880 |
| Verdical Group, LLC | | SBE | 9.33% | \$ 35,000 |
| Subtotal Subconsultant Participation | | | 60.66% | \$227,490 |
| Prime Participation | | | 39.34% | \$147,510 |
| Base Task | | | | \$375,000 |
| Reimbursables | | | | \$ 0 |
| Contingency | | | | \$ 9,000 |
| Total Task Budget Authority | | | | \$384,000 |

| Table 59A: TOS No. 38 Total Subconsultant Participation | | | | | | |
|--|------------|------------|------------|------------|-------------|------------|
| Pledged | MBE | WBE | SBE | EBE | DVBE | OBE |
| (%) of Base Task | 15.17% | 3.84% | 28.34% | 3.84% | 0.00% | 32.32% |
| (\$ Amount) | \$56,880 | \$14,400 | \$106,280 | \$14,400 | \$0 | \$121,210 |

Note: Subconsultants may be certified in multiple certification categories; therefore, per the requirements of Executive Directive No. 14, the dollar amounts were credited toward multiple pledged participation categories.

DCTWRP Maintenance Facility Expansion (TOS No. 42)

As of July 1, 2019, for TOS No. 28, John Friedman/Alice Kimm Architects, Inc. achieved actual participation levels of 12.18 percent MBE, 4.22 percent WBE, 42.50 percent SBE, 4.22 percent EBE, 7.90 percent DVBE, and 0.59 percent OBE. Under approval of contract Amendment No. 1, John Friedman/Alice Kimm Architects, Inc. has pledged participation levels of 13.22 percent MBE, 3.60 percent WBE, 42.34 percent SBE, 3.60 percent EBE, 3.72 percent DVBE, and 2.15 percent OBE.

As of July 1, 2019, the MBE/WBE/SBE/EBE/DVBE/OBE subconsultant information for John Friedman/Alice Kimm Architects, Inc. was the following:

| Table 60: TOS No. 42 | | | | |
|--|------------------------------|--|--------------------------------------|--|
| Subconsultants | Gender/ Ethnicity | Business Inclusion Category | (%) of Total Invoiced | Amount Invoiced to Date |
| Byun Partners | | OBE | 0.59% | \$ 2,500 |
| Jensen Hughes | | OBE | 0.00% | \$ 0 |
| Khalifeh & Associates, Inc. | | SBE | 22.45% | \$ 95,200 |
| Leland Saylor Associates | | DVBE | 7.90% | \$ 33,500 |
| Office of the Designed Landscape | F/C | WBE, SBE, EBE | 4.22% | \$ 17,900 |
| Saiful Bouquet Consulting Structural Engineers | M/SAA | MBE, SBE | 8.81% | \$ 37,380 |
| VCA Engineers, Inc. | M/APA | MBE, SBE | 3.36% | \$ 14,262 |
| Waveguide | | SBE | 3.66% | \$ 15,500 |
| Subtotal Subconsultant Participation | | | 50.99% | \$216,242 |
| Prime Participation | | | 49.01% | \$207,825 |
| Total Invoiced to Date | | | | \$424,067 |

| Table 60A: TOS No. 42 Total Subconsultant Participation | | | | | | |
|--|------------|------------|------------|------------|-------------|------------|
| Achieved | MBE | WBE | SBE | EBE | DVBE | OBE |
| (%) of Base Task | 12.18% | 4.22% | 42.50% | 4.22% | 7.90% | 0.59% |
| (\$ Amount) | \$51,642 | \$17,900 | \$180,242 | \$17,900 | \$33,500 | \$2,500 |

Note: Subconsultants may be certified in multiple certification categories; therefore, per the requirements of Executive Directive No. 14, the dollar amounts were credited toward multiple pledged participation categories.

Pledged participation including Amendment No. 1:

| Table 61: TOS No. 42 | | | | |
|----------------------------------|------------------------------|--|----------------------------------|---------------------------------|
| Pledged Subconsultants | Gender/ Ethnicity | Business Inclusion Category | (%) of Total NTPs | Amount of Total NTPs |
| Byun Partners | | OBE | 0.92% | \$ 22,000 |
| Jensen Hughes | | OBE | 1.23% | \$ 29,400 |
| Khalifeh & Associates, Inc. | | SBE | 22.04% | \$ 528,000 |
| Leland Saylor Associates | | DVBE | 3.72% | \$ 89,000 |
| Office of the Designed Landscape | F/C | WBE, SBE, EBE | 3.60% | \$ 86,350 |

September 11, 2019
Page 51

| | | | | |
|--|-------|----------|---------------|--------------------|
| Saiful Bouquet Consulting Structural Engineers | M/SAA | MBE, SBE | 9.94% | \$ 238,000 |
| VCA Engineers, Inc. | M/APA | MBE, SBE | 3.29% | \$ 78,760 |
| Waveguide | | SBE | 3.46% | \$ 83,000 |
| Subtotal Subconsultant Participation | | | 48.20% | \$1,154,510 |
| Prime Participation | | | 51.80% | \$1,240,874 |
| Base Task | | | | \$2,395,384 |
| Reimbursables | | | | \$ 0 |
| Contingency | | | | \$ 482,616 |
| Total Task Budget Authority | | | | \$2,878,000 |

| Table 61A: TOS No. 42 Total Subconsultant Participation | | | | | | |
|--|------------|------------|-------------|------------|-------------|------------|
| Pledged | MBE | WBE | SBE | EBE | DVBE | OBE |
| (%) of Base Task | 13.22% | 3.60% | 42.34% | 3.60% | 3.72% | 2.15% |
| (\$ Amount) | \$316,760 | \$86,350 | \$1,014,110 | \$86,350 | \$89,000 | \$51,400 |

Note: Subconsultants may be certified in multiple certification categories; therefore, per the requirements of Executive Directive No. 14, the dollar amounts were credited toward multiple pledged participation categories.

Lehrer Architects LA, Inc. (CO124698)

Lehrer Architects LA, Inc. has been issued five task orders under the current contract. They include the completed TOS No. 8 (L.A.-Glendale Water Reclamation Plant Administrative Building Programming), TOS No. 24 (Algin Sutton Pool Replacement), TOS No. 31 (L.A.-Glendale Water Reclamation Plant Administration Building Design and Construction Services), the recently issued TOS No. 50 (Hollywood Gymnasium), and the recently issued TOS No. 51 (Echo Park Supportive Housing Feasibility Study).

Since contract execution, Lehrer Architects LA, Inc. has added eight subconsultants to their Schedule A. Lehrer Architects LA, Inc. added Chew Specifications; Focus Environmental Consulting, LLC; Hazard Frankel Architects; Jones & Madhavan; Kaplan Gehring McCarroll Architectural Lighting, Inc.; KPJ Consulting; S & K Engineers; and SWCA Environmental Consultants.

L.A.-Glendale Water Reclamation Plant Office Building Programming (TOS No. 8)

For TOS No. 8, completed on November 8, 2016, Lehrer Architects LA, Inc. achieved actual participation levels of 3.81 percent MBE, 12.06 percent WBE, 13.33 percent SBE, 5.71 percent EBE, 0.00 percent DVBE, and 16.51 percent OBE. Lehrer Architects LA, Inc. was awarded TOS No. 31 to complete the design of the Sanitation L.A.-Glendale Water Reclamation Plant Administration Building.

With the November 8, 2016 completion of TOS No. 8, Lehrer Architects LA, Inc. achieved the following MBE/WBE/SBE/EBE/DVBE/OBE subconsultant participation:

| Table 62: TOS No. 8 | | | | |
|---|------------------------------|--|--------------------------------------|--|
| Subconsultants | Gender/ Ethnicity | Business Inclusion Category | (%) of Total Invoiced | Amount Invoiced to Date |
| John Labib + Associates | | SBE | 3.81% | \$ 3,000.00 |
| KPJ Consulting | F/APA | WBE, SBE, EBE | 5.71% | \$ 4,500.00 |
| Stantec Consulting Services, Inc. | | OBE | 16.51% | \$13,000.00 |
| Studio-MLA (formerly Mia Lehrer & Associates) | F/HA | WBE | 6.35% | \$ 5,000.00 |
| VCA Engineers, Inc. | M/APA | MBE, SBE | 3.81% | \$ 3,000.00 |
| Subtotal Subconsultant Participation | | | 36.19% | \$28,500.00 |
| Prime Participation | | | 63.81% | \$50,252.83 |
| Total Invoiced to Date | | | | \$78,742.83 |

| Table 62A: TOS No. 8 Total Subconsultant Participation | | | | | | |
|---|------------|------------|------------|------------|-------------|------------|
| Achieved | MBE | WBE | SBE | EBE | DVBE | OBE |
| (%) of Base Task | 3.81% | 12.06% | 13.33% | 5.71% | 0.00% | 16.51% |
| (\$ Amount) | \$3,000 | \$9,500 | \$10,500 | \$4,500 | \$0 | \$13,000 |

Note: Subconsultants may be certified in multiple certification categories; therefore, per the requirements of Executive Directive No. 14, the dollar amounts were credited toward multiple pledged participation categories.

Algin Sutton Pool Replacement (TOS No. 24)

As of July 30, 2019, for TOS No. 24, Lehrer Architects LA, Inc. achieved actual participation levels of 6.57 percent MBE, 9.31 percent WBE, 7.11 percent SBE, 7.11 percent EBE, 0.00 percent DVBE, and 4.01 percent OBE. Upon approval of contract Amendment No. 1, Lehrer Architects LA, Inc. has pledged participation levels of 17.49 percent MBE, 3.49 percent WBE, 28.54 percent SBE, 12.47 percent EBE, 0.00 percent DVBE, and 6.61 percent OBE.

As of July 30, 2019, the MBE/WBE/SBE/EBE/DVBE/OBE subconsultant information for Lehrer Architects LA, Inc. was the following:

| Table 63: TOS No. 24 | | | | |
|---|------------------------------|--|--------------------------------------|--|
| Subconsultants | Gender/ Ethnicity | Business Inclusion Category | (%) of Total Invoiced | Amount Invoiced to Date |
| Chew Specifications | | OBE | 1.60% | \$ 7,932.00 |
| Donald F. Dickerson Associates | F/C | WBE | 8.23% | \$ 40,810.00 |
| Focus Environmental Consulting, LLC | | OBE | 0.52% | \$ 2,572.00 |
| Geocon Inc./Irvine Geotechnical | | OBE | 1.25% | \$ 6,200.00 |
| Hazard Frankel Architects | | OBE | 0.65% | \$ 3,200.00 |
| Jones & Madhavan | | SBE, EBE | 6.61% | \$ 32,780.00 |
| KPJ Consulting | F/APA | WBE, SBE, EBE | 0.50% | \$ 2,484.00 |
| Studio-MLA (formerly Mia Lehrer & Associates) | F/HA | WBE | 1.08% | \$ 5,334.00 |
| SWCA Environmental Consultants | | OBE | 0.00% | \$ 0.00 |
| VCA Engineers, Inc. | M/APA | MBE | 6.07% | \$ 30,106.00 |
| Subtotal Subconsultant Participation | | | 26.51% | \$131,418.00 |
| Prime Participation | | | 73.49% | \$364,357.57 |
| Total Invoiced to Date | | | | \$495,775.57 |

Department of Public Works
Bureau of Engineering
Bureau of Contract Administration
Joint Report No. 2

September 11, 2019
Page 53

| Table 63A: TOS No. 24 Total Subconsultant Participation | | | | | | |
|--|------------|------------|------------|------------|-------------|------------|
| Achieved | MBE | WBE | SBE | EBE | DVBE | OBE |
| (%) of Base Task | 6.57% | 9.31% | 7.11% | 7.11% | 0.00% | 4.01% |
| (\$ Amount) | \$32,590 | \$46,144 | \$35,264 | \$35,264 | \$0 | \$19,904 |

Note: Subconsultants may be certified in multiple certification categories; therefore, per the requirements of Executive Directive No. 14, the dollar amounts were credited toward multiple pledged participation categories.

Pledged participation including Amendment No. 1:

| Table 64: TOS No. 24 | | | | |
|---|------------------------------|--|----------------------------------|---------------------------------|
| Pledged Subconsultants | Gender/ Ethnicity | Business Inclusion Category | (%) of Total NTPs | Amount of Total NTPs |
| Chew Specifications | | OBE | 1.97% | \$ 14,400.00 |
| Donald F. Dickerson Associates | F/C | WBE | 13.49% | \$ 98,828.00 |
| Focus Environmental Consulting, LLC | | OBE | 0.77% | \$ 5,675.00 |
| Geocon Inc./Irvine Geotechnical | | OBE | 0.85% | \$ 6,200.00 |
| Hazard Frankel Architects | | OBE | 0.44% | \$ 3,200.00 |
| Jones & Madhavan | | SBE EBE | 11.06% | \$ 81,000.00 |
| KPJ Consulting | F/APA | MBE, SBE, EBE | 1.41% | \$ 10,350.00 |
| Studio-MLA (formerly Mia Lehrer & Associates) | F/HA | MBE, SBE | 2.74% | \$ 20,100.00 |
| SWCA Environmental Consultants | | OBE | 2.59% | \$ 18,952.00 |
| VCA Engineers, Inc. | M/APA | MBE, SBE | 13.33% | \$ 97,670.00 |
| Subtotal Subconsultant Participation | | | 48.64% | \$356,375.00 |
| Prime Participation | | | 51.36% | \$376,228.90 |
| Base Task | | | | \$732,603.90 |
| Reimbursables | | | | \$ 0.00 |
| Contingency | | | | \$177,396.10 |
| Total Task Budget Authority | | | | \$910,000.00 |

| Table 64A: TOS No. 24 Total Subconsultant Participation | | | | | | |
|--|------------|------------|------------|------------|-------------|------------|
| Pledged | MBE | WBE | SBE | EBE | DVBE | OBE |
| (%) of Base Task | 17.49% | 13.44% | 28.54% | 12.47% | 0.00% | 6.61% |
| (\$ Amount) | \$128,120 | \$98,828 | \$209,210 | \$91,350 | \$0 | \$48,427 |

Note: Subconsultants may be certified in multiple certification categories; therefore, per the requirements of Executive Directive No. 14, the dollar amounts were credited toward multiple pledged participation categories.

L.A.-Glendale Water Reclamation Plant Administration Building Design and Construction Services (TOS No. 31)

As of July 30, 2019, for TOS No. 31, Lehrer Architects LA, Inc. achieved actual participation levels of 14.46percent MBE, 6.92 percent WBE, 16.72 percent SBE, 1.71 percent EBE, 0.00 percent DVBE, and 0.00 percent OBE. Upon approval of contract Amendment No. 1, Lehrer Architects LA, Inc. has pledged participation levels of 2.95

percent MBE, 6.76 percent WBE, 33.45 percent SBE, 15.31 percent EBE, 0.00 percent DVBE, and 0.00 percent OBE.

As of July 30, 2019, the MBE/WBE/SBE/EBE/DVBE/OBE subconsultant information for Lehrer Architects LA, Inc. was the following:

| Table 65: TOS No. 31 | | | | |
|--|------------------------------|--|--------------------------------------|--|
| Subconsultants | Gender/ Ethnicity | Business Inclusion Category | (%) of Total Invoiced | Amount Invoiced to Date |
| John Labib + Associates | | SBE | 8.40% | \$ 110,432.00 |
| Kaplan Gehring McCarroll Architectural Lighting, Inc. | | SBE | 1.40% | \$ 18,392.00 |
| KPJ Consulting | F/APA | WBE, SBE, EBE | 1.71% | \$ 22,500.00 |
| S & K Engineers | M/SAA | MBE | 11.47% | \$ 150,830.00 |
| Studio-MLA (formerly Mia Lehrer & Associates) | F/HA | WBE, SBE | 5.21% | \$ 68,544.00 |
| VCA Engineers, Inc. | M/APA | MBE | 2.99% | \$ 39,298.56 |
| Subtotal Subconsultant Participation | | | 31.18% | \$ 409,996.56 |
| Prime Participation | | | 68.82% | \$ 904,923.01 |
| Total Invoiced to Date | | | | \$1,314,919.57 |

| Table 65A: TOS No. 31 Total Subconsultant Participation | | | | | | |
|--|--------------|-------------|--------------|-------------|-------------|------------|
| Achieved | MBE | WBE | SBE | EBE | DVBE | OBE |
| (%) of Base Task | 14.46% | 6.92% | 16.72% | 1.71% | 0.00% | 0.00% |
| (\$ Amount) | \$190,128.56 | \$91,044.00 | \$219,868.00 | \$22,500.00 | \$0.00 | \$0.00 |

Note: Subconsultants may be certified in multiple certification categories; therefore, per the requirements of Executive Directive No. 14, the dollar amounts were credited toward multiple pledged participation categories.

Pledged participation including Amendment No. 1:

| Table 66: TOS No. 31 | | | | |
|--|------------------------------|--|----------------------------------|---------------------------------|
| Pledged Subconsultants | Gender/ Ethnicity | Business Inclusion Category | (%) of Total NTPs | Amount of Total NTPs |
| John Labib + Associates | | SBE | 8.30% | \$ 116,000 |
| Kaplan Gehring McCarroll Architectural Lighting, Inc. | | SBE | 1.73% | \$ 24,200 |
| KPJ Consulting | F/APA | WBE, SBE, EBE | 1.61% | \$ 22,500 |
| S & K Engineers | M/SAA | MBE | 13.70% | \$ 191,475 |
| Studio-MLA (formerly Mia Lehrer & Associates) | F/HA | WBE | 5.15% | \$ 72,000 |
| VCA Engineers, Inc. | M/APA | MBE | 2.95% | \$ 41,280 |
| Subtotal Subconsultant Participation | | | 33.45% | \$ 467,455 |
| Prime Participation | | | 66.55% | \$ 930,045 |
| Base Task | | | | \$1,397,500 |
| Reimbursables | | | | \$ 0 |
| Contingency | | | | \$ 114,500 |
| Total Task Budget Authority | | | | \$1,512,000 |

Department of Public Works
Bureau of Engineering
Bureau of Contract Administration
Joint Report No. 2

September 11, 2019
Page 55

| Table 66A: TOS No. 31 Total Subconsultant Participation | | | | | | |
|--|------------|------------|------------|------------|-------------|------------|
| Pledged | MBE | WBE | SBE | EBE | DVBE | OBE |
| (%) of Base Task | 16.66% | 6.76% | 11.64% | 1.61% | 0.00% | 0.00% |
| (\$ Amount) | \$232,755 | \$94,500 | \$162,700 | \$22,500 | \$0 | \$0 |

Note: Subconsultants may be certified in multiple certification categories; therefore, per the requirements of Executive Directive No. 14, the dollar amounts were credited toward multiple pledged participation categories.

Hollywood Gymnasium (TOS No. 50)

As of July 30, 2019, for TOS No. 50, Lehrer Architects LA, Inc. achieved actual participation levels of 0 percent MBE, 0 percent WBE, 0 percent SBE, 0 percent EBE, 0 percent DVBE, and 0 percent OBE. The BOE issued a NTP of \$149,693 to initiate the task order. The BOE intends to report to the Board to obtain approval for authorization of TOS No. 50 for full task order funding. Upon approval of contract Amendment No. 1 and approval by the Board, Lehrer Architects LA, Inc. has a projected pledged participation levels of 0 percent MBE, 0 percent WBE, 0 percent SBE, 0 percent EBE, 0 percent DVBE, and 0 percent OBE.

As of July 30, 2019, the MBE/WBE/SBE/EBE/DVBE/OBE subconsultant information for Lehrer Architects LA, Inc. was the following:

| Table 67: TOS No. 50 | | | | |
|---|------------------------------|--|--------------------------------------|--|
| Subconsultants | Gender/ Ethnicity | Business Inclusion Category | (%) of Total Invoiced | Amount Invoiced to Date |
| KPJ Consulting | F/APA | MBE, SBE, EBE | 0.00% | \$ 0 |
| Barbara L. Hall and Associates | F/C | WBE | 0.00% | \$ 0 |
| Verdical Group | | SBE, EBE | 0.00% | \$ 0 |
| S&K Engineers | | SBE, EBE | 0.00% | \$ 0 |
| Nours Engineering | | SBE | 0.00% | \$ 0 |
| Studio-MLA | F/HA | MBE, SBE | 0.00% | \$ 0 |
| Subtotal Subconsultant Participation | | | 0.00% | \$ 0 |
| Prime Participation | | | 0.00% | \$ 0 |
| Total Invoiced to Date | | | | \$ 0 |

| Table 67A: TOS No. 50 Total Subconsultant Participation | | | | | | |
|--|------------|------------|------------|------------|-------------|------------|
| Achieved | MBE | WBE | SBE | EBE | DVBE | OBE |
| (%) of Base Task | 0.00% | 0.00% | 0.00% | 0.00% | 0.00% | 0.00% |
| (\$ Amount) | \$0 | \$0 | \$0 | \$0 | \$0 | \$0 |

Note: Subconsultants may be certified in multiple certification categories; therefore, per the requirements of Executive Directive No. 14, the dollar amounts were credited toward multiple pledged participation categories.

Projected pledged participation including Amendment No. 1:

| Table 68: TOS No. 50 | | | | |
|--|------------------------------|--|----------------------------------|---------------------------------|
| Pledged Subconsultants | Gender/ Ethnicity | Business Inclusion Category | (%) of Total NTPs | Amount of Total NTPs |
| KPJ Consulting | F/APA | MBE, SBE, EBE | 0.17% | \$ 2,000 |
| Barbara L. Hall and Associates | F/C | WBE | 4.49% | \$ 53,586 |
| Verdical Group | | SBE, EBE | 6.16% | \$ 73,600 |
| S&K Engineers | | SBE, EBE | 13.39% | \$ 160,000 |
| Nours Engineering | | SBE | 7.12% | \$ 85,000 |
| Studio-MLA | F/HA | MBE, SBE | 14.74% | \$ 176,020 |
| Subtotal Subconsultant Participation | | | 46.06% | \$ 550,206 |
| Prime Participation | | | 53.94% | \$ 644,350 |
| Base Task | | | | \$1,194,556 |
| Reimbursables | | | | \$ 0 |
| Contingency | | | | \$ 0 |
| Projected Total Task Budget Authority | | | | \$1,194,556 |

| Table 68A: TOS No. 50 Projected Subconsultant Participation | | | | | | |
|--|------------|------------|------------|------------|-------------|------------|
| Pledged | MBE | WBE | SBE | EBE | DVBE | OBE |
| (%) of Base Task | 14.90% | 4.49% | 34.46% | 19.72% | 0.00% | 7.12% |
| (\$ Amount) | \$178,020 | \$53,586 | \$411,620 | \$235,600 | \$0 | \$85,000 |

Note: Subconsultants may be certified in multiple certification categories; therefore, per the requirements of Executive Directive No. 14, the dollar amounts were credited toward multiple pledged participation categories.

Echo Park Supportive Housing Feasibility Study (TOS No. 51)

As of July 30, 2019, for TOS No. 51, Lehrer Architects LA, Inc. achieved actual participation levels of 0.00 percent MBE, 9.30 percent WBE, 9.30 percent SBE, 9.30 percent EBE, 0.00 percent DVBE, and 0.00 percent OBE. Upon approval of contract Amendment No. 1, Lehrer Architects LA, Inc. has pledged participation levels of 0.00 percent MBE, 10.20 percent WBE, 10.20 percent SBE, 10.20 percent EBE, 0.00 percent DVBE, and 0.00 percent OBE.

As of July 30, 2019, the MBE/WBE/SBE/EBE/DVBE/OBE subconsultant information for Lehrer Architects LA, Inc. was the following:

| Table 69: TOS No. 51 | | | | |
|---|------------------------------|--|--------------------------------------|--|
| Subconsultants | Gender/ Ethnicity | Business Inclusion Category | (%) of Total Invoiced | Amount Invoiced to Date |
| KPJ Consulting | F/APA | WBE, SBE, EBE | 9.30% | \$ 4,000 |
| Subtotal Subconsultant Participation | | | 9.30% | \$ 4,000 |
| Prime Participation | | | 90.70% | \$39,000 |
| Total Invoiced to Date | | | | \$43,000 |

| Table 69A: TOS No. 31 Total Subconsultant Participation | | | | | | |
|--|------------|------------|------------|------------|-------------|------------|
| Achieved | MBE | WBE | SBE | EBE | DVBE | OBE |
| (%) of Base Task | 0.00% | 9.30% | 9.30% | 9.30% | 0.00% | 0.00% |
| (\$ Amount) | \$0 | \$4,000 | \$4,000 | \$4,000 | \$0 | \$0 |

Department of Public Works
Bureau of Engineering
Bureau of Contract Administration
Joint Report No. 2

September 11, 2019
Page 57

Note: Subconsultants may be certified in multiple certification categories; therefore, per the requirements of Executive Directive No. 14, the dollar amounts were credited toward multiple pledged participation categories.

Pledged participation including Amendment No. 1:

| Table 70: TOS No. 51 | | | | |
|---|------------------------------|--|----------------------------------|---------------------------------|
| Pledged Subconsultants | Gender/ Ethnicity | Business Inclusion Category | (%) of Total NTPs | Amount of Total NTPs |
| KPJ Consulting | F/APA | WBE, SBE, EBE | 10.20% | \$ 5,000 |
| Subtotal Subconsultant Participation | | | 10.20% | \$ 5,000 |
| Prime Participation | | | 89.80% | \$44,000 |
| Base Task | | | | \$49,000 |
| Reimbursables | | | | \$ 0 |
| Contingency | | | | \$ 1,000 |
| Total Task Budget Authority | | | | \$50,000 |

| Table 70A: TOS No. 51 Total Subconsultant Participation | | | | | | |
|--|------------|------------|------------|------------|-------------|------------|
| Pledged | MBE | WBE | SBE | EBE | DVBE | OBE |
| (%) of Base Task | 0.00% | 10.20% | 10.20% | 10.20% | 0.00% | 0.00% |
| (\$ Amount | \$0 | \$5,000 | \$5,000 | \$5,000 | \$0 | \$0 |

Note: Subconsultants may be certified in multiple certification categories; therefore, per the requirements of Executive Directive No. 14, the dollar amounts were credited toward multiple pledged participation categories.

M. Arthur Gensler Jr. & Associates, Inc. (CO124805)

M. Arthur Gensler Jr. & Associates, Inc. has been issued two task orders under the current contract TOS No. 1 (the Design Competition for the Los Angeles Convention Center Expansion Project). This task has been completed. The firm was recently awarded TOS No.52A/340L (Hollywood Walk of Fame Design Services) and TOS No. 55 (Madrid Theatre Renovations).

Since contract execution, M. Arthur Gensler Jr. & Associates, Inc. has added seven subconsultants to their Schedule A, including Conventional Wisdom; Lehrer Architects LA, Inc.; Summit Consulting and Engineering; and The Mobility Group. The reason for the addition of these four subconsultants was to prepare for the firm's entry for the Design Competition for the Los Angeles Convention Center Expansion Project. Three additional subconsultants, DCE Civil Engineering Group, Leland Saylor Associates, and Sam Schwartz Engineering, D.P.C., were added for the Hollywood Walk of Fame Design Services Task Order.

As of July 30, 2019, the MBE/WBE/SBE/EBE/DVBE/OBE subconsultant information for M. Arthur Gensler Jr. & Associates, Inc. was the following:

Design Competition for the Los Angeles Convention Center Expansion (TOS No. 1)

For TOS No. 01, M. Arthur Gensler Jr. & Associates, Inc. achieved actual participation levels of 18 percent MBE, 4 percent WBE, 45 percent SBE, 7 percent EBE, 3 percent DVBE, and 5 percent OBE. This task order was completed on March 22, 2016.

For this task order the MBE/WBE/SBE/EBE/DVBE/OBE subconsultant information for Arthur Gensler Jr. & Associates, Inc. was the following:

| Table 71: TOS No. 1 | | | | |
|---|------------------------------|--|--------------------------------------|--|
| Subconsultants | Gender/ Ethnicity | Business Inclusion Category | (%) of Total Invoiced | Amount Invoiced to Date |
| Conventional Wisdom | | OBE | 3.50% | \$ 7,000 |
| Clarke Project Solutions | | SBE, EBE, DVBE | 3.00% | \$ 6,000 |
| Lehrer Architects LA, Inc. | | SBE | 20.00% | \$ 40,000 |
| Studio-MLA (formerly Mia Lehrer & Associates) | F/HA | MBE, SBE | 18.00% | \$ 36,000 |
| Summit Consulting & Engineering | F/HA | WBE, SBE, EBE | 4.00% | \$ 8,000 |
| The Mobility Group | | OBE | 1.50% | \$ 3,000 |
| Subtotal Subconsultant Participation | | | 50.00% | \$100,000 |
| Prime Participation | | | 50.00% | \$100,000 |
| Total Invoiced to Date | | | | \$200,000 |

| Table 71A: TOS No. 1 Total Subconsultant Participation | | | | | | |
|---|------------|------------|------------|------------|-------------|------------|
| Achieved | MBE | WBE | SBE | EBE | DVBE | OBE |
| (%) of Base Task | 18% | 4% | 45% | 7% | 3% | 5% |
| (\$ Amount) | \$36,000 | \$8,000 | \$90,000 | \$14,000 | \$6,000 | \$10,000 |

Note: Subconsultants may be certified in multiple certification categories; therefore, per the requirements of Executive Directive No. 14, the dollar amounts were credited toward multiple pledged participation categories.

Hollywood Walk of Fame Design Services (TOS No. 52A/340L)

As of July 30, 2019, for TOS No. 52A/340L, M. Arthur Gensler Jr. & Associates, Inc. achieved actual participation levels 0 percent MBE, 0 percent WBE, 0 percent SBE, 0 percent EBE, 0 percent DVBE, and 0 percent OBE. The BOE issued to the firm the NTP on June 6, 2019 for \$138,000 to initiate the task order. Invoices are pending. Upon approval of contract Amendment No. 1, M. Arthur Gensler Jr. & Associates, Inc. has pledged participation levels of 5.07 percent MBE, 1.09 percent WBE, 26.33 percent SBE, 18.22 percent EBE, 3.04 percent DVBE, and 8.96 percent OBE. The BOE intends to report to the Board to obtain approval for authorization of TOS No. 52A/340L for additional funding.

As of July 30, 2019, the MBE/WBE/SBE/EBE/DVBE/OBE subconsultant information for M. Arthur Gensler Jr. & Associates, Inc. was the following:

| Table 72: TOS No. 52A/340L | | | | |
|-----------------------------------|------------------------------|--|--------------------------------------|--|
| Subconsultants | Gender/ Ethnicity | Business Inclusion Category | (%) of Total Invoiced | Amount Invoiced to Date |

Department of Public Works
Bureau of Engineering
Bureau of Contract Administration
Joint Report No. 2

September 11, 2019
Page 59

| | | | | |
|---|------|-----------|--------------|-------------|
| Studio-MLA (formerly Mia Lehrer & Associates) | F/HA | MBE, SBE | 0.00% | \$ 0 |
| DCA Civil Engineering Group | | SBE, EBE | 0.00% | \$ 0 |
| Leland Saylor Associates | | DVBE, SBE | 0.00% | \$ 0 |
| Historic Resource Group | F/C | WBE | 0.00% | \$ 0 |
| Sam Schwartz Engineering, D.P.C. | | OBE | 0.00% | \$ 0 |
| Subtotal Subconsultant Participation | | | 0.00% | \$ 0 |
| Prime Participation | | | 0.00% | \$ 0 |
| Total Invoiced to Date | | | | \$ 0 |

| Table 72A: TOS No. 52A/340L Total Subconsultant Participation | | | | | | |
|--|------------|------------|------------|------------|-------------|------------|
| Achieved | MBE | WBE | SBE | EBE | DVBE | OBE |
| (%) of Base Task | 0.00% | 0.00% | 0.00% | 0.00% | 0.00% | 0.00% |
| (\$ Amount) | \$0 | \$0 | \$0 | \$0 | \$0 | \$0 |

Note: Subconsultants may be certified in multiple certification categories; therefore, per the requirements of Executive Directive No. 14, the dollar amounts were credited toward multiple pledged participation categories.

Pledged participation including Amendment No. 1:

| Table 73: TOS No. 52A/340L | | | | |
|---|------------------------------|--|----------------------------------|---------------------------------|
| Pledged Subconsultants | Gender/ Ethnicity | Business Inclusion Category | (%) of Total NTPs | Amount of Total NTPs |
| Studio-MLA (formerly Mia Lehrer & Associates) | F/HA | MBE, SBE | 5.07% | \$ 7,000 |
| DCA Civil Engineering Group | | SBE, EBE | 18.22% | \$ 25,140 |
| Leland Saylor Associates | | DVBE, SBE | 3.04% | \$ 4,200 |
| Historic Resource Group | F/C | WBE | 1.09% | \$ 1,500 |
| Sam Schwartz Engineering, D.P.C. | | OBE | 8.96% | \$ 12,361 |
| Subtotal Subconsultant Participation | | | 36.38% | \$ 50,201 |
| Prime Participation | | | 63.62% | \$ 87,799 |
| Base Task | | | | \$138,000 |
| Reimbursables | | | | \$ 0 |
| Contingency | | | | \$ 10,000 |
| Total Task Budget Authority | | | | \$148,000 |

| Table 73A: TOS No. 52A/340L Subconsultant Participation | | | | | | |
|--|------------|------------|------------|------------|-------------|------------|
| Pledged | MBE | WBE | SBE | EBE | DVBE | OBE |
| (%) of Base Task | 5.07% | 1.09% | 26.33% | 18.22% | 3.04% | 8.96% |
| (\$ Amount) | \$7,000 | \$1,500 | \$36,340 | \$25,140 | \$4,200 | \$12,361 |

Note: Subconsultants may be certified in multiple certification categories; therefore, per the requirements of Executive Directive No. 14, the dollar amounts were credited toward multiple pledged participation categories.

Madrid Theatre Renovations (TOS No. 55)

As of July 30, 2019, for the proposed award of TOS No. 55 to M. Arthur Gensler Jr. & Associates, Inc. achieved actual participation levels 0 percent MBE, 0 percent WBE, 0 percent SBE, 0 percent EBE, 0 percent DVBE, and 0 percent OBE. On June 25, 2019,

the BOE issued a NTP of \$145,666 to M. Arthur Gensler Jr. & Associates, Inc. to initiate the task. The BOE intends to report to the Board to obtain approval for authorization of TOS No. 55 for an amount of approximately \$748,710. Upon approval of contract Amendment No. 1 and with approval of the Board, M. Arthur Gensler Jr. & Associates, Inc. is projected to have pledged participation levels of 29.45 percent MBE, 4.21 percent WBE, 46.35 percent SBE, 43.89 percent EBE, 8.41 percent DVBE, and 17.19 percent OBE.

As of July 30, 2019, the MBE/WBE/SBE/EBE/DVBE/OBE subconsultant information for M. Arthur Gensler Jr. & Associates, Inc. was the following:

| Table 74: TOS No. 55 | | | | |
|---|------------------------------|--|--------------------------------------|--|
| Subconsultants | Gender/ Ethnicity | Business Inclusion Category | (%) of Total Invoiced | Amount Invoiced to Date |
| KGM Architectural Lighting | | OBE | 0.00% | \$ 0 |
| KPJ Consulting | F/APA | WBE, SBE, EBE | 0.00% | \$ 0 |
| Logic Technology Consulting Group | M/SAA | MBE, SBE, EBE, DVBE | 0.00% | \$ 0 |
| Structural Focus | | SBE, EBE | 0.00% | \$ 0 |
| S Y Lee Associates, Inc. | M/APA | MBE, SBE, EBE | 0.00% | \$ 0 |
| TheatreDNA | | OBE | 0.00% | \$ 0 |
| Veneklasen Associates | | SBE | 0.00% | \$ 0 |
| Subtotal Subconsultant Participation | | | 0.00% | \$ 0 |
| Prime Participation | | | 0.00% | \$ 0 |
| Total Invoiced to Date | | | | \$ 0 |

| Table 74A: TOS No. 55 Total Subconsultant Participation | | | | | | |
|--|------------|------------|------------|------------|-------------|------------|
| Achieved | MBE | WBE | SBE | EBE | DVBE | OBE |
| (%) of Base Task | 0.00% | 0.00% | 0.00% | 0.00% | 0.00% | 0.00% |
| (\$ Amount) | \$0 | \$0 | \$0 | \$0 | \$0 | \$0 |

Note: Subconsultants may be certified in multiple certification categories; therefore, per the requirements of Executive Directive No. 14, the dollar amounts were credited toward multiple pledged participation categories. Projected Pledge participation including Amendment No. 1:

| Table 75: TOS No. 55 | | | | |
|---|------------------------------|--|----------------------------------|---------------------------------|
| Pledged Subconsultants | Gender/ Ethnicity | Business Inclusion Category | (%) of Total NTPs | Amount of Total NTPs |
| KGM Architectural Lighting | | OBE | 2.80% | \$ 20,000 |
| KPJ Consulting | F/APA | WBE/SBE EBE | 4.21% | \$ 30,000 |
| Logic Technology Consulting Group | M/SAA | MBE/SBE EBE/ DVBE | 8.41% | \$ 60,000 |
| Structural Focus | | SBE/EBE | 10.24% | \$ 73,000 |
| S Y Lee Associates, Inc. | M/APA | MBE/SBE EBE | 21.04% | \$150,010 |
| TheatreDNA | | OBE | 14.39% | \$102,600 |
| Veneklasen Associates | | SBE | 2.45% | \$ 17,500 |
| Subtotal Subconsultant Participation | | | 63.54% | \$453,110 |
| Prime Participation | | | 36.46% | \$260,000 |

September 11, 2019
Page 61

| | |
|--|------------------|
| Base Task | \$713,110 |
| Reimbursables | \$ 35,600 |
| Contingency | \$ 0 |
| Projected Total Task Budget Authority | \$748,710 |

| Table 75A: TOS No. 55 Projected Subconsultant Participation | | | | | | |
|--|------------|------------|------------|------------|-------------|------------|
| Pledged | MBE | WBE | SBE | EBE | DVBE | OBE |
| (%) of Base Task | 29.45% | 4.21% | 46.35% | 43.89% | 8.41% | 17.19% |
| (\$) Amount | \$210,010 | \$30,000 | \$330,510 | \$313,010 | \$60,000 | \$122,600 |

Note: Subconsultants may be certified in multiple certification categories; therefore, per the requirements of Executive Directive No. 14, the dollar amounts were credited toward multiple pledged participation categories.

Paul Murdoch Architects APC (CO124804)

Paul Murdoch Architects APC has been issued one TOS under the current contract, TOS No. 36 (Boyle Heights Sports Center). Since contract execution, Paul Murdoch Architects APC has added two subconsultants to their Schedule A, including IMEG Corp and Moore Iacofano Goltsman, Inc. (MIG). IMEG Corp was added due to the merger of former Schedule A subconsultant TTG Engineers. Moore Iacofano Goltsman, Inc. (MIG) was added due to the acquisition of former Schedule A subconsultant AHBE Landscape.

Boyle Heights Sports Center (TOS No. 36)

As of July 30, 2019, for TOS No. 36, Paul Murdoch Architects APC achieved actual participation levels of 10.22 percent MBE, 2.22 percent WBE, 3.29 percent SBE, 0.00 percent EBE, 0.00 percent DVBE, and 33.77 percent OBE. Upon approval of contract Amendment No. 1, Paul Murdoch Architects APC has pledged participation levels of 13.54 percent MBE, 5.73 percent WBE, 8.99 percent SBE, 0.00 percent EBE, 0.00 percent DVBE, and 44.62 percent OBE. Subconsultant Chew Specifications is no longer in business. The original pledged participation amount for Chew Specifications of \$18,500 has been reallocated to the Task Order's contingency.

As of July 30, 2019, the MBE/WBE/SBE/EBE/DVBE/OBE subconsultant information for Paul Murdoch Architects APC was the following:

| Table 76: TOS No. 36 | | | | |
|------------------------------------|------------------------------|--|--------------------------------------|------------------------------------|
| Subconsultants | Gender/ Ethnicity | Business Inclusion Category | (%) of Total Invoiced | Amount Invoiced to Date |
| C.P. O'Halloran Associates | | OBE | 4.11% | \$ 5,000 |
| Chew Specifications | | OBE | 0.00% | \$ 0.00 |
| Engineering Economics | | OBE | 1.91% | \$ 2,320 |
| IMEG Corp (formerly TTG Engineers) | | OBE | 10.05% | \$ 12,214.80 |
| Katherine Padilla & Associates | F/HA | WBE | 2.22% | \$ 2,700 |

| | | | | |
|---|-------|---------|---------------|---------------------|
| Moore Iacofano Goltsman, Inc. (formerly AHBE Landscape Architects) | | OBE | 0.00% | \$ 0 |
| AHBE Landscape Architects | M/APA | MBE | 5.04% | \$ 6,125 |
| Stantec Consulting Services, Inc. | | OBE | 17.69% | \$ 21,501 |
| TTG Engineers (see IMEG Corp) | M/SAA | MBE | 0.00% | \$ 0 |
| Viniegra & Viniegra Architecture | F/APA | WBE/SBE | 0.00% | \$ 0 |
| WHL Consulting Engineers, Inc. | M/APA | MBE | 5.18% | \$ 6,300 |
| Zinner Consulting | | SBE | 3.29% | \$ 4,000 |
| Subtotal Subconsultant Participation | | | 49.50% | \$ 60,160.80 |
| Prime Participation | | | 50.50% | \$ 61,365.61 |
| Total Invoiced to Date | | | | \$121,526.41 |

| Table 76A: TOS No. 36 Total Subconsultant Participation | | | | | | |
|--|------------|------------|------------|------------|-------------|-------------|
| Achieved | MBE | WBE | SBE | EBE | DVBE | OBE |
| (%) of Base Task | 10.22% | 2.22% | 3.29% | 0.00% | 0.00% | 33.77% |
| (\$) Amount | \$12,425 | \$2,700 | \$4,000 | \$0 | \$0 | \$41,035.80 |

Note: Subconsultants may be certified in multiple certification categories; therefore, per the requirements of Executive Directive No. 14, the dollar amounts were credited toward multiple pledged participation categories.

Pledged participation including Amendment No. 1:

| Table 77: TOS No. 36 | | | | |
|---|------------------------------|--|----------------------------------|---------------------------------|
| Pledged Subconsultants | Gender/ Ethnicity | Business Inclusion Category | (%) of Total NTPs | Amount of Total NTPs |
| C.P.O'Halloran Associates | | OBE | 3.09% | \$ 22,000 |
| Chew Specifications | | OBE | 0.00% | \$ 0 |
| Engineering Economics | | OBE | 4.55% | \$ 32,365 |
| IMEG Corp (formerly TTG Engineers) | | OBE | 17.27% | \$ 122,950 |
| Katherine Padilla & Associates | F/HA | WBE | 1.24% | \$ 8,810 |
| Moore Iacofano Goltsman, Inc. (formerly AHBE Landscape Architects) | | OBE | 4.95% | \$ 35,275 |
| AHBE Landscape Architects | M/APA | MBE | 0.86% | \$ 6,125 |
| Stantec Consulting Services, Inc. | | OBE | 17.12% | \$ 121,862 |
| TTG Engineers (see IMEG Corp) | M/SAA | MBE | 0.00% | \$ 0 |
| Viniegra & Viniegra Architecture | F/APA | WBE SBE | 4.49% | \$ 32,000 |
| WHL Consulting Engineers, Inc. | M/APA | MBE | 7.73% | \$ 55,000 |
| Zinner Consulting | | SBE | 4.49% | \$ 32,000 |
| Subtotal Subconsultant Participation | | | 65.79% | \$ 468,387 |
| Prime Participation | | | 34.21% | \$ 243,568 |

Department of Public Works
Bureau of Engineering
Bureau of Contract Administration
Joint Report No. 2

September 11, 2019
Page 63

| | |
|------------------------------------|--------------------|
| Base Task | \$ 711,955 |
| Reimbursables | \$ 0 |
| Contingency | \$ 288,045* |
| Total Task Budget Authority | \$1,000,000 |

*\$18,500 from subconsultant Chew Specifications reallocated to contingency.

| Table 77A: TOS No. 36 Total Subconsultant Participation | | | | | | |
|--|------------|------------|------------|------------|-------------|------------|
| Pledged | MBE | WBE | SBE | EBE | DVBE | OBE |
| (%) of Base Task | 8.59% | 5.73% | 8.99% | 0% | 0% | 46.98% |
| (\$) Amount | \$61,125 | \$40,810 | \$64,000 | \$0 | \$0 | \$334,452 |

Note: Subconsultants may be certified in multiple certification categories; therefore, per the requirements of Executive Directive No. 14, the dollar amounts were credited toward multiple pledged participation categories.

Perkins + Will, Inc. (CO124699)

Perkins + Will, Inc. has been issued five Task Orders under the current contract including the completed TOS No. 19 (Lincoln Heights Jail Adaptive Re-Use Study Report Update).

Task Orders (TOS No. 41.1) involving the Emergency Bridge Housing Program are not subject to BIP subconsultant utilization reporting per Mayor's Office waiver. Multiple Emergency Bridge Housing projects have been assigned to this consultant and the work is ongoing. The total Notices to Proceed amount for Bridge Home Task Orders is \$966,528 and a total of \$895,137 has been invoiced to date. It is critical that contract CO124699 be amended in order for Perkins + Will, Inc. to continue working on Emergency Bridge Housing projects without lapses to this contract.

There are active three Task Orders including TOS No. 37 (L.A. Street Civic Building Programming and Performance Specifications), TOS No. 41.4 (CD15 Homeless Storage Center), and TOS No. 54 (Destination Crenshaw). Since contract execution, Perkins + Will, Inc. has added thirteen subconsultants to their Schedule A. Perkins + Will, Inc. added Andrew Wilson Consulting, GPA Consulting, Gwynne Pugh Urban Studio, Inc., Lerch Bates, Inc., Moore Iacofano Goltsman, Inc. (MIG) formerly AHBE Landscape, Nelson/Nygaard Consulting Associates, Inc., R. Steele Consulting Inc., Selbert Perkins Design Collaborative, TERP Consulting, The Robert Group, and Webb Design for the L.A. Street Civic Building Programming and Performance Specifications Task Order. Perkins + Will, Inc. added Leland Saylor Associates for the L.A. Street Civic Building Programming and Performance Specifications Task Order and the CD15 Homeless Storage Center Task Order. Perkins + Will, Inc. added KPFF Consulting Engineers for the sole source Destination Crenshaw Task Order.

Lincoln Heights Jail Adaptive Re-Use Study Report Update (TOS No. 19)

For TOS No. 19, completed on December 31, 2016, Perkins + Will, Inc. achieved actual participation levels of 20.0 percent MBE, 0.0 percent WBE, 5.33 percent SBE, 5.33 percent EBE, 0.0 percent DVBE, and 36.37 percent OBE.

As of the December 31, 2016 completion date, the MBE/WBE/SBE/EBE/DVBE/OBE subconsultant information for Perkins + Will, Inc. was the following:

| Table 78: TOS No. 19 | | | | |
|--|------------------------------|--|--------------------------------------|------------------------------------|
| Subconsultants | Gender/ Ethnicity | Business Inclusion Category | (%) of Total Invoiced | Amount Invoiced to Date |
| Construction Cost Consultants | F/SAA | MBE | 9.33% | \$ 7,000 |
| D'Autremont-Helms & Associates, Inc. DBA DHA + Calpec | M / APA | MBE | 5.33% | \$ 4,000 |
| Historic Resources Group | | OBE | 3.33% | \$ 2,500 |
| Jensen Hughes | | OBE | 7.33% | \$ 5,500 |
| Thornton Tomasetti | | OBE | 26.00% | \$19,500 |
| VCA Engineering, Inc. | M/APA | MBE/SBE EBE | 5.33% | \$ 4,000 |
| Subtotal Subconsultant Participation | | | 56.67% | \$42,500 |
| Prime Participation | | | 43.33% | \$32,500 |
| Total Invoiced to Date | | | | \$75,000 |

| Table 78A: TOS No. 54 Total Subconsultant Participation | | | | | | |
|--|------------|------------|------------|------------|-------------|------------|
| Achieved | MBE | WBE | SBE | EBE | DVBE | OBE |
| (%) of Base Task | 20.00% | 0.0% | 5.33% | 5.33% | 0% | 36.67% |
| (\$) Amount | \$15,000 | \$0 | \$4,000 | \$4,000 | \$0 | \$27,500 |

Note: Subconsultants may be certified in multiple certification categories; therefore, per the requirements of Executive Directive No. 14, the dollar amounts were credited toward multiple pledged participation categories.

L.A. Street Civic Building Programming and Performance Specifications (TOS No. 37)

As of July 30, 2019, for TOS No. 37, Perkins + Will, Inc. achieved actual participation levels of 12.44 percent MBE, 4.99 percent WBE, 13.71 percent SBE, 11.84 percent EBE, 1.73 percent DVBE, and 30.38 percent OBE. Upon approval of contract Amendment No. 1, Perkins + Will, Inc. has pledged participation levels of 10.91 percent MBE, 4.11 percent WBE, 15.40 percent SBE, 13.79 percent EBE, 2.12 percent DVBE, and 30.41 percent OBE.

As of July 30, 2019, the MBE/WBE/SBE/EBE/DVBE/OBE subconsultant information for Perkins + Will, Inc. was the following:

| Table 79: TOS No. 37 | | | | |
|---|------------------------------|--|--------------------------------------|------------------------------------|
| Subconsultants | Gender/ Ethnicity | Business Inclusion Category | (%) of Total Invoiced | Amount Invoiced to Date |
| Andrew Wilson Consulting | | OBE | 2.79% | \$ 31,720 |
| D'Autremont-Helms & Associates, Inc. DBA DHA + Calpec | M/APA | MBE/SBE EBE | 5.56% | \$ 63,225 |
| Glumac | | OBE | 4.07% | \$ 46,365 |
| GPA Consulting | F/HA | WBE/SBE EBE | 0.40% | \$ 4,500 |

Department of Public Works
Bureau of Engineering
Bureau of Contract Administration
Joint Report No. 2

September 11, 2019
Page 65

| | | | | |
|---|-------|-------------|---------------|-----------------------|
| Guidepost Solutions | | OBE | 1.17% | \$ 13,319 |
| Gwynne Pugh Urban Studio, Inc. | | SBE EBE | 2.53% | \$ 28,750 |
| Leland Saylor Associates | | DVBE | 1.73% | \$ 19,680 |
| Lerch Bates, Inc. | | OBE | 1.51% | \$ 17,130 |
| Moore Iacofano Goltsman, Inc. (MIG) formerly AHBE Landscape | | OBE | 0.00% | \$ 0 |
| AHBE Landscape | M/APA | MBE/SBE EBE | 3.36% | \$ 38,245 |
| Nelson/Nygaard Consulting Associates, Inc. | | OBE | 3.33% | \$ 37,935 |
| R. Steele Consulting, Inc. | | OBE | 14.67% | \$ 166,900 |
| Selbert Perkins Design Collaborative | F/C | WBE/SBE | 1.88% | \$ 21,356 |
| TERP Consulting | | OBE | 0.62% | \$ 7,025 |
| The Robert Group | F/AA | WBE | 2.72% | \$ 30,910 |
| Thornton Tomasetti | | OBE | 2.22% | \$ 25,290 |
| VCA Engineers, Inc. | M/APA | MBE | 3.52% | \$ 40,070 |
| Veneklasen | | SBE/EBE | 0.00% | \$ 0 |
| Webb Design | | OBE | 0.00% | \$ 0 |
| Subtotal Subconsultant Participation | | | 52.06% | \$ 592,420 |
| Prime Participation | | | 47.94% | \$ 545,615.36 |
| Total Invoiced to Date | | | | \$1,138,035.36 |

| Table 79A: TOS No. 37 Total Subconsultant Participation | | | | | | |
|--|------------|------------|------------|------------|-------------|------------|
| Achieved | MBE | WBE | SBE | EBE | DVBE | OBE |
| (%) of Base Task | 12.44% | 4.99% | 1.71% | 11.84% | 1.73% | 30.38% |
| (\$) Amount | \$141,540 | \$56,766 | \$156,076 | \$134,720 | \$19,680 | \$345,684 |

Note: Subconsultants may be certified in multiple certification categories; therefore, per the requirements of Executive Directive No. 14, the dollar amounts were credited toward multiple pledged participation categories.

Pledged participation including Amendment No. 1:

| Table 80: TOS No. 37 | | | | |
|---|--------------------------|------------------------------------|--------------------------|-----------------------------|
| Pledged Subconsultants | Gender/ Ethnicity | Business Inclusion Category | (%) of Total NTPs | Amount of Total NTPs |
| Andrew Wilson Consulting | | OBE | 2.33% | \$ 36,000 |
| D'Autremont-Helms & Associates, Inc. DBA DHA + Calpec | M/APA | MBE/SBE EBE | 4.85% | \$ 75,000 |
| Glumac | | OBE | 3.56% | \$ 55,000 |
| GPA Consulting | F/HA | WBE/SBE EBE | 0.29% | \$ 4,500 |
| Guidepost Solutions | | OBE | 1.02% | \$ 15,800 |

| | | | | |
|---|-------|----------------|---------------|--------------------|
| Gwynne Pugh Urban Studio, Inc. | | SBE/EBE | 2.26% | \$ 35,000 |
| Leland Saylor Associates | | SBE DVBE | 2.12% | \$ 32,800 |
| Lerch Bates, Inc. | | OBE | 1.29% | \$ 20,000 |
| Moore Iacofano Goltsman, Inc. (MIG) formerly AHBE Landscape | | OBE | 0.52% | \$ 7,955 |
| AHBE Landscape | M/APA | MBE | 2.51% | \$ 38,245 |
| Nelson/Nygaard Consulting Associates, Inc. | | OBE | 2.88% | \$ 44,500 |
| R. Steele Consulting, Inc. | | OBE | 15.58% | \$ 241,000 |
| Selbert Perkins Design Collaborative | F/C | WBE SBE | 1.62% | \$ 25,000 |
| TERP Consulting | | OBE | 0.52% | \$ 8,000 |
| The Robert Group | F/AA | WBE | 2.20% | \$ 34,000 |
| Thornton Tomasetti | | OBE | 1.94% | \$ 30,000 |
| VCA Engineers, Inc. | M/APA | MBE SBE EBE | 3.07% | \$ 47,538 |
| Veneklasen | | SBE | 0.32% | \$ 5,000 |
| Webb Design | | OBE | 1.29% | \$ 20,000 |
| Subtotal Subconsultant Participation | | | 50.14% | \$ 775,368 |
| Prime Participation | | | 49.86% | \$ 771,141 |
| Base Task | | | | \$1,546,509 |
| Reimbursables | | | | \$ 0 |
| Contingency | | | | \$ 53,491 |
| Total Task Budget Authority | | | | \$1,600,000 |

| Table 80A: TOS No. 37 Total Subconsultant Participation | | | | | | |
|--|------------|------------|------------|------------|-------------|------------|
| Pledged | MBE | WBE | SBE | EBE | DVBE | OBE |
| (%) of Base Task | 10.91% | 4.11% | 15.40% | 13.79% | 2.12% | 31.41% |
| (\$) Amount | \$168,738 | \$63,530 | \$238,238 | \$213,238 | \$32,800 | \$479,300 |

Note: Subconsultants may be certified in multiple certification categories; therefore, per the requirements of Executive Directive No. 14, the dollar amounts were credited toward multiple pledged participation categories.

Council District No. 15 Homeless Storage Center (TOS No. 41.4)

As of July 30, 2019, for TOS No. 41.4, Perkins + Will, Inc. achieved actual participation levels of 23.66 percent MBE, 3.12 percent WBE, 19.22 percent SBE, 19.252 percent EBE, 3.90 percent DVBE, and 0.00 percent OBE. Upon approval of contract Amendment No. 1, Perkins + Will, Inc. has pledged participation levels of 15.76 percent MBE, 3.60 percent WBE, 18.64 percent SBE, 7.56 percent EBE, 2.88 percent DVBE, and 7.20 percent OBE.

As of July 30, 2019, the MBE/WBE/SBE/EBE/DVBE/OBE subconsultant information for Perkins + Will, Inc. was the following:

Department of Public Works
Bureau of Engineering
Bureau of Contract Administration
Joint Report No. 2

September 11, 2019
Page 67

| Table 81: TOS No. 41.4 | | | | |
|---|------------------------------|--|--------------------------------------|------------------------------------|
| Subconsultants | Gender/ Ethnicity | Business Inclusion Category | (%) of Total Invoiced | Amount Invoiced to Date |
| Cornerstone Studios, Inc. | F/APA | WBE/SBE EBE | 3.12% | \$ 6,400 |
| D'Autremont-Helms & Associates, Inc. DBA DHA + Calpec | M/APA | MBE/SBE EBE | 7.91% | \$ 16,200 |
| Englekirk Institutional, Inc. formerly Englekirk & Sabol Consulting Structural Engineers, Inc. | | MBE | 7.57% | \$ 15,500 |
| Leland Saylor Associates | | DVBE | 3.90% | \$ 8,000 |
| VCA Engineers, Inc. | M/APA | MBE/SBE EBE | 8.18% | \$ 16,766 |
| Subtotal Subconsultant Participation | | | 30.69% | \$ 62,866 |
| Prime Participation | | | 69.31% | \$142,000 |
| Total Invoiced to Date | | | | \$204,866 |

| Table 81A: TOS No. 41.4 Total Subconsultant Participation | | | | | | |
|--|------------|------------|------------|------------|-------------|------------|
| Achieved | MBE | WBE | SBE | EBE | DVBE | OBE |
| (%) of Base Task | 23.66% | 3.12% | 19.22% | 19.22% | 3.90% | 0.00% |
| (\$) Amount | \$46,466 | \$6,400 | \$39,366 | \$39,366 | \$8,000 | \$0.00 |

Note: Subconsultants may be certified in multiple certification categories; therefore, per the requirements of Executive Directive No. 14, the dollar amounts were credited toward multiple pledged participation categories. Pledged participation including Amendment No. 1:

| Table 82: TOS No. 41.4 | | | | |
|---|------------------------------|--|----------------------------------|---------------------------------|
| Pledged Subconsultants | Gender/ Ethnicity | Business Inclusion Category | (%) of Total NTPs | Amount of Total NTPs |
| Cornerstone Studios, Inc. | F/APA | WBE | 3.60% | \$ 10,000 |
| D'Autremont-Helms & Associates, Inc. DBA DHA + Calpec | M/APA | MBE SBE/EBE | 7.56% | \$ 21,000 |
| Englekirk Institutional, Inc. formerly Englekirk & Sabol Consulting Structural Engineers, Inc. | | OBE | 7.20% | \$ 20,000 |
| Leland Saylor Associates | | SBE DVBE | 2.88% | \$ 8,000 |
| VCA Engineers, Inc. | M/APA | MBE SBE | 8.20% | \$ 22,766 |
| Subtotal Subconsultant Participation | | | 29.44% | \$ 81,766 |
| Prime Participation | | | 70.56% | \$196,010 |

| | |
|------------------------------------|------------------|
| Base Task | \$277,776 |
| Reimbursables | \$ 0 |
| Contingency | \$ 98,356 |
| Total Task Budget Authority | \$376,132 |

| Table 82A: TOS No. 41.4 Total Subconsultant Participation | | | | | | |
|--|------------|------------|------------|------------|-------------|------------|
| Pledged | MBE | WBE | SBE | EBE | DVBE | OBE |
| (%) of Base Task | 15.76% | 3.60% | 18.64% | 7.56% | 2.88% | 7.20% |
| (\$ Amount) | \$43,766 | \$10,000 | \$51,766 | \$21,000 | \$8,000 | \$20,000 |

Note: Subconsultants may be certified in multiple certification categories; therefore, per the requirements of Executive Directive No. 14, the dollar amounts were credited toward multiple pledged participation categories.

Destination Crenshaw (TOS No. 54)

As of July 30, 2019, for TOS No. 54, Perkins + Will, Inc. achieved actual participation levels of 46.50 percent MBE, 0.0 percent WBE, 46.50 percent SBE, 0.0 percent EBE, 0.0 percent DVBE, and 51.85 percent OBE. Upon approval of contract Amendment No. 1, Perkins + Will, Inc. has pledged participation levels of 34.97 percent MBE, 0.0 percent WBE, 34.97 percent SBE, 0.0 percent EBE, 0.0 percent DVBE, and 63.02 percent OBE.

As of July 30, 2019, the MBE/WBE/SBE/EBE/DVBE/OBE subconsultant information for Perkins + Will, Inc. was the following:

| Table 83: TOS No. 54 | | | | |
|---|------------------------------|--|--------------------------------------|------------------------------------|
| Subconsultants | Gender/ Ethnicity | Business Inclusion Category | (%) of Total Invoiced | Amount Invoiced to Date |
| KPFF Consulting Engineers | | OBE | 51.85% | \$422,900 |
| Studio-MLA | F / HA | MBE SBE | 46.50% | \$379,300 |
| Subtotal Subconsultant Participation | | | 98.34% | \$802,200 |
| Prime Participation | | | 1.66% | \$13,500 |
| Total Invoiced to Date | | | | \$815,700 |

| Table 83A: TOS No. 54 Total Subconsultant Participation | | | | | | |
|--|------------|------------|------------|------------|-------------|------------|
| Achieved | MBE | WBE | SBE | EBE | DVBE | OBE |
| (%) of Base Task | 46.50% | 0% | 46.50% | 0% | 0% | 51.85% |
| (\$ Amount) | \$379,300 | \$0 | \$379,300 | \$0 | \$0 | \$422,900 |

Note: Subconsultants may be certified in multiple certification categories; therefore, per the requirements of Executive Directive No. 14, the dollar amounts were credited toward multiple pledged participation categories.

Pledged participation including Amendment No. 1:

| Table 84: TOS No. 54 | | | | |
|---|------------------------------|--|----------------------------------|---------------------------------|
| Pledged Subconsultants | Gender/ Ethnicity | Business Inclusion Category | (%) of Total NTPs | Amount of Total NTPs |
| KPFF Consulting Engineers | | OBE | 63.02% | \$ 811,000 |
| Studio-MLA | F/HA | MBE/SBE | 34.97% | \$ 450,000 |
| Subtotal Subconsultant Participation | | | 97.99% | \$1,261,000 |
| Prime Participation | | | 2.01% | \$ 25,809 |

September 11, 2019
Page 69

| | |
|------------------------------------|--------------------|
| Base Task | \$1,286,809 |
| Reimbursables | \$ 0 |
| Contingency | \$ 0 |
| Total Task Budget Authority | \$1,286,909 |

| Table 84A: TOS No. 54 Total Subconsultant Participation | | | | | | |
|--|------------|------------|------------|------------|-------------|------------|
| Pledged | MBE | WBE | SBE | EBE | DVBE | OBE |
| (%) of Base Task | 34.97% | 0% | 34.97% | 0% | 0% | 63.02% |
| (\$) Amount | \$450,000 | \$0 | \$450,000 | \$0 | \$0 | \$811,000 |

Note: Subconsultants may be certified in multiple certification categories; therefore, per the requirements of Executive Directive No. 14, the dollar amounts were credited toward multiple pledged participation categories.

Pfeiffer Partners Architects (C124799)

As of July 30, 2019, Pfeiffer Partners Architects has not been issued any task orders, thus they have not utilized subconsultants.

Rios Clementi Hale Studios (C124705)

Rios Clementi Hale Studios has been issued two Task Orders under the current contract, including the completed TOS No. 11 (Central Services Yard Master Plan) and the active TOS No. 14 (Greek Theatre Improvements). Since contract execution, Rios Clementi Hale Studios has added six subconsultants to their Schedule A. Rios Clementi Hale Studios added MGAC and VS2 Consulting, Inc. for the Greek Theatre Improvements and the Central Services Yard Master Plan Task Orders. Rios Clementi Hale Studios added Infrastructure Factor Consulting, Inc., Miyamoto International, and the Sullivan Partnership, Inc. for the Greek Theatre Improvements Task Order. Rios Clementi Hale Studios added Eyestone-Jones Environmental LLC for the Central Services Yard Master Plan.

Central Services Master Plan (TOS No. 11)

For TOS No. 11, completed on June 1, 2018, Rios Clementi Hale Studios achieved actual participation levels of 9.28 percent MBE, 0.0 percent WBE, 9.28 percent SBE, 0.0 percent EBE, 0.0 percent DVBE, and 5.97 percent OBE. Rios Clementi Hale Studios had pledged participation levels of 26.67 percent for MBE, 0 percent for WBE, 26.67 percent for SBE, 0.0 percent EBE, 0.0 percent DVBE, and 23.33 percent OBE. The BOE issued a NTP amount of \$150,000 to the firm but only \$83,748.14 was invoiced. This TOS was completed on June 1, 2018 with the finalization of the Master Plan. The City did not request the consultant to conduct further environmental studies which would have utilized the subconsultants.

As of the June 1, 2018 completion date, the MBE/WBE/SBE/EBE/DVBE/OBE subconsultant information for Rios Clementi Hale Studios was the following:

| Table 85: TOS No. 11 | | | | |
|---|------------------------------|--|--------------------------------------|------------------------------------|
| Subconsultants | Gender/ Ethnicity | Business Inclusion Category | (%) of Total Invoiced | Amount Invoiced to Date |
| Eyestone-Jones Environmental LLC | | OBE | 0.00% | \$ 0 |
| MGAC | | OBE | 5.97% | \$ 5,000 |
| VS2 Consulting Inc. | M/HA | MBE/SBE | 9.28% | \$ 7,775 |
| Subtotal Subconsultant Participation | | | 15.25% | \$12,775 |
| Prime Participation | | | 84.75% | \$70,973 |
| Total Invoiced to Date | | | | \$83,748 |

| Table 85A: TOS No. 11 Total Subconsultant Participation | | | | | | |
|--|------------|------------|------------|------------|-------------|------------|
| Achieved | MBE | WBE | SBE | EBE | DVBE | OBE |
| (%) of Base Task | 9.28% | 0% | 9.28% | 0% | 0% | 5.97% |
| (\$ Amount) | \$7,775 | \$0 | \$7,775 | \$0 | \$0 | \$5,000 |

Note: Subconsultants may be certified in multiple certification categories; therefore, per the requirements of Executive Directive No. 14, the dollar amounts were credited toward multiple pledged participation categories.

Greek Theatre Improvements (TOS No. 14)

As of July 30, 2019, for the Greek Theatre Improvements (TOS No. 14), Rios Clementi Hale Studios achieved actual participation levels of 11.98 percent MBE, 0.0 percent WBE, 18.57 percent SBE, 1.30 percent EBE, 0.0 percent DVBE, and 3.90 percent OBE. Upon approval of contract Amendment No. 1, Greek Theatre Improvements has pledged participation levels of 17.90 percent MBE, 6.51 percent WBE, 33.36 percent SBE, 0.0 percent EBE, 0.0 percent DVBE, and 5.75 percent OBE.

As of July 30, 2019, the MBE/WBE/SBE/EBE/DVBE/OBE subconsultant information for Rios Clementi Hale Studios was the following:

| Table 86: TOS No. 14 | | | | |
|---|------------------------------|--|--------------------------------------|------------------------------------|
| Subconsultants | Gender/ Ethnicity | Business Inclusion Category | (%) of Total Invoiced | Amount Invoiced to Date |
| Inclendon Consulting Group | | OBE | 2.63% | \$7,500 |
| Infrastructure Factor Consulting, Inc. | F / C | WBE SBE | 0% | \$0 |
| MGAC | | OBE | 1.26% | \$3,600 |
| Miyamoto International | M / APA | MBE | 11.98% | \$34,115 |
| Page & Turnbull, Inc. | | SBE | 18.57% | \$52,874 |
| VS2 Consulting Inc. | M / HA | MBE SBE | 0% | \$0 |
| Subtotal Subconsultant Participation | | | 34.45% | \$98,089 |
| Prime Participation | | | 65.55% | \$186,658 |
| Total Invoiced to Date | | | | \$284,747 |

| Table 86A: TOS No. 14 Total Subconsultant Participation | | | | | | |
|--|------------|------------|------------|------------|-------------|------------|
| Achieved | MBE | WBE | SBE | EBE | DVBE | OBE |
| (%) of Base Task | 11.98% | 0% | 18.57% | 0% | 0% | 3.9% |

Department of Public Works
Bureau of Engineering
Bureau of Contract Administration
Joint Report No. 2

September 11, 2019
Page 71

| | | | | | | |
|--------------------|----------|-----|----------|-----|-----|----------|
| (\$) Amount | \$34,115 | \$0 | \$52,874 | \$0 | \$0 | \$11,100 |
|--------------------|----------|-----|----------|-----|-----|----------|

Note: Subconsultants may be certified in multiple certification categories; therefore, per the requirements of Executive Directive No. 14, the dollar amounts were credited toward multiple pledged participation categories.

Pledged participation including Amendment No. 1:

| Table 87: TOS No. 14 | | | | |
|---|------------------------------|--|----------------------------------|---------------------------------|
| Pledged Subconsultants | Gender/ Ethnicity | Business Inclusion Category | (%) of Total NTPs | Amount of Total NTPs |
| Inclendon Consulting Group | | OBE | 3.26% | \$ 22,300 |
| Infrastructure Factor Consulting, Inc. | F/C | WBE/SBE | 6.51% | \$ 44,500 |
| MGAC | | OBE | 2.49% | \$ 17,000 |
| Miyamoto International | M/APA | MBE | 15.71% | \$107,340 |
| Page & Turnbull, Inc. | | SBE | 24.66% | \$168,485 |
| VS2 Consulting Inc. | M/HA | MBE SBE | 2.20% | \$ 15,000 |
| Subtotal Subconsultant Participation | | | 54.82% | \$374,625 |
| Prime Participation | | | 45.18% | \$308,719 |
| Base Task | | | | \$683,344 |
| Reimbursables | | | | \$ 0 |
| Contingency | | | | \$216,696 |
| Total Task Budget Authority | | | | \$900,000 |

| Table 87A: TOS No. 14 Total Subconsultant Participation | | | | | | |
|--|------------|------------|------------|------------|-------------|------------|
| Pledged | MBE | WBE | SBE | EBE | DVBE | OBE |
| (%) of Base Task | 17.90% | 6.51% | 33.36% | 0.00% | 0.00% | 5.75% |
| (\$) Amount | \$122,340 | \$44,500 | \$227,985 | \$0 | \$0 | \$39,300 |

Note: Subconsultants may be certified in multiple certification categories; therefore, per the requirements of Executive Directive No. 14, the dollar amounts were credited toward multiple pledged participation categories.

RoTo Architects, Inc (CO124800)

RoTo Architects, Inc. has been issued one Task Order under the current contract, TOS No. 48 (Channel 35 Studio Relocation). Since contract execution, RoTo Architects, Inc. has added three subconsultants. RoTo Architects, Inc. added Alliance Project, LLC, BFA Communications Technology Consultants, and Walter P Moore. On February 20, 2019, the Board approved the transfer of TOS No. 320 from expired RoTo Architects, Inc. contract CO114019 to current contract CO124800. This TOS transfer required the consultant to add subcontracts from the expired contract to the current contract. The subconsultants assigned to the Channel 35 Studio Relocation Task Order were originally subject to the City's former MBE/WBE/OBE program prior to the transfer of the TOS to the current contract. The former MBE/WBE/OBE program did not include the BIP certification

categories of SBE, EBE, and DVBE. However, in addition to the MBE or WBE certifications, some of these firms are also certified in the SBE and EBE categories.

Channel 35 Studio Relocation (TOS No. 48)

As of July 30, 2019, for No. 48, RoTo Architects, Inc. achieved actual participation levels of 0.00 percent MBE, 0.00 percent WBE, 0.00 percent SBE, 0.00 percent EBE, 0.00 percent DVBE, and 37.57 percent OBE. Upon approval of contract Amendment No. 1, RoTo Architects, Inc. has pledged participation levels of 6.65 percent MBE, 4.00 percent WBE, 10.02 percent SBE, 0.70 percent EBE, 0.00 percent DVBE, and 37.61 percent OBE.

As of July 30, 2019, the MBE/WBE/SBE/EBE/DVBE/OBE subconsultant information for RoTo Architects, Inc. was the following:

| Table 88: TOS No. 48 | | | | |
|--|------------------------------|--|--------------------------------------|------------------------------------|
| Subconsultants | Gender/ Ethnicity | Business Inclusion Category | (%) of Total Invoiced | Amount Invoiced to Date |
| Alliance Project, LLC | F/C | WBE/SBE | 0.00% | \$ 0 |
| BFA Communications Technology Consultants | | OBE | 0.00% | \$ 0 |
| Gary Barnett Specifications, Inc. | | OBE | 6.13% | \$ 6,000 |
| Glumac | | OBE | 16.13% | \$ 15,800 |
| JAG | | OBE | 0.00% | \$ 0 |
| Made in Space | | OBE | 0.00% | \$ 0 |
| MARRS Services, Inc. | F/APA | MBE/SBE EBE | 0.00% | \$ 0 |
| Studio-MLA (formerly Mia Lehrer & Associates) | F/HA | MBE/SBE | 0.00% | \$ 0 |
| Triad Consulting & Systems Design Group | M/AA | MBE | 0.00% | \$ 0 |
| VCA Engineers, Inc. | M/APA | MBE | 0.00% | \$ 0 |
| Veneklasen | | SBE | 0.00% | \$ 0 |
| Walter P Moore | | OBE | 15.32% | \$ 15,000 |
| Subtotal Subconsultant Participation | | | 37.57% | \$ 36,800 |
| Prime Participation | | | 62.43% | \$61,142.12 |
| Total Invoiced to Date | | | | \$97,942.12 |

| Table 88A: TOS No 48 Total Subconsultant Participation | | | | | | |
|---|------------|------------|------------|------------|-------------|------------|
| Achieved | MBE | WBE | SBE | EBE | DVBE | OBE |
| (%) of Base Task | 0% | 0% | 0% | 0% | 0% | 37.57% |
| (\$) Amount | \$0 | \$0 | \$0 | \$0 | \$0 | \$36,800 |

Note: Subconsultants may be certified in multiple certification categories; therefore, per the requirements of Executive Directive No. 14, the dollar amounts were credited toward multiple pledged participation categories.

Department of Public Works
Bureau of Engineering
Bureau of Contract Administration
Joint Report No. 2

September 11, 2019
Page 73

Pledged participation including Amendment No. 1:

| Table 89: TOS No. 48 | | | | |
|--|------------------------------|--|----------------------------------|---------------------------------|
| Pledged Subconsultants | Gender/ Ethnicity | Business Inclusion Category | (%) of Total NTPs | Amount of Total NTPs |
| Alliance Project, LLC | F/C | WBE/SBE | 4.00% | \$ 22,220 |
| BFA Communications Technology Consultants | | OBE | 5.85% | \$ 32,495 |
| Gary Barnett Specifications, Inc. | | OBE | 1.23% | \$ 6,842 |
| Glumac | | OBE | 11.73% | \$ 65,155 |
| JAG | | OBE | 5.28% | \$ 29,334 |
| Made in Space | | OBE | 1.28% | \$ 7,086 |
| MARRS Services, Inc. | F/APA | MBE/SBE EBE | 0.70% | \$ 3,875 |
| Studio-MLA (formerly Mia Lehrer & Associates) | F/HA | MBE/SBE | 2.12% | \$ 11,790.60 |
| Triad Consulting & Systems Design Group | M/AA | MBE | 1.60% | \$ 8,875 |
| VCA Engineers, Inc. | M/APA | MBE | 2.24% | \$ 12,420 |
| Veneklasen | | SBE | 3.20% | \$ 17,798 |
| Walter P Moore | | OBE | 12.25% | \$ 68,051 |
| Subtotal Subconsultant Participation | | | 51.47% | \$285,941.60 |
| Prime Participation | | | 48.53% | \$269,614.89 |
| Base Task | | | | \$555,556.49 |
| Reimbursables | | | | \$ 0 |
| Contingency | | | | \$ 150,000 |
| Total Task Budget Authority | | | | \$705,556.49 |

| Table 89A: TOS No. 48 Total Subconsultant Participation | | | | | | |
|--|-------------|------------|-------------|------------|-------------|------------|
| Pledged | MBE | WBE | SBE | EBE | DVBE | OBE |
| (%) of Base Task | 6.65% | 4.00% | 10.02% | 0.70% | 0% | 37.61% |
| (\$) Amount | \$36,960.60 | \$22,220 | \$55,683.60 | \$3,875 | \$0 | \$208,963 |

Note: Subconsultants may be certified in multiple certification categories; therefore, per the requirements of Executive Directive No. 14, the dollar amounts were credited toward multiple pledged participation categories.

SMA, Inc. dba Sparano + Mooney Architecture, Inc. (CO124704)

SMA, Inc. dba Sparano + Mooney Architecture, Inc. has been issued two task orders under the current contract, including TOS No. 07 (Studio City Recreation Center Gymnasium) and TOS No. 32 (Granada Hills Pool and Bathhouse Replacement). Since contract execution, SMA, Inc. dba Sparano + Mooney Architecture, Inc. has added three subconsultants to their Schedule A. SMA, Inc. dba Sparano + Mooney Architecture, Inc. added AWC West, Aquatic Design Group, and Chew Specifications for the Granada Hills Pool and Bathhouse Replacement Task Order and AWC West and Chew

Specifications for the Studio City Recreation Center Gymnasium Task Order. AWC West replaced Chew Specifications after death of Chew Specifications' owner. Aquatic Design Group acquired Schedule A listed subconsultant Rowley International, Inc.

Studio City Recreation Center (TOS No. 7)

As of July 30, 2019, for TOS No. 7, SMA, Inc. dba Sparano + Mooney Architecture, Inc. achieved actual participation levels of 13.34 percent MBE, 3.27 percent WBE, 15.54 percent SBE, 15.54 percent EBE, 0 percent DVBE, and 28.03 percent OBE. Upon approval of contract Amendment No. 1, SMA, Inc. dba Sparano + Mooney Architecture, Inc. has pledged participation levels of 14.59 percent MBE, 4.54 percent WBE, 16.18 percent SBE, 16.18 percent EBE, 0.0 percent DVBE, and 29.34 percent OBE.

As of July 30, 2019, the MBE/WBE/SBE/EBE/DVBE/OBE subconsultant information for SMA, Inc. dba Sparano + Mooney Architecture, Inc. was the following:

| Table 90: TOS No. 7 | | | | |
|---|------------------------------|--|--------------------------------------|------------------------------------|
| Subconsultants | Gender/ Ethnicity | Business Inclusion Category | (%) of Total Invoiced | Amount Invoiced to Date |
| AWC West | | OBE | 0.31% | \$ 1,670.50 |
| Buro Happold Consulting Inc. | | OBE | 20.63% | \$ 112,000 |
| Capstone Planning & Control | F/C | WBE | 1.93% | \$ 10,500 |
| Chew Specifications | | OBE | 2.07% | \$ 11,250 |
| Maroko & Shwe, Inc. | M/APA | MBE/SBE EBE | 8.02% | \$ 43,525 |
| Nast Enterprises | | SBE/EBE | 6.19% | \$ 33,620.52 |
| ProjectLine Technical Services, Inc. | F/APA | WBE/SBE EBE | 1.34% | \$ 7,251 |
| Silver Roth & Associates | | OBE | 5.03% | \$ 27,300 |
| VCA Engineers, Inc. | M/APA | MBE | 5.33% | \$ 28,920 |
| Subtotal Subconsultant Participation | | | 50.84% | \$ 276,037 |
| Prime Participation | | | 49.16% | \$266,955.92 |
| Total Invoiced to Date | | | | \$542,992.94 |

| Table 90A: TOS No. 7 Total Subconsultant Participation | | | | | | |
|---|------------|------------|------------|------------|-------------|------------|
| Achieved | MBE | WBE | SBE | EBE | DVBE | OBE |
| (%) of Base Task | 13.34% | 3.27% | 15.54% | 15.54% | 0.0% | 28.03% |
| (\$) Amount | \$72,445 | \$17,751 | \$84,397 | \$84,397 | \$0 | \$152,221 |

Note: Subconsultants may be certified in multiple certification categories; therefore, per the requirements of Executive Directive No. 14, the dollar amounts were credited toward multiple pledged participation categories.

Pledged participation including Amendment No. 1:

| Table 91: TOS No. 7 | | | | |
|-------------------------------|------------------------------|--|----------------------------------|---------------------------------|
| Pledged Subconsultants | Gender/ Ethnicity | Business Inclusion Category | (%) of Total NTPs | Amount of Total NTPs |

Department of Public Works
Bureau of Engineering
Bureau of Contract Administration
Joint Report No. 2

September 11, 2019
Page 75

| | | | | |
|---|-------|-------------|---------------|------------------|
| AWC West | | OBE | 1.07% | \$ 8,000 |
| Buro Happold Consulting Inc. | | OBE | 21.41% | \$160,000 |
| Capstone Planning & Control | F/C | WBE | 1.87% | \$ 14,000 |
| Chew Specifications | | OBE | 1.51% | \$ 11,250 |
| Maroko & Shwe, Inc. | M/APA | MBE/SBE EBE | 8.16% | \$ 61,000 |
| Nast Enterprises | | SBE EBE | 5.35% | \$ 40,000 |
| ProjectLine Technical Services, Inc. | F/APA | WBE/SBE EBE | 2.67% | \$ 19,920 |
| Silver Roth & Associates | | OBE | 5.35% | \$ 40,000 |
| VCA Engineers, Inc. | M/APA | MBE | 6.42% | \$ 48,000 |
| Subtotal Subconsultant Participation | | | 53.82% | \$402,170 |
| Prime Participation | | | 46.18% | \$345,028 |
| Base Task | | | | \$747,198 |
| Reimbursables | | | | \$ 0 |
| Contingency | | | | \$ 62,802 |
| Total Task Budget Authority | | | | \$810,000 |

| Table 91A: TOS No. 7 Total Subconsultant Participation | | | | | | |
|---|------------|------------|------------|------------|-------------|------------|
| Pledged | MBE | WBE | SBE | EBE | DVBE | OBE |
| (%) of Base Task | 14.59% | 4.54% | 16.18% | 16.18% | 0% | 29.34% |
| (\$) Amount | \$109,000 | \$33,920 | \$120,920 | \$120,920 | \$0 | \$219,250 |

Note: Subconsultants may be certified in multiple certification categories; therefore, per the requirements of Executive Directive No. 14, the dollar amounts were credited toward multiple pledged participation categories.

Granada Hills Pool and Bathhouse Replacement (TOS No. 32)

As of July 30, 2019, for TOS No. 32, SMA, Inc. dba Sparano + Mooney Architecture, Inc. achieved actual participation levels of 24.84 percent MBE, 6.92 percent WBE, 1.64 percent SBE, 1.64 percent EBE, 0.0 percent DVBE, and 20.61 percent OBE. Upon approval of contract Amendment No. 1, SMA, Inc. dba Sparano + Mooney Architecture, Inc. has pledged participation levels of 22.48 percent MBE, 9.40 percent WBE, 5.50 percent SBE, 5.50 percent EBE, 0.0 percent DVBE, and 20.21 percent OBE.

As of July 30, 2019, the MBE/WBE/SBE/EBE/DVBE/OBE subconsultant information for SMA, Inc. dba Sparano + Mooney Architecture, Inc. was the following:

| Table 92: TOS No. 32 | | | | |
|-----------------------------|------------------------------|--|--------------------------------------|------------------------------------|
| Subconsultants | Gender/ Ethnicity | Business Inclusion Category | (%) of Total Invoiced | Amount Invoiced to Date |
| Aquatic Design Group | | OBE | 15.40% | \$ 73,175.50 |
| AWC West | | OBE | 1.17% | \$ 5,580 |
| Capstone Planning & Control | F/C | WBE | 2.54% | \$ 12,050 |
| Chew Specifications | | OBE | 1.01% | \$ 4,800 |
| Maroko & Shwe, Inc. | M/APA | MBE/SBE EBE | 1.64% | \$ 7,800 |

| | | | | |
|---|-------|-------------|---------------|---------------------|
| ProjectLine Technical Services, Inc. | F/APA | WBE/SBE EBE | 0.00% | \$ 0 |
| Silver Roth & Associates | | OBE | 3.03% | \$ 14,388 |
| VCA Engineers, Inc. | M/APA | MBE | 23.19% | \$ 110,223 |
| Withers & Sandgren | F/C | WBE | 4.38% | \$ 20,820 |
| Subtotal Subconsultant Participation | | | 52.36% | \$248,836.70 |
| Prime Participation | | | 47.64% | \$226,369.12 |
| Total Invoiced to Date | | | | \$475,205.82 |

| Table 92A: TOS No. 32 Total Subconsultant Participation | | | | | | |
|--|--------------|------------|------------|------------|-------------|-------------|
| Achieved | MBE | WBE | SBE | EBE | DVBE | OBE |
| (%) of Base Task | 24.84% | 6.92% | 1.64% | 1.64% | 0% | 20.61% |
| (\$) Amount | \$118,023.20 | \$32,870 | \$7,800 | \$7,800 | \$0 | \$97,943.50 |

Note: Subconsultants may be certified in multiple certification categories; therefore, per the requirements of Executive Directive No. 14, the dollar amounts were credited toward multiple pledged participation categories.

Pledged participation including Amendment No. 1:

| Table 93: TOS No. 32 | | | | |
|---|-------------------------|------------------------------------|--------------------------|-----------------------------|
| Pledged Subconsultants | Gender/Ethnicity | Business Inclusion Category | (%) of Total NTPs | Amount of Total NTPs |
| Aquatic Design Group | | OBE | 14.78% | \$ 99,500 |
| AWC West | | OBE | 1.49% | \$ 10,000 |
| Capstone Planning & Control | F/C | WBE | 2.12% | \$ 14,300 |
| Chew Specifications | | OBE | 0.71% | \$ 4,800 |
| Maroko & Shwe, Inc. | M/APA | MBE/SBE EBE | 1.78% | \$ 12,000 |
| ProjectLine Technical Services, Inc. | F/APA | WBE/SBE EBE | 3.71% | \$ 25,000 |
| Silver Roth & Associates | | OBE | 3.24% | \$ 21,800 |
| VCA Engineers, Inc. | M/APA | MBE | 20.70% | \$139,387 |
| Withers & Sandgren | F/C | WBE | 3.56% | \$ 24,000 |
| Subtotal Subconsultant Participation | | | 52.10% | \$350,787 |
| Prime Participation | | | 47.90% | \$322,540 |
| Base Task | | | | \$673,327 |
| Reimbursables | | | | \$ 0 |
| Contingency | | | | \$ 25,673 |
| Total Task Budget Authority | | | | \$700,000 |

| Table 93A: TOS No. 32 Total Subconsultant Participation | | | | | | |
|--|------------|------------|------------|------------|-------------|------------|
| Pledged | MBE | WBE | SBE | EBE | DVBE | OBE |
| (%) of Base Task | 22.48% | 9.40% | 5.50% | 5.50% | 0% | 20.21% |
| (\$) Amount | \$151,387 | \$63,300 | \$37,000 | \$37,000 | \$0 | \$136,100 |

Note: Subconsultants may be certified in multiple certification categories; therefore, per the requirements of Executive Directive No. 14, the dollar amounts were credited toward multiple pledged participation categories.

September 11, 2019
Page 77

The S/L/A/M Collaborative, formerly known as Frank Webb Architects (C125922)

As of July 30, 2019, S/L/A/M formerly known as Frank Webb Architects has not been issued any task orders, thus they have not utilized subconsultants.

XTEN Architecture (C125923)

As of July 30, 2019, XTEN Architecture has not been issued any task orders, thus they have not utilized subconsultants.

Compliance with City Policies and with the Board of Public Works' Policy

All consultants participating in this program are subject to compliance with the following City Ordinances and policies: Contractor Responsibility Ordinance; Business Tax Registration Certificate; Non-Discrimination, Equal Employment Practices, and Affirmative Action; Insurance requirements; Equal Benefits Ordinance; Child Support Obligations Ordinance; Americans with Disabilities Act; Worker Retention Ordinance; Living Wage Ordinance; Slavery Disclosure Ordinance; Border Wall Contracting Disclosure Ordinance; Disclosure of Contracting and Sponsorship of the National Rifle Association Ordinance; Non-Collusion; First Source Hiring Ordinance; Contractors' Use of Criminal History for Consideration of Employment Applications; Data Protection; and Discount Best Terms. FIRMS will comply with the requirements of the Business Inclusion Program. Failure to comply with all requirements will render the consultant's contract subject to termination pursuant to the conditions therein.

Businesses are encouraged to locate or remain within the City to preserve and enhance the economic base and well-being of the City. According to the Los Angeles Residence Information form, consultants provided the following information depicted on Table 94:

| TABLE 94: Los Angeles Residence Information | | | |
|--|-------------------------------|-----------------------------------|--|
| Consultant | Total No. of Employees | Employees Residing in L.A. | (%) of Employees Residing in L.A. |
| AC Martin Partners, Inc. | 73 | 33 | 45.21% |
| Arkiterv, Inc. dba Studio Pali Fekete Architects | 23 | 20 | 86.96% |
| Brooks + Scarpa Architects | 11 | 8 | 72.73% |
| Eric Owen Moss Architects | 16 | 13 | 81.25% |
| Gonzalez/Goodale Architects | 36 | 12 | 33.33% |
| Gruen Associates | 76 | 47 | 61.84% |
| Gwynne Pugh Urban Studio, Inc. | 7 | 4 | 57.14% |
| HMC Architects | 370 | 23 | 6.22% |
| IBI Group | 245 | 14 | 5.71% |
| John Friedman Alice Kimm Architects, Inc. | 20 | 16 | 80.00% |
| Lehrer Architects LA, Inc. | 11 | 11 | 100.00% |
| M. Arthur Gensler Jr. & Associates, Inc. | 6,187 | 291 | 4.70% |
| Paul Murdoch Architects | 6 | 6 | 100.00% |
| Perkins + Will, Inc. | 2,500 | 70 | 2.80% |

| | | | |
|---|-----|-----|--------|
| Pfeiffer Partners Architects, Inc. | 46 | 12 | 26.09% |
| Rios Clementi Hale Studios | 145 | 144 | 99.31% |
| RoTo Architects, Inc. | 6 | 5 | 83.33% |
| S/L/A/M Collaborative formerly Frank R. Webb Architects, Inc. | 200 | 6 | 3.00% |
| SMA, Inc. dba Sparano + Mooney Architecture, Inc. | 8 | 2 | 25.00% |
| XTEN Architecture | 8 | 7 | 87.50% |

Contractor Responsibility Ordinance

All contractors participating in this program are subject to compliance with the requirements specified in the City Contractor Responsibility Ordinance No. 173677 [Article 14, Chapter 1, Division 10, Los Angeles Administrative Code (L.A.A.C)]. Failure to comply with all requirements specified in the ordinance may render this bidder's contract subject to termination pursuant to the conditions expressed therein.

Contractor Performance Evaluation

The quality of the work performed by FIRMS will be monitored in accordance with the Contractor Evaluation Ordinance No. 173018 (Division 10, Chapter 1, Article 13 of the L.A.A.C. and the Rules for the Evaluation of Service Contractors which require Departments to prepare performance evaluations upon completion of all service contracts over \$25,000 and at least three months in duration. The appropriate City personnel responsible for the quality control of the personal services contracts shall submit Contractor Performance Evaluation Reports to the Department of Public Works, Bureau of Contract Administration (BCA), upon completion of the contracts. The critiques are kept on file by the BCA, Special Research and Investigation Section for reference by other City Departments and agencies.

Notice of Intent to Contract and Charter Section 1022 Determination

The required Notification of Intent to Contract form was submitted to the City Administrative Officer (CAO) on July 17, 2017. In compliance with Charter Section 1022, on November 7, 2018, the CAO determined that it was more feasible to utilize consultants to perform this work rather than City employees.

City Attorney Review

The proposed Amendment has been reviewed and approved as-to-form by the City Attorney's Office.

STATUS OF FUNDING

The proposed amendments extend the term of each contract but do not commit the City to any expenditure. Funds will be encumbered on a project-by-project basis from various sources in the individual project or program budgets at the time the specific Task Order proposals are solicited from the FIRMS.

Department of Public Works
Bureau of Engineering
Bureau of Contract Administration
Joint Report No. 2

September 11, 2019
Page 79

The City's liability under this contract shall only be to the extent of the present City appropriation to fund the contract. However, if the City shall appropriate funds for any succeeding years, the City's liability shall to the extent of such appropriation, subject to the terms and conditions of the contract.

(NLD RMK EBO CLS DJW)

Report reviewed by:


BOE (ADM and PAC)

Report prepared by:

Architectural Division

Neil L. Drucker
Interim Division Manager
Phone No. (213) 847-4708

Compliance Review performed
and approved by:




Hannah Choi, Assistant Director
Bureau of Contract Administration


NLD/MN/07-2019-0121.ARC.mel

Questions regarding this
report may be referred to:
Mark Nakata, Senior Management Analyst II
Phone No. (213) 485-4385
E-mail: Mark.Nakata@lacity.org

Respectfully submitted,



Gary Lee Moore, PE, ENV SP
City Engineer
Bureau of Engineering



John L. Reamer, Jr.
Inspector of Public Works
Bureau of Contract Administration

**BOARD OF PUBLIC WORKS
MEMBERS****AURA GARCIA**
PRESIDENT**M. TERESA VILLEGAS**
VICE PRESIDENT**DR. MICHAEL R. DAVIS**
PRESIDENT PRO TEMPORE**VAHID KHORSAND**
COMMISSIONER**SUSANA REYES**
COMMISSIONER**DR. FERNANDO CAMPOS**
EXECUTIVE OFFICER**CITY OF LOS ANGELES**

CALIFORNIA

**ERIC GARCETTI**
MAYOR**DEPARTMENT OF
PUBLIC WORKS
BUREAU OF
ENGINEERING****TED ALLEN, PE,**
CITY ENGINEER1149 S. BROADWAY, SUITE 700
LOS ANGELES, CA 90015-2213<http://eng.lacity.org>

February 1, 2024

**To All the Consultants on the Pre-Qualified On-Call (PQOC) Architectural and
Related Professional Services Consultants List****TASK ORDER SOLICITATION (TOS) NO. 96 - CD 7 SYLMAR SENIOR CENTER -
FOR ARCHITECTURAL AND ENGINEERING DESIGN SERVICES INCLUDING
LANDSCAPE DESIGN, CIVIL, STRUCTURAL, MECHANICAL, PLUMBING,
ELECTRICAL ENGINEERING, COST ESTIMATION, CONSTRUCTABILITY REVIEW
AND CONSTRUCTION ADMINISTRATION - WORK ORDER NO. E1908955****INTRODUCTION**

The City of Los Angeles (City), Bureau of Engineering (BOE) is seeking consulting services to provide full design, engineering and support services from pre-design through the post-construction phase. The requested services shall require an architect, civil engineer, structural engineer, mechanical engineer, plumbing engineer, electrical engineer, cost estimator, constructability review, and other support services, as specified in this TOS. The Sylmar Senior Center Project (Project) shall be carbon neutral to support building electrification in the City. The scope of services for the Project is detailed below.

SECTION 1 – PROJECT DESCRIPTION

The Project site is located within Sylmar Park, approximately 897,156 square feet, at 13109 Borden Avenue, Sylmar, CA. 91342. This park features various amenities, including an auditorium, baseball diamond, basketball courts, a children's play area, community room, an indoor gym, picnic tables, a soccer field, tennis courts, kitchen, outdoor fitness equipment, and a stage. The Susan B. Anthony building in Sylmar Park has been listed as a contributor to a district determined eligible for listing in the National Register of Historic Places by consensus through the Section 106 process and is listed in the California Register of Historical Resources.

The Project scope is to design a new 3,500 square foot Senior Center at Sylmar Park, as per the attached test fit. The design should incorporate a flexible multipurpose space, storage, staff office, and restrooms. Additionally, the design should include new landscaping and a programmed outdoor space with seating areas.

In accordance with the scope of services described in Section II – Scope of Services, the proposed Project design shall include the following but not limited to the following:

1. Project Coordination of disciplines with overall design and overseeing the Project deliverables.
2. Design of a new 3,500 square foot Senior Center per the attached program sample provided by the City.
3. New landscape, planting, and irrigation.
4. Confirm and verify existing point of connections (POC) to existing utility meters; verify all existing conditions and capacities and coordinate with proposed design connections.
5. Electrical, mechanical and plumbing engineering approved Los Angeles Department of Building and Safety (LADBS) design documents to address all requirements for a new 3,500 square foot building.
6. Structural Engineering plans approved by LADBS.
7. Civil Engineering and design documents include the Americans with Disabilities Act (ADA) path of travel, grading and drainage for the proposed 3,500-square-foot building with proposed landscape and hardscape improvements.
8. The Consultant shall secure a “Ready to Issue” designation for all permits related to electrical, mechanical, plumbing, structural, pool design and civil permits from LADBS, LA County Health Department, and any other permitting agencies as necessary.
9. Attendance at design coordination meetings and two (2) Recreation and Parks (RAP) Capital Improvements meetings during the Design Phase. Attend construction meetings as needed throughout the Construction Phase.
10. The Consultant shall coordinate site lighting and parking requirements in conjunction with code requirements and RAP approval.
11. Construction estimates at each phase of the design.

The Consultant shall submit a lump sum proposal to provide architectural and engineering design services as described in this TOS to complete the Project with an estimated total construction cost of \$3,750,000.

SECTION II – SCOPE OF SERVICES

The Project design shall be based on the attached program diagram prepared by the BOE. The design shall be developed through coordination with the selected Consultant and meetings with stakeholders and agencies having jurisdiction over the Project. The BOE shall provide the necessary surveys, environmental reports, clearances, and geotechnical engineering reports as needed. The Consultant shall provide design services in accordance with and as described in this TOS.

Basic Services shall include the following:

- A. The Consultant in accordance with the PQOC Architectural and Related Professional Services Contract, shall provide the services listed below:
 1. Architectural Design

2. Landscape Architectural Design
3. Engineering Design Services listed below (but not limited to), needed to accommodate the Project goals
 - a) Electrical
 - b) Security
 - c) Fire Alarm
 - d) Mechanical
 - e) Plumbing
 - f) Structural
 - g) Civil
 - h) Cost Estimating
4. Parking required by the latest building, zoning code, and coordination with RAP.
5. Information and coordination related to utility companies and service connections.
6. Verify and locate all fiber communication and utility POC, including the sizes of all required utility services.
7. Access route, entrance, exit, circulation, elevators, disabled access ramps etc. throughout the facility.
8. All applicable preliminary or final permits and reviews necessary.
9. Specifications.

Civil Engineering

1. Site clearance and demolition.
2. New parking lot design, as necessary.
3. Site grading, grading sections, over-excavation and compaction per geotechnical report recommendations.
4. Site drainage design.
5. Underground utilities including storm drain, sanitary sewer, domestic water, and fire water connections. Coordinate with the Electrical Engineer to identify electrical connections and the Los Angeles Department of Water and Power (LADWP) requirements for the Transformer Yard (Transformer Yard layout, fencing, bollards, etc.).
6. Design sanitary sewer system (SS) as required for the new building.
7. Design storm drain system as required for the new proposed site design and parking lot areas in accordance with the latest codes.
8. Verify domestic water line to meet the demand of the new building.
9. Design new fire line and fire hydrants as required per the Los Angeles Fire Department (LAFD) requirements.
10. Verify and locate all utilities POC, including the sizes of all required utility services.
11. The site civil engineering shall comply with the latest City's Low Impact Development Ordinance (LID).

Structural Engineering

1. New building structural design and structural calculation.
2. Structural support for any perimeter fence, gate, or monumental park signage.

Mechanical and Plumbing Engineering

1. Site investigation to make assessment of the existing LADWP water service and pressure analysis to support the proposed project elements.
2. Design to accommodate the new building
3. Stormwater control design for all structures, as needed.

Electrical Engineering

1. Electrical Engineering Design for all project elements.
2. Verification of the existing LADWP electrical service and required upgrades.
3. Provide LED security lighting system for the site
4. Lighting control system.
5. Electrical service load calculations, single line diagrams, and panel schedules.
6. Fire alarm, security alarm, and CCTV camera systems.
7. Data/telecommunication system for bathhouse building, and pool equipment room.
8. Public Address (PA) system.
9. Design and coordination with the utility companies such as LADWP, telephone, internet service provider and cable TV, to apply for and obtain service connections as required.
10. Verify and locate all utilities POC, including the sizes of all required utility services.
11. California Energy Commission's Title 24 Lighting Compliance Forms.

Landscape Design

1. Design of landscape, planting, irrigation, and site amenities including bike racks, hydration stations, fencing, signage and LID components.
2. Assessment of soil conditions to accommodate new planting, and recommendations as needed to ensure promulgation of planting and new trees.
3. Design and civil coordination of all the site related hardscape.

- B. All drawings shall be drawn in Building Information Modeling (BIM)/Autodesk Revit 2022, AutoCAD 2022 and on 24-inch by 36-inch sheets with the BOE title block, of which an electronic copy will be provided by the BOE. The electronic files of the drawings in BIM/Autodesk Revit 2022 shall be made available to the BOE at each phase of the design and for final assembly of bid/construction documents. Design documents shall be in English units and shall be completed in conformance with the City requirements and comply with current codes.
- C. Design to meet full building electrification (no use of natural gas burning equipment) to satisfy the City Engineer's Special Order No. SO04-0721.
- D. The Consultant shall coordinate the architectural, civil, structural, mechanical, plumbing, and electrical engineering plans and specifications with all other disciplines.

- E. The Consultant shall coordinate and comply with all latest and applicable codes and regulations. The Consultant shall provide all the required architectural design and construction documents in accordance with but not limited to the RAP Aquatic Maintenance requirements, the LADBS, LAFD, LA Sanitation and Environment (LASAN), Information Technology Agency (ITA), Los Angeles Department of General Services (GSD), LADWP, Los Angeles Department of Transportation (LADOT), County of Los Angeles Health Department, and other agencies and utility companies as needed to complete the design package and obtain all necessary reviews and approvals to guarantee the bid set can obtain the necessary permits by contractor.
- F. The Consultant shall provide Technical Specifications for the entire Project in coordination with the BOE (ALL disciplines). The Technical Specifications shall be prepared by an independent professional specification writer, and written in Microsoft Word in CSI Format. The BOE shall provide a sample format of the Technical Specifications for reference. The electronic files of the Technical Specifications in Microsoft Word shall be made available to the BOE upon request during any phase of the design and for final assembly of bid/construction documents.
- G. The Consultant shall hire a professional construction estimator to provide a cost estimate for the entire Project at specified Project intervals, as noted below:
- | | |
|-------------------------------------|-----------|
| • 100 % Schematic Design Phase | Class "C" |
| • 50 % Design Development Phase | Class "B" |
| • 100 % Design Development Phase | Class "B" |
| • 50 % Construction Document Phase | Class "A" |
| • 100 % Construction Document Phase | Class "A" |

The cost estimates shall be prepared by an independent professional cost estimator.

- H. The Consultant shall provide an independent constructability review for the entire Project. The review shall include a workshop with all subconsultants and documentation to address the constructability review comments.
- J. All work shall be in compliance with all the latest codes and regulations, including but not limited to the following:
1. Los Angeles Building Code
 - a) Green Building Ordinance
 - b) ADA
 - c) LASAN - LID
 2. Stormwater Pollution Prevention Plan (SWPPP)
 3. Los Angeles Electrical Code
 - a) Title 24
 - b) The City's Building Electrification goals
 4. Los Angeles Mechanical/ Plumbing Code
 5. The City's Standard Urban Stormwater Mitigation Plan (SUSMP)

6. The City's Standard Specifications for Public Works Construction ("Green Book")

- K. The Consultant must attend regular design coordination meetings with the BOE. The Consultant shall attend as many meetings as necessary to successfully complete the design for the site, building and to reply to questions during bid and award.
- L. The Consultant shall be required to attend and present at the Department of Cultural Affairs for design approval, and community meetings as required to solicit community input and community concurrence with the proposed design. These meetings shall be closely coordinated with the Council Office, RAP staff, and the BOE.
- M. The Consultant shall determine the locations and requirements for all relevant utility sources and POC. The Consultant shall provide electrical engineering design to ensure uninterrupted power supply to the rest of the site during construction.
- N. The Consultant shall assist the BOE during the Bid and Award Phase responding to bidders' Requests for Information (RFIs) and/or issue bid addenda where necessary, at no extra cost.
- O. The Consultant shall provide full Construction Administration for their related services during construction including but not limited to the following:
- Jobsite visits which are essential to better understand the proposed nature of the Project and the respective surroundings for operational needs and safety for pedestrians.
 - Attend all weekly job site meetings during construction. The duration of construction is approximately eighteen (18) months.
 - Review and respond to RFIs, shop drawings and submittals in a timely manner.
 - The Consultant shall review and advise on findings from the contractor's schedule. The Consultant shall advise on the schedule impact of proposed Change Orders which may occur during construction.
 - The Consultant shall provide sketches or modified drawings to support Change Order processing during the Construction Phase at no extra charge.
 - The Consultant shall be asked to assist with preparation of preliminary Change Order estimates during construction.
- P. The Consultant shall prepare Record Drawings for their related disciplines from the field as-built plans prepared by the Contractor after construction completion. The final Record Drawings shall be submitted to the BOE in both BIM/Autodesk Revit 2022 and Adobe PDF formats. All plan sheets shall be "bound" in their original digital format when submitted to the BOE.
- Q. Quality Assurance / Quality Control (QA)/(QC) and Constructability Review:
The Consultant shall develop a QA program to develop procedures and guidelines to assure an acceptable level of quality for the subconsultant's scope

of work. The Consultant shall also perform constructability review of the subconsultant's drawings.

SECTION III – PROJECT PHASES/DELIVERABLES

The Consultant shall complete the following tasks for each of the Project Phases, for the related design and engineering work as described in the Basic Services above.

A. Schematic Design Phase (SD):

1. Provide Schematic Design, including special pool design, civil, structural, mechanical, plumbing, electrical, landscape design, and other related support services. Develop Schematic Designs and incur schedule delays as needed until an acceptable scheme is approved by the BOE. One design workshop is required before options are presented.
2. Attend meetings as necessary with the BOE until the final Schematic Design is approved by the BOE.
3. The Consultant shall provide design alternatives that meet full building and pool electrification to the design team and select the most efficient system that meets the design intent.
4. Meet with the BOE, RAP, LAFD, LADBS, LASAN and other agencies having jurisdiction for preliminary plan check and reviews for compliance with design, grading, structural, and electrical code requirements.
5. Coordinate with the LADWP and other utility companies to obtain service commitment and identify POC for all applicable utility services.
6. Provide drawings and documents necessary to obtain Schematic Design approval from the BOE, RAP, and the Council District Office.
7. Provide an outline of the technical specifications for the design fields associated with this task, in coordination with the BOE.
8. Provide a Class "C" construction cost estimate for the entire Project.
9. Submit the Schematic Design package to the BOE for review and comments.

B. Design Development Phase (DD):

1. Drawings illustrating in greater detail than the approved Schematic Design Phase drawings.
2. Provide Technical Specifications for the entire Project, indicating construction methods and materials used, including sizes and quantities of the major electrical, security, communications, and fire/life/safety systems that are proposed for the facility.
3. Provide a Class "B" construction cost estimate for the entire Project.
4. Attend meetings as necessary with the BOE until the Design Development plans are approved by the BOE and the RAP.
5. Coordinate with the user department any new equipment or technology that is being introduced to the Project due to building electrification to coordinate maintenance.
6. Submit the Design Development package to the BOE for review and comments.

C. Construction Document Phase (CD):

1. Provide Construction Documents in accordance with the approved Design Development Phase plans except for any modifications authorized in writing

or identified during a Value Engineering session and approved by the BOE. Submit the Construction Documents at fifty percent (50%) and ninety percent (90%) completion to the BOE for review and comments.

2. Submit the ninety percent (90%) Construction Documents to all agencies having jurisdiction, including but not limited to LAFD, LADBS, BOE Central District, LADOT and LASAN, for plan check and obtain clearances and approvals (obtain "Ready to Issue" for all related permits).
3. Attend meetings as necessary with the BOE and other agencies having jurisdiction until the final Construction Documents are approved by the BOE.
4. Submit Class "A" construction cost estimate for the entire Project at ninety percent (90%) completion.
5. Provide an independent (third-party) constructability review for the entire Project, and complete related plan revisions to address all the comments from the constructability review.
6. Provide final Construction Documents including Technical Specifications and drawings ready to be issued for bid.
7. Update energy analysis, certification checklist, online documentation, construction documents and provide other services necessitated by building electrification requirements.

D. Bid and Award Phase (B&A):

The Consultant shall assist the BOE to respond to bidders' RFIs, and prepare clarifications and/or additional bid documents for issuance of bid addendums as necessary.

E. Construction Phase (CON):

1. Attend the pre-construction meeting.
2. Attend weekly job site construction meetings as requested for related work to ascertain progress and compliance of the Project for regulatory requirements per instruction above.
3. Review and comment on shop drawings and submittals for related work.
4. Review and respond to RFIs for related work.
5. Attend field observation/construction meetings as necessary to resolve design-related construction problems.
6. Provide interpretation of related construction documents and issue clarification drawings as required.
7. Review acceptability of substitutions proposed by the contractor.
8. Participate in pre-final and final inspections.
9. Provide structural observation as necessary to comply with the LADBS.

F. Post-Construction Phase (POST):

Incorporate as-built information to the final Record Drawings for related disciplines after construction completion, indicating all field changes made during construction based on the information provided by the Contractor, including but not be limited to, Change Orders, clarifications, bulletins, supplemental instructions, addenda, etc. Each drawing sheet shall be prominently marked "AS-BUILT" and dated.

SECTION IV – PROJECT SCHEDULE

The following Project timeline and milestones with tentative dates are to be used for developing the fee proposal and services breakdown:

| TASK | DURATION | TARGET DATES |
|-------------------------------|-----------|-----------------------------------|
| Issue Task Order Solicitation | 0 | February 1, 2024 |
| Pre-Proposal Job walk | 0 | February 26, 2024 |
| TOS Proposal Deadline | 0 | April 1, 2024 |
| TOS Award | 0 | May 1, 2024 |
| TOS Notice to Proceed | 0 | May 8, 2024 |
| Design Phase | 12 months | May 8, 2024 – May 8, 2025 |
| Bid and Award Phase | 5 months | May 14, 2025 – October 15, 2025 |
| Construction Phase | 18 months | October 16, 2025 - April 14, 2027 |
| Post Construction Phase | 6 months | April 15, 2027 – October 20, 2027 |

SECTION V – FEE PROPOSAL

Four (4) hard copies of the proposals shall be submitted along with an electronic version in Adobe PDF format. Each submitted proposal must not exceed 24 double-sided pages including covers.

The requested fee proposal shall be prepared in accordance with the terms and conditions of the executed contract. The fee proposal should outline the costs per phase for each service, as well as an estimated cost for reimbursable expenses. Please note that the City shall pay for all the plan check and permit fees. However, the Consultant may be asked to pay for related plan check fees and submit invoices for reimbursement. A Notice to Proceed (NTP) shall be issued prior to the start of work of each phase, except for reimbursable expenses that may apply at any phase.

- Conceptual/Schematic Design Phase
- Design Development Phase
- Construction Documents Phase
- Bid and Award Phase
- Construction Phase
- Post Construction/Record Drawing Completion Phase

In addition to the fee breakdown, a summary of subconsultant fees by task as shown on the table below must be included.

| NO | DESCRIPTION | FIRM NAME | SD | DD | CD | B&A | CON | POST |
|----|------------------------|-----------|----|----|----|-----|-----|------|
| 1 | Architectural Design | | | | | | | |
| 2 | Landscape Design | | | | | | | |
| 3 | Aquatic Engineering | | | | | | | |
| 4 | Civil Engineering | | | | | | | |
| 5 | Structural Engineering | | | | | | | |
| 6 | Mechanical Engineering | | | | | | | |
| 7 | Plumbing Engineering | | | | | | | |

| | | | | | | | | |
|---------------------|-------------------------|--|--|--|--|--|--|--|
| 8 | Electrical Engineering | | | | | | | |
| 9 | Specifications | | | | | | | |
| 10 | Cost Estimating | | | | | | | |
| 11 | Commissioning | | | | | | | |
| 12 | Constructability Review | | | | | | | |
| 13 | Reimbursable (\$30,000) | | | | | | | |
| | | | | | | | | |
| SUBTOTALS: | | | | | | | | |
| TOTAL FEE PROPOSAL: | | | | | | | | |

Submit the name and resume of your proposed subconsultants and project managers. Also, a completed Non-Collusion Affidavit form (see attached) must be included with your proposal.

SECTION VI – MILESTONES FOR COMPLETION OF CONSULTANT'S SERVICES

The Consultant shall be compensated based on the satisfactory completion of each of the Project milestones as determined by the Project Manager and indicated below. A final payment schedule shall be issued to the selected Consultant based on the final approved fee proposal. A NTP shall be issued prior to the start of work of each phase, except for reimbursable expenses that may apply at any phase.

Consultant Payment Schedule:

1. 100% completion of Schematic Design Phase
2. 50% completion of Design Development Phase
3. 100% completion of Design Development Phase
4. 50% completion of Construction Document Phase
5. 90% completion of Construction Document Phase
6. 100% completion of Construction Document Phase (Permits "Ready to Issue")
7. 20% completion of Construction Phase
8. 40% completion of Construction Phase
9. 60% completion of Construction Phase
10. 80% completion of Construction Phase
11. 100% completion of Construction Phase
12. 100% completion of Record Drawing Documents

SECTION VII - SELECTION CRITERIA

Proposals shall be evaluated according to the following criteria:

| | Evaluation Criteria | |
|---|--|----|
| A | Demonstrated ability to deliver the design within the available construction budget. | 25 |
| B | The ability of the Project team to deliver the professional services required to design the Project according to the schedule. | 15 |
| C | Demonstrated experience in sustainable principles, and building | 15 |

| | | |
|---|--|-----|
| | electrification | |
| D | Demonstrate the Project team has experience in working with the BOE and RAP on similar projects. | 25 |
| E | Value of the services as demonstrated in the fee proposal. | 10 |
| F | Compliance with the Business Inclusion Program requirements included in Article 17 of your contract. | 10 |
| | Total | 100 |

The City reserves the right to award some or all parts of the proposal. In addition, the City reserves the right to reject any and all proposals. This TOS is not an authorization to start work. A NTP shall be issued to authorize start of work when your firm has been selected and your fee proposal has been accepted. In addition, an Authorization to Proceed (ATP) shall be issued to your firm for each of the subsequent Project phases before you may proceed with the work for subsequent phases.

SECTION VIII - BUSINESS INCLUSION PROGRAM REQUIREMENTS

It is the long-standing policy of the BOE that personal services contracts should, to the maximum extent reasonably feasible, include the utilization of subconsultants, Minority Business Enterprises, Women Business Enterprises, Small Business Enterprises, Emerging Business Enterprises, Disabled Veteran Business Enterprises, and Other Business Enterprises (MBE/WBE/SBE/EBE/DVBE/OBE). A good faith outreach is required of Prime Consultants to outreach to their Schedule A listed subconsultants on all task orders.

The BOE has set anticipated participation levels of 18% MBE, 4% WBE, 25% SBE, 8% EBE, 3% DVBE.

If the Consultant is including in the proposal new subconsultants not previously listed on the Schedule A of the contract, the Consultant shall first conduct outreach in accordance with the contract's Article 17 – Business Inclusion Program.

Prior to negotiation of this TOS, the selected Consultant may be asked to submit documentation supporting any outreach efforts undertaken to potential subconsultants and evaluation of selected subconsultants, for all proposed subconsultants for the Project not listed in the Schedule A of the Consultant's contract.

SECTION IX - INSURANCE REQUIREMENTS

Insurance policies must be current and on file with the Office of the City Administrative Officer (CAO) Risk Management when the TOS is awarded to the selected Consultant. Work cannot commence or continue if the proper proof of insurance forms is not on file with the CAO. Also, invoices will not be paid if the proper verification of insurance forms is not on file with the CAO.

SECTION X - CONTACT INFORMATION

All questions and written notices shall be directed to the Project Manager shown below. Use email to send questions. Answers will be issued to all firms through an addendum to the TOS.

SECTION XI - PRE-PROPOSAL JOB WALK

Please attend the mandatory Pre-Proposal Job Walk as noted below.

February 26, 2024

10:00 am Sylmar Park

13109 Borden Avenue, Sylmar, CA. 91342

SECTION XII - FEE PROPOSAL DUE DATE

The fee proposal shall be delivered by Monday, **April 1, 2024 at 2:00 pm** and addressed to:

Steven Fierce, A.I.A., Principal Architect
Bureau of Engineering, Architectural Division
1149 South Broadway, Suite 830
Los Angeles, CA 90015

Attention:

Jacob Bigler, Project Manager
Tel: (213) 485-1230
E-mail: Jacob.Bigler@lacity.org

SECTION XIII - COVID-19 VACCINATION REQUIREMENTS

Employees of Consultant and/or persons working on its behalf, including, but not limited to, subconsultants (collectively, "Contractor Personnel") must be fully vaccinated against the novel coronavirus 2019 ("COVID-19") prior to: (1) interacting in person with City employees, contractors, or volunteers, (2) working on City property while performing services under this Contract, and/or (3) coming into contact with the public while performing services under this Contract (collectively, "In-Person Services"). "Fully vaccinated" means that 14 or more days have passed since Contractor Personnel received the final dose of a two-dose COVID-19 vaccine series (Moderna or PfizerBioNTech) or a single dose of a one-dose COVID-19 vaccine (Johnson & Johnson/Janssen) and all booster doses recommended by the Centers for Disease Control and Prevention. Prior to assigning Contractor Personnel to perform In-Person Services, Consultant shall obtain proof that such Contractor Personnel has been fully vaccinated. The Consultant shall retain such proof for the document retention period set forth in this Contract. The Consultant shall grant medical or religious exemptions to Contractor Personnel as required by law.

SECTION XIV - DISCLAIMER

The BOE may or may not decide to award any or part of this Task Order in one or multiple NTPs based on its sole convenience and shall not be responsible for any solicitation response costs. Furthermore, the schedule of any part of this Task Order is dependent on the availability of funding and can be postponed at any time. The BOE reserves the right to award none, some or all parts of the proposal to the selected Consultant, as well as reserves the right to reject any and all proposals. Furthermore, the BOE reserves the right to issue additional TOS', if necessary, to complete the remainder of the scope of work.

We look forward to your participation and receiving your proposal.

SF/JB/:

Q:\Typed Documents\

Attachments: (1) Sylmar Senior Center Program/Floor Plan Schematic
(2) Schedule B-Task Order List of Consultants
(3) Non-Collusion Affidavit

Cc: RAP: Cathie Santo Domingo, Darryl Ford,
BOE/Arch. Div.: Marina Quinonez, Ohaji Abdallah, Ivet Madatyan

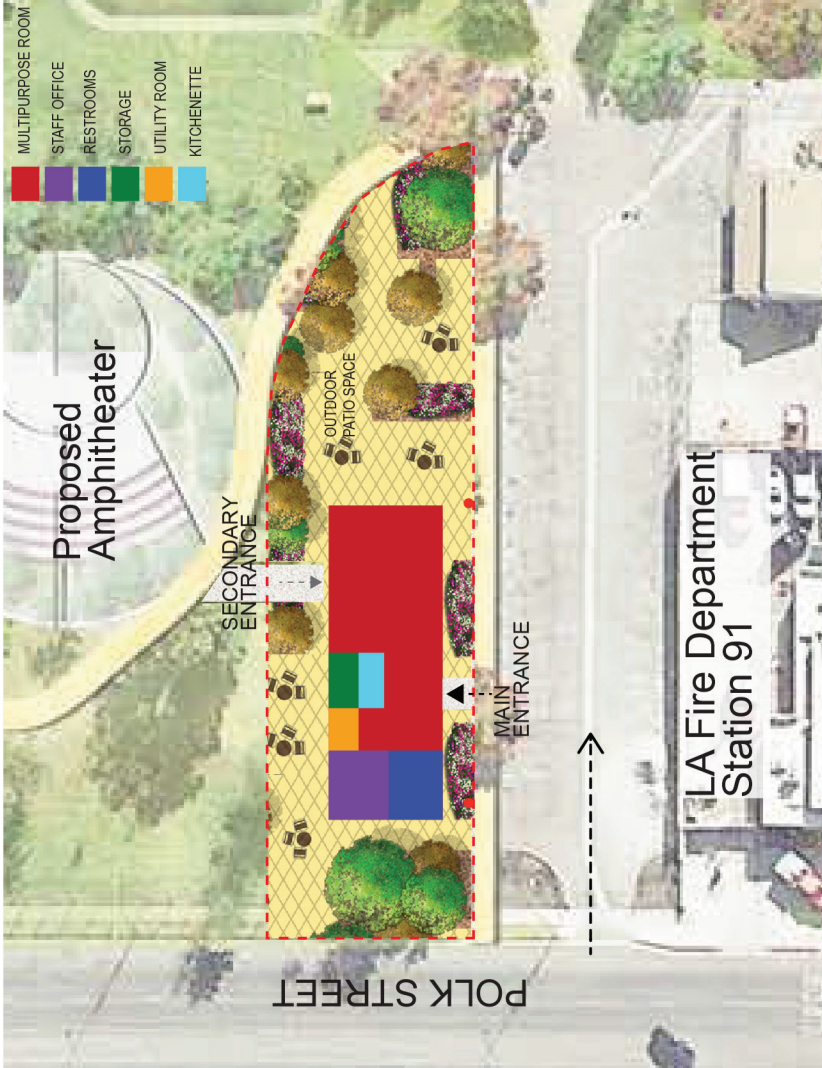
SITE LOCATION 3

Located at the northwestern side of the existing building, adjacent to the proposed amphitheater and the LA Fire Department Station.

- Safe and easy access from adjacent parking lot and Polk St.
- Good option as the site is located away from baseball field, tennis and basketball courts.
- Easy utility connection off Polk Street.

PROPOSED PROGRAM - SYLMAR SENIOR CENTER (3,000 SF BUILDING):

- Multipurpose Space - open and flexible to accommodate various programmatic services, the space can be divided into two rooms.
- Kitchenette Space - available for staff and patrons use during park activities or special events.
- Office (Admin) capacity for three staff members.
- Storage - accommodate current storage needs for the park and proposed services.



SATELLITE MAP



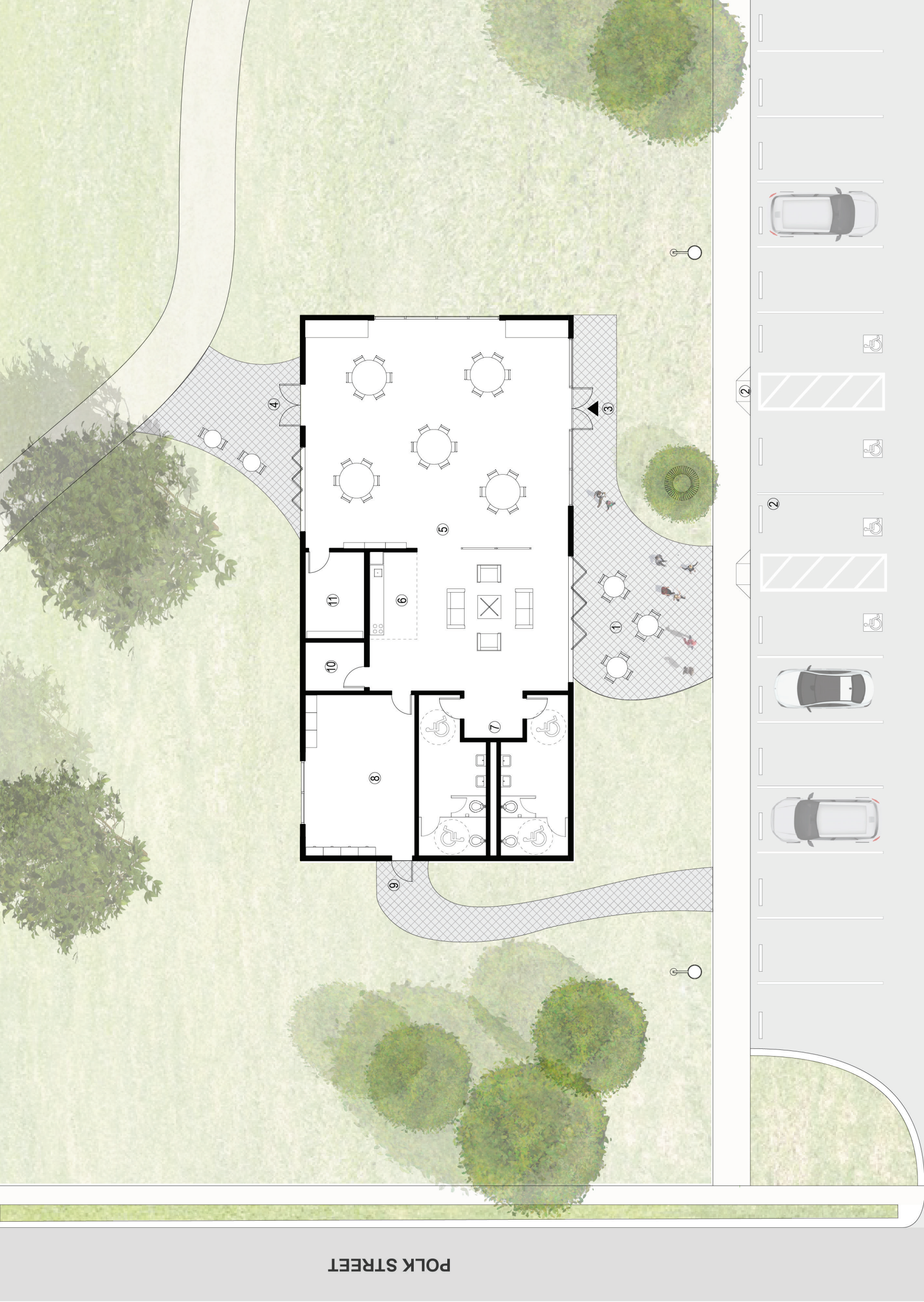
SYLMAR SENIOR CENTER:
OVERVIEW OF PROPOSED SITE LOCATION # 3 | 13109 BORDEN AVE. SYLMAR, CA 91342

DESIGN INTENT:

- Providing easy access/connection to the existing green lawn area and other amenities inside the park.
- Maximizing the indoor and outdoor connection/interface by creating multiple view from the inside of the multipurpose area to the rest of the park.
- The multipurpose area will get the maximum natural ventilation and daylight access. Additionally, the space can be easily divided into smaller areas with movable partition walls to accommodate different uses of the space.
- Clear separation between public and private circulation
 - Providing direct and private access to the staff office from the parking lot.
 - Indoor public circulation is controlled with partition walls.
- The kitchenette is semi enclosed, it could be utilized by the staff only, or open to the public during special events.
- Providing an inviting outdoor patio / waiting area that can be accessible from the parking lot and green lawn areas.

PROPOSED BUILDING/SITE FEATURES:

1. Outdoor Patio / Waiting Area
2. Relocated Handicap Parking and Curb Cut
3. Main Entrance
4. Secondary Entrance
5. Multipurpose Area (1780 SF)
6. Kitchenette (85 SF)
7. Women / Men Restrooms (400 SF)
8. Admin / Staff Office (360 SF)
9. Private Entrance - Staff Only
10. Utility Room (60 SF)
11. Storage (106 SF)



EXISTING PARKING LOT

RFQ SCHEDULE B

TASK WORK ORDER LIST OF SUBCONSULTANTS

(NOTE: COPY THIS PAGE AND ADD ADDITIONAL SHEETS AS NECESSARY, SIGN and DATE ALL SHEETS)

| | | | |
|------------------------|--|---------------------------|--|
| Project Title: | | Work Order Number: | |
| Consultant: | | Address: | |
| Contact Person: | | Phone/Email: | |

| LIST OF ALL SUBCONSULTANTS (SERVICE PROVIDERS/SUPPLIERS/ETC.) | | | | |
|---|-------------------------------|-------------------------------------|---|-----------------------------|
| Name, Address, Phone, of all Subconsultants | Description of Work or Supply | MBE/ WBE/ SBE/ EBE/ DVBE/ OBE | Certification Agency/ Certification Number | Dollar Value of Subcontract |
| | | | | |
| | | | | |
| | | | | |
| | | | | |
| | | | | |
| | | | | |
| | | | | |

| Current Percentage of MBE/ WBE/ SBE/ EBE/ DVBE/ OBE/ Participation to Date | | | | | |
|--|--------------|--------------------------|-------------------|---------------|--------------------------|
| | Total Dollar | Total Percentage Pledged | | Total Dollars | Total Percentage Pledged |
| MBE Participation | \$ | % | WBE Participation | \$ | % |
| SBE Participation | \$ | % | EBE Participation | \$ | % |
| DVBE Participation | \$ | % | OBE Participation | \$ | % |

| |
|-------------------------|
| Base Bid Amount: |
|-------------------------|

| | | | |
|---|---------------------|--------------|-------------|
| Signature of Person Completing this Form | Printed Name | Title | Date |
| | | | |

| |
|------------------------|
| ATTACHMENT A-13 |
|------------------------|

NON COLLUSION AFFIDAVIT

1. Non Collusion Affidavit, 1 page

NON-COLLUSION AFFIDAVIT

The appropriate, authorized operator's designate must sign and affix the corporate seal (see space below).

I, _____, depose and say that I am
_____, of _____,
("President," "Vice-President," etc.) (Insert Name and Address of Organization

who submits this proposal to the City of Los Angeles, City Attorney's Office, and hereby declare that this proposal is genuine, and not sham or collusive, nor made in the interest or in behalf of any person not herein named and the proposer had not directly induced or solicited any other proposer to put in a sham proposal, or any other person, firm, or corporation to refrain from submitting a proposal, and that the proposer has not in any manner sought by collusion to secure for him/herself an advantage over any other proposer.

Date: _____ at _____
(Month, Day, Year) (City, State)

(Corporate Seal)

I certify under penalty of perjury that the foregoing is correct.

(Signature)



KAREN BASS
MAYOR

CITY OF LOS ANGELES

CALIFORNIA

Addendum No. 1

February 7, 2024



TED ALLEN, PE
CITY ENGINEER

CD 7 – SYLMAR SENIOR CENTER

Task Order Solicitation (TOS) No. 96 (Work Order No. E1908955)

This addendum consists of this 2-page transmittal.

Consultants are hereby notified of the following:

MODIFICATIONS TO THE TOS:

A. On page 9, under Section IV Project Schedule – the target dates have been revised to read as follows:

| | |
|-------------------------------|--------------------------------|
| Issue Task Order Solicitation | February 1, 2024 |
| Pre-Proposal Job Walk | February 21, 2024 |
| TOS Proposal Deadline | March 6, 2024 |
| TOS Award | April 3, 2024 |
| TOS Notice to Proceed | April 10, 2024 |
| Design Phase | April 10, 2024 – April 9, 2025 |
| Bid and Award Phase | April 9, 2025 – Sept 10, 2025 |
| Construction Phase | Sept 10, 2025 – March 10, 2027 |
| Post Construction Phase | March 10, 2027 – Sept 8, 2027 |

B. On page 12, Section XI Pre-Proposal Job Walk has been revised to read as follows:

Please attend the non-mandatory Pre-Proposal Job Walk as noted below.

February 21, 2024
10:00 am Sylmar Park
13109 Borden Avenue, Sylmar, CA 91342

C. On page 12, Section XII Fee Proposal Due Date has been revised to read as follows:

The fee proposal shall be delivered by Wednesday, March 6, 2024 at 2:00 pm and addressed to:

Steven Fierce, A.I.A., Principal Architect
Bureau of Engineering, Architectural Division
1149 South Broadway, Suite 830
Los Angeles, CA 90015

Attention:

Jacob Bigler, Project Manager
Tel: (213) 485-1230



KAREN BASS
MAYOR

CITY OF LOS ANGELES
CALIFORNIA
Addendum No. 1
February 7, 2024



TED ALLEN, PE
CITY ENGINEER

CD 7 – SYLMAR SENIOR CENTER
Task Order Solicitation (TOS) No. 96 (Work Order No. E1908955)

E-mail: Jacob.Bigler@lacity.org

Sincerely,

Reynaldo Sison, P.E.
Acting Division Engineer
Project Award and Control Division
Bureau of Engineering



KAREN BASS
MAYOR

CITY OF LOS ANGELES
CALIFORNIA
Addendum No. 2
February 15, 2024



TED ALLEN, PE
CITY ENGINEER

CD 7 – SYLMAR SENIOR CENTER

Task Order Solicitation (TOS) No. 96 (Work Order No. E1908955)

This addendum consists of this 2-page transmittal.

Consultants are hereby notified of the following:

I. MODIFICATIONS TO THE TOS:

- A. On page 2, under Section 1 – Project Description, Item no. 8 - “pool design” and “LA County Health Department” has been removed from the Ready to Issue list to read as follows.

The Consultant shall secure a “Ready to Issue” designation for all permits related to electrical, mechanical, plumbing, structural and civil permits from LADBS and any other permitting agencies as necessary.

- B. On page 10, under Section V – Fee Proposal, the subconsultant fee list has been revised to read as follows:

| NO | DESCRIPTION | FIRM NAME | SD | DD | CD | B&A | CON | POST |
|---------------------|-------------------------|-----------|----|----|----|-----|-----|------|
| 1 | Architectural Design | | | | | | | |
| 2 | Landscape Design | | | | | | | |
| 3 | Aquatic Engineering | | | | | | | |
| 4 | Civil Engineering | | | | | | | |
| 5 | Structural Engineering | | | | | | | |
| 6 | Mechanical Engineering | | | | | | | |
| 7 | Plumbing Engineering | | | | | | | |
| 8 | Electrical Engineering | | | | | | | |
| 9 | Specifications | | | | | | | |
| 10 | Cost Estimating | | | | | | | |
| 11 | Constructability Review | | | | | | | |
| 12 | Reimbursable (\$30,000) | | | | | | | |
| | | | | | | | | |
| SUBTOTALS: | | | | | | | | |
| TOTAL FEE PROPOSAL: | | | | | | | | |

II. QUESTIONS FROM CONSULTANTS (Q) AND ANSWERS FROM THE CITY (A):

Q1. Will a survey in .dwg format be provided by the City?

A1. Yes, the BOE will provide the .dwg survey upon issuance of the NTP.



KAREN BASS
MAYOR

CITY OF LOS ANGELES

CALIFORNIA

Addendum No. 2

February 15, 2024



TED ALLEN, PE
CITY ENGINEER

CD 7 – SYLMAR SENIOR CENTER

Task Order Solicitation (TOS) No. 96 (Work Order No. E1908955)

Q2. Will a Geotech / Soils report be provided by the City? If so, will a draft be available for review prior to submittal of the Fee Proposal?

A2. Yes, the BOE will provide all soils reports and Geotech report upon issuance of the NTP.

Q3. Will this Project be required to meet LEED certification?

A3. No.

Q4. Will this Project be required to be Net-Zero certified?

A4. No.

Q5. Under the Project Description (page 2), the RTI list includes “Pool Design” and “LA County Health Department” approvals. Please confirm if these are expected requirements.

A5. “Pool Design” and “LA County Health Department” approvals are not required. Refer to Section I. Modifications to the TOS, Part A of this addendum.

Q6. On the Fee Proposal table (page 10), commissioning is listed as a subconsultant. Please confirm if commissioning is a requirement, and if so, what level of commissioning is required?

A6. Commissioning is not required for this Project. Refer to Section I. Modifications to the TOS, Part B of this addendum.

Q7. Will EV Charging Stations be required as part of this Project?

A7. EV Charging stations are not required for this Project.

Q8. What is the deadline for questions / proposal RFIs?

A8. Questions must be submitted one week prior to the TOS Proposal Deadline.

Q9. What is the City’s expected date for responding to all questions / proposal RFIs?

A9. The BOE will respond to questions through addenda posted once a week.

Sincerely,

Reynaldo Sison, P.E.
Acting Division Engineer
Project Award and Control Division
Bureau of Engineering



KAREN BASS
MAYOR

CITY OF LOS ANGELES
CALIFORNIA
Addendum No. 3
February 26, 2024



TED ALLEN, PE
CITY ENGINEER

CD 7 – SYLMAR SENIOR CENTER

Task Order Solicitation (TOS) No. 96 (Work Order No. E1908955)

This addendum consists of this 2-page transmittal.

Consultants are hereby notified of the following:

MODIFICATIONS TO THE TOS:

A. On page 9, under Section IV Project Schedule – the target dates have been revised to read as follows:

| | |
|-------------------------------|--------------------------------|
| Issue Task Order Solicitation | February 1, 2024 |
| Pre-Proposal Job Walk | February 21, 2024 |
| TOS Proposal Deadline | March 13, 2024 |
| TOS Award | April 10, 2024 |
| TOS Notice to Proceed | April 17, 2024 |
| Design Phase | April 17, 2024 – April 9, 2025 |
| Bid and Award Phase | April 9, 2025 – Sept 10, 2025 |
| Construction Phase | Sept 10, 2025 – March 10, 2027 |
| Post Construction Phase | March 10, 2027 – Sept 8, 2027 |

B. On page 12, Section XII Fee Proposal Due Date has been revised to read as follows:

The fee proposal shall be delivered by Wednesday, March 13, 2024 at 2:00 pm and addressed to:

Steven Fierce, A.I.A., Principal Architect
Bureau of Engineering, Architectural Division
1149 South Broadway, Suite 830
Los Angeles, CA 90015

Attention:

Jacob Bigler, Project Manager
Tel: (213) 485-1230
E-mail: Jacob.Bigler@lacity.org



KAREN BASS
MAYOR

CITY OF LOS ANGELES

CALIFORNIA

Addendum No. 3

February 26, 2024



TED ALLEN, PE
CITY ENGINEER

CD 7 – SYLMAR SENIOR CENTER

Task Order Solicitation (TOS) No. 96 (Work Order No. E1908955)

Sincerely,

Reynaldo Sison, P.E.
Acting Division Engineer
Project Award and Control Division
Bureau of Engineering



KAREN BASS
MAYOR

CITY OF LOS ANGELES
CALIFORNIA
Addendum No. 4
March 06, 2024



TED ALLEN, PE
CITY ENGINEER

CD 7 – SYLMAR SENIOR CENTER

Task Order Solicitation (TOS) No. 96 (Work Order No. E1908955)

This addendum consists of this 1 page transmittal.

Consultants are hereby notified of the following:

I. QUESTIONS FROM CONSULTANTS (Q) AND ANSWERS FROM THE CITY (A):

Q1. Can we receive the sign-in sheet for those who attended the February 21st Job walk?

A1. No one showed up for the Job Walk on the 21st, so we do not have a sign-in sheet.

Q2. Are there currently anticipated union or labor requirements for this RFP?

A2. No, there are no anticipated union or labor requirements for this request.

Sincerely,

Reynaldo Sison, P.E.
Acting Division Engineer
Project Award and Control Division
Bureau of Engineering