

Department of Public Works

Bureau of Engineering

Report No. 1

April 26, 2024

CD No. 14

ISSUE THE TASK FOR SOLICITATION NO. 94 TO RIOS CLEMENTI HALE STUDIO FROM THE PRE-QUALIFIED ON-CALL CONSULTANTS LIST TO PROVIDE MASTER PLANNING AND DESIGN SERVICES FOR THE EL PUEBLO DE LOS ANGELES MASTER PLAN PROJECT (WORK ORDER NO. E1909106, CONTRACT NO. C- 124705)

RECOMMENDING THE BOARD OF PUBLIC WORKS (BOARD):

AUTHORIZE the City Engineer to issue the task to Rios Clementi Hale Studio, Contract No. C-124705, from the Pre-Qualified On-Call (PQOC) Architectural and Related Professional Services Consultants List to provide design and master planning services for the El Pueblo de Los Angeles Master Plan Project (Project), as stated in Task Order Solicitation (TOS) No. 94, with a budget authority of \$500,000, including contingency.

TRANSMITTALS

1. Copy of the Bureau of Engineering (BOE) and the Bureau of Contract Administration (BCA) Joint Report No. 1, adopted on June 11, 2014, authorizing the execution of the 2014 PQOC Architectural and Related Professional Services Consultants List.
2. Copy of the BOE and the BCA Joint Report No. 2, adopted on September 11, 2019, authorizing the increase in contract term of the 2014 PQOC Architectural and Related Professional Services Consultants List from five years to 10 years.
3. Copy of TOS No. 94, titled "El Pueblo Master Plan", dated June 2, 2023.
4. Copy of the Rios Clementi Hale Studio Fee Schedule for the Project dated November 10, 2023.
5. Copy of Council Motion Council File No. 24-0086, dated January 24, 2024.

DISCUSSION

Background

On June 11, 2014, the Board approved the PQOC list of 20 consultants to provide architectural and related professional services for various City of Los Angeles (City) projects for the Architectural Division (Transmittal No. 1). On September 11, 2019, the Board approved the increase in the PQOC contract duration from five years to 10 years (Transmittal No. 2). The extended 2014 PQOC Architectural and Related Professional Services contracts will expire on September 23, 2024. The BOE will be requesting to extend the contracts for PQOC consultants who have current task orders.

The El Pueblo de Los Angeles Executive Management Team and Council District No. 14 have established a new vision for the El Pueblo de Los Angeles Master Plan which will assist in the protection and activation of historic and cultural resources, prioritization of future development goals, identification of the highest and best use for future commercial revenue generating opportunities, and the execution of projects.

The last comprehensive Master Plan developed for El Pueblo was initiated and approved by the State of California Department of Parks and Recreation in 1980 as the El Pueblo de Los Angeles State Historic Park General Plan. In 1992, with the enactment of City Ordinance No. 167902, a successor City agency was created to replace the El Pueblo State Historic Park and the California State Park's management of the site with the provision that development and operation of the site conform to the 1980 Master Plan. The City department formed is the existing El Pueblo de Los Angeles Historical Monument Authority, and it is charged with the powers, duties, and functions relative to the operation, management, and control of the district. Originally envisioned as a 44-acre site, the existing City-managed El Pueblo district is roughly 22 acres with the general boundaries of Alameda Street, Arcadia Street, Spring Street, and Cesar Chavez Boulevard.

While the Master Plan developed in 1980 has served the State of California and the City well in safeguarding the historic district for the last several decades, the Master Plan is now nearly 45 years of age and not fully suited to provide long-range planning guidance for the district or to address the 21st century needs and realities of El Pueblo.

The next scope of work will be implemented in two major components: The El Pueblo de Los Angeles Master Plan and the Project Implementation Plan. The objectives for the new El Pueblo de Los Angeles Master Plan are centered on guiding new development, appropriate adaptive reuse of existing buildings, reinvigorating the commercial vitality of retail and dining, expanding meaningful and accessible cultural and educational offerings, and preserving the district's historic scale while linking the area to surrounding cultural districts.

The objectives for the Project Implementation Plan are to identify and prioritize all the projects based on the highest and best use for the proposed developments. The Project Implementation Plan will consist of feasibility studies for eight identified prioritized projects, identified by El Pueblo and the consulting team, which will include a concept design, a planning and code analysis, a rough order of magnitude estimate, schedules, a multi-year funding plan, and revenue analysis.

Due to available funding, this report only seeks to award the scope of work to develop the El Pueblo de Los Angeles Master Plan. The Project Implementation Plan will be funded in the next fiscal year.

Council District No. 14 has partnered with the El Pueblo de Los Angeles Executive Management staff to assist in the development of the vision for the El Pueblo de Los Angeles Master Plan. See Figure No. 1 below for reference to the existing site diagram.

April 26, 2024
Page 3

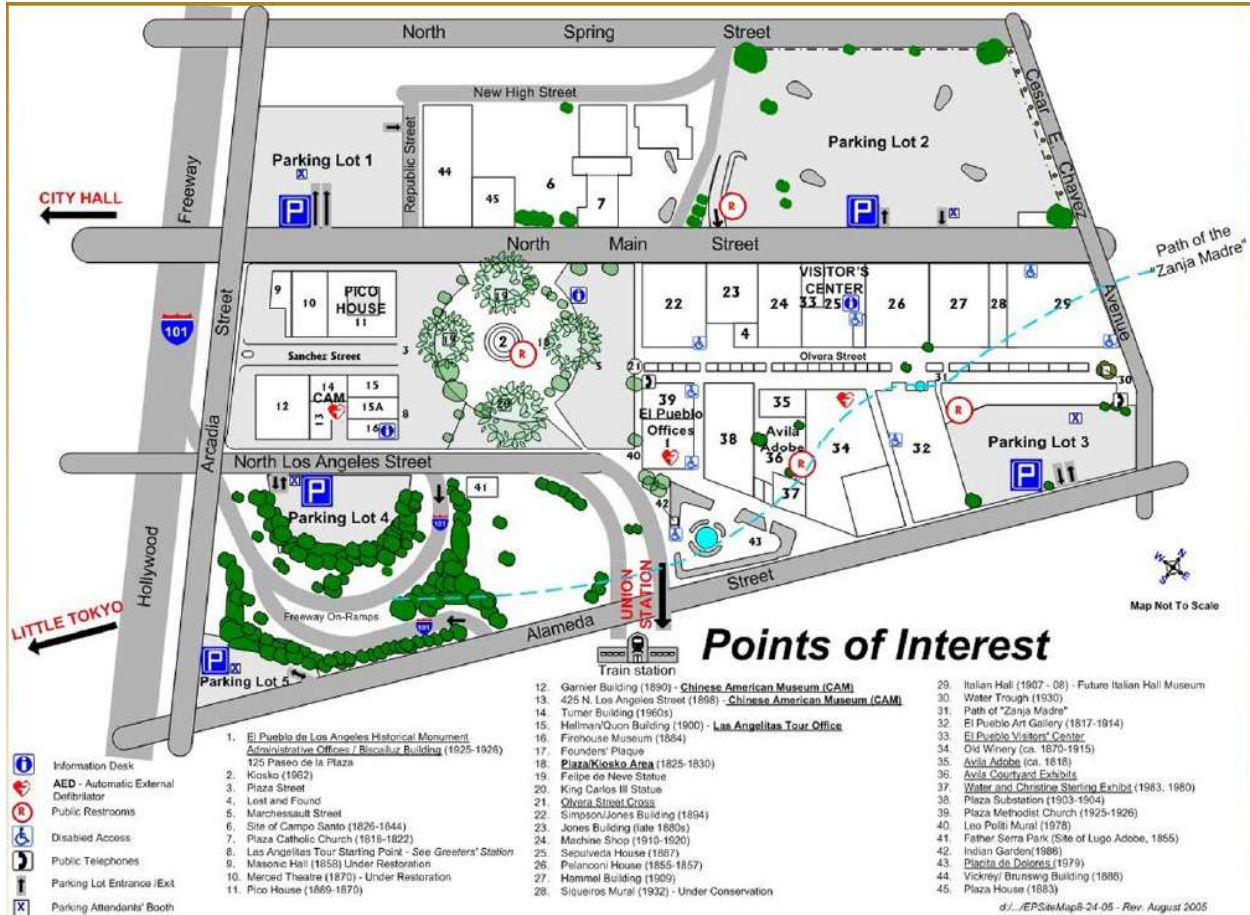


Figure No. 1

TOS Description

The TOS No. 94 (Transmittal No. 3), denotes the El Pueblo de Los Angeles Master Plan scope of work tasks as summarized below:

Task I: Project Initiation

This task includes the development of a comprehensive work plan that will describe the tasks to be performed, establish required meetings and presentations, and clarify roles and responsibilities of both the City staff and the Consultant team. The work plan will be documented and updated, using approved scheduling software, and will serve as the guide for the completion of the various tasks involved to develop the El Pueblo de Los Angeles Master Plan. This task also includes the development of the Draft Community Engagement Program, so that the team may perform outreach and schedule meetings with the various community stakeholders in advance.

Task II: Research, Analysis, Agency Input, and Input from Organized Stakeholder Groups
Task II is centered on acquiring, analyzing, and validating, all existing information related to the Project and the Project site. This includes all relevant documents as listed in the attachments within the TOS, as well as any other past studies and planning documents related to the district that the consultant identifies. The El Pueblo de Los Angeles Master Plan objectives will be further defined with input from organized stakeholders as part of this task, and will produce a research analysis findings document, a draft updated Historic Property Survey, and a draft list of proposed municipal and commercial assets identified for further development in the Project Implementation Plan.

Task III: Community Outreach and Public Participation

This task entails identifying and soliciting input from all various community stakeholder groups. The team shall conduct Planning and Design Workshops that will allow for maximum public participation through a variety of strategies, including but not limited to: stakeholder design meetings, public design workshops, focus groups, and social media design posts at major milestones and as required throughout the planning process to gain stakeholder and community insight and opinions on the design work completed to date and to adjust priorities.

It is estimated that a minimum of 14 community meetings/public presentations, which include six community design workshop meetings, four large community meetings and four presentations to Government Committees, with authority over the Project, shall be conducted.

The team will establish a website, comment portal, and social media platform sites that will be utilized to solicit and document community input.

Task IV: Development Options

The team will utilize the information gathered in the previous tasks and prepare two El Pueblo de Los Angeles Master Plan alternatives that address the goals of the Project. A Draft plan will be developed and presented to public entities to solicit input on the preferred approach. The associated Project Implementation Plan will be developed and will supplement the El Pueblo de Los Angeles Master Plan, upon approval of additional funding.

Task V: Master Plan Document

Task V will consolidate the information gathered in the previous tasks and includes the development of a draft El Pueblo de Los Angeles Master Plan. The draft plan will be presented at least three times to City stakeholder entities, and twice to the general public.

Task VI: Final Master Plan Document and Collateral Materials

April 26, 2024

Page 5

Based upon comments and feedback on the draft Pueblo de Los Angeles Master Plan, the team will develop the final El Pueblo de Los Angeles Master Plan document and collateral materials, which must, at a minimum, include the written, print-ready, and web-ready report that addresses the objectives outlined in this TOS and objectives identified during the Project process. Appropriate plans, drawings, diagrams, and graphics will be included to adequately represent the final Project design, the underlying analytic work, and the implementation strategy. The consultant will also present the Final El Pueblo de Los Angeles Master Plan to the Mayor's Office, Council District No. 14, the Board, the full City Council, and the appropriate City Council Committees for review and approval.

City staff are not currently available to prepare the El Pueblo de Los Angeles Master Plan documents for the Project, and therefore have sought consultant assistance to deliver the Project.

Summary of Selection and Negotiations

This TOS was distributed to the PQOC Architectural and Related Professional Services Consultants List to provide design and master planning services for the El Pueblo de Los Angeles Master Plan. Proposals were received from Perkins & Will, Rios Clementi Hale Studio, and Arcadis. The BOE Architectural Division staff and the El Pueblo Executive Management Staff composed the selection team. All three teams were interviewed, and Rios Clementi Hale Studio was chosen as the selected team. The fee for the Project scope of work was negotiated down to an amount of \$452,692, including reimbursable expenses (Transmittal No. 4).

Documentation supporting the selection of the consultant, as well as a record of the negotiations, has been included in the Project file.

Business Inclusion Program (BIP)

This task will be subject to the BIP outreach requirements. The City has set anticipated participation levels of 18 percent minority-owned (MBE), 4 percent women-owned (WBE), 25 percent small (SBE), 8 percent emerging (EBE), and 3 percent disabled veteran-owned (DVBE) business enterprises. For this task, the consultant is pledging a MBE participation level of 13.83 percent, a WBE participation level of 19.88 percent, a SBE participation level of 22.33 percent, an EBE participation level of 0 percent, a DVBE participation level of 0 percent, and an OBE participation level of 6.80 percent.

Due to the scope and specialized nature of work required to complete the El Pueblo de Los Angeles Master Plan, the proposed task order does not meet all of the City's BIP goals. The team's proposed BIP participation levels exceed the City's BIP goals in the WBE, SBE, and EBE categories, but do not meet the City's goals in the remaining categories. Additional funding is anticipated to be available for the Project in the next fiscal year, allowing for the award of the Implementation Plan scope of work, and this will

increase the consultant's BIP participation levels and provide another opportunity for addressing the City's BIP goals.

During the course of preparing their response to the TOS, Rios Clementi Hale Studio conducted outreach and requested that Arellano Associates and Economic & Planning Systems, Inc. be added to the Schedule A subconsultants list in order to meet the BIP outreach requirements. The Contract Manager approved the addition of the new subconsultants.

On this particular task, the following MBE, WBE, SBE, EBE, DVBE, and OBE firms are proposed to be utilized by the consultant:

Gender/Ethnicity Codes:

AA = African American
 APA = Asian Pacific American
 NA = Native American
 M = Male

HA = Hispanic American
 SAA = Subcontinent Asian American
 C = Caucasian
 F = Female

Subconsultants	Gender/ Ethnicity	MBE/WBE/ SBE/EBE/ DVBE/OBE	% of Base Task	Task Amount
Historic Resources Group, LLC	F/C	WBE/SBE/ EBE	19.88%	\$ 90,000
Psomas		OBE	3.16%	\$ 14,300
Arellano Associates	F/HA	MBE/SBE	13.83%	\$ 62,612
Nabih Youssef & Associates		SBE	4.86%	\$ 22,000
Buro Happold Consulting Engineers, Inc.		OBE	3.64%	\$ 16,500
Economic & Planning Systems, Inc.		SBE/EBE	3.64%	\$ 16,500
Subtotal Subconsultant Participation			49.02%	\$221,912
Prime Participation including reimbursable expenses			50.98%	\$230,780
Initial Base Task			100.00%	\$452,692
Contingency				\$ 47,308
Total Task Budget Authority				\$500,000

The following is a summary of the subconsultant utilization pledged by the consultant by business enterprise:

Total Subconsultant Participation						
Pledged	MBE	WBE	SBE	EBE	DVBE	OBE
% of Base Task	13.83%	19.88%	22.33%	0.00%	0.00%	6.80%
\$ Amount	\$62,612	\$90,000	\$101,112	\$0	\$0	\$30,800

Contractor Performance Evaluation

April 26, 2024
Page 7

In accordance with Division 10, Chapter 1, Article 13 of the Los Angeles Administrative Code, the appropriate City personnel responsible for the quality control of this personal services contract shall submit Contractor Performance Evaluation Reports to the BCA, Special Research & Investigation Section, upon completion of the contract.

STATUS OF FUNDING

\$500,000 of Project funding is available in Fund No. 682, Department No. 50, Appropriation Unit No. 50YVLC, as directed by Council File No. 24-0086 (Transmittal No. 5).

The City's liability under this contract shall only be to the extent of the present City appropriation to fund the contract. However, if the City shall appropriate funds for any succeeding years, the City's liability shall be to the extent of such appropriation, subject to the terms and conditions of the contract.

(SF RS RMK DW)

Report reviewed by:

BOE (ADM and PAC)

Report prepared by:

Architectural Division

Steven Fierce
Division Manager
Phone No. (213) 485-4402

Respectfully submitted,


ENGINEERING
Electronically Signed by Ted Allen
Date: 2024 11/10 15:00

Ted Allen, PE
City Engineer

Statement as to funds approved by:



Miguel De La Peña, Director
Office of Accounting
Fund Ref: 682/50/TBD/EI Pueblo Master Plan
Date: 4/12/2024

SF/OA/02-2024-0023_ARC.gr

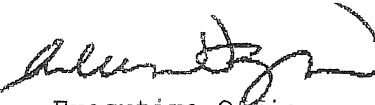
Questions regarding this
report may be referred to:
Ohaji Abdallah, Proposition K Program Manager
Phone No. (213) 485-4795
Email: ohaji.abdallah@lacity.org

Department of Public Works

Bureau of Engineering
Bureau of Contract Administration
Joint Report No. 1

June 11, 2014
CD ALL

/AS AMENDED**
ADOPTED BY THE BOARD
PUBLIC WORKS OF THE CITY
of Los Angeles California
AND REFERRED TO THE MAYOR
JUN 11 2014


Executive Officer

REQUEST FOR AUTHORITY TO EXECUTE PERSONAL SERVICES CONTRACTS WITH PRE-QUALIFIED ON-CALL (PQOC) ARCHITECTURAL AND RELATED PROFESSIONAL SERVICES CONSULTANTS FOR VARIOUS PROJECTS

RECOMMENDATIONS

- ****
1. That the Board of Public Works (Board) find Frank R. Webb Architects, Inc. and XTEN Architecture ~~non-responsive, for failing to pass their Business Inclusion Program evaluations as discussed in this report.~~
 2. In the event that the Board finds Frank R. Webb Architects, Inc. and/or XTEN Architecture responsive, direct the Bureau of Engineering (BOE) to enter into contract negotiations with the responsive firm(s) and report back to the Board with a recommendation to add them to the list of eighteen PQOC Architectural and Related Professional Services Consultants recommended for award of a contract.
 3. Approve and forward this report with transmittals to the Mayor requesting that he approve and authorize the President or two Commissioners of the Board to execute the personal services contracts between the City and the PQOC Architectural and Related Professional Services Consultants. The consultants will provide as-needed services for various Public Works projects. The ~~eighteen~~ **twenty** PQOC Architectural and Related Professional Services Consultants are:
- ****

- AC Martin Partners, Inc. (10)
- Brooks + Scarpa, Inc. (12)
- Eric Owen Moss Architects (17)
- Gonzalez/Goodale Architects (2)
- Gruen Associates (20)
- Gwynne Pugh Urban Studio (18)
- HMC Architects (4)
- John Friedman/Alice Kimm Architects, Inc. (19)
- Lehrer Architects LA Inc (1)
- M. Arthur Gensler Jr. & Associates, Inc (6)
- Paul Murdoch Architects APC (14)
- Perkins & Will Inc (3)
- **** * Frank R. Webb Architects, Inc. (11)
- **** * XTEN Architecture (13)

TRANSMITTAL NO. 1

- Pfeiffer Partners Architects, Inc.
 - Rios Clementi Hale Studios
 - RoTo Architects Inc
 - Sparano + Mooney Architecture, Inc.
 - Studio Pali Fekete: architects
 - Tetra-IBI Group Architecture Planning
4. Notify the BOE, Architectural Division, Mahmood Karimzadeh, (213) 485-4282, when the contracts are ready to be executed by the Board; whereupon, five original copies of each of the contracts will be delivered to the Executive Officer of the Board for signature.
 5. Upon execution, request the City Clerk to attest and certify the five original copies of the personal services contracts. The City Clerk and the Board will each retain one original copy and three original copies are to be returned to the BOE, Mahmood Karimzadeh.
 6. Request that the Board randomly select the names of the PQOC consultants to create the initial PQOC Architectural and Related Professional Services Consultants List for use in future assignments of work.
 7. Upon execution of the new PQOC Architectural and Related Professional Services Consultants List, request that the Board authorize the City Engineer to terminate consultant contracts from the 2008 PQOC Architectural Consultants List that do not have active task order work.

FISCAL IMPACT STATEMENT

Because the proposed contracts are for as-needed services, the Contracts do not have any financial impact on the City. The BOE will ensure that adequate funds are available to cover the costs for work on a specific project prior to requesting proposals from the firms.

TRANSMITTALS

1. Copy of the BOE and Bureau of Contract Administration Joint Report No. 4, adopted on December 19, 2012, authorizing advertisement of the RFQ.
2. Copy of the RFQ entitled "Request for Qualifications (RFQ) PQOC Architectural and Related Professional Services Consultants List for Various City of Los Angeles Projects."
3. List of firms responding to the RFQ.
4. Copy of the Statement of Qualifications (SOQ) as submitted by each firm selected for the PQOC Architectural and Related Professional Services Consultants List.

June 11, 2014

Page 3

5. Master copy of the proposed personal services contract between the City and the selected firms.
6. Copy of the Master RFQ/RFP Contract Checklist, Items 11-14 completed.
7. Copy of the Personal Services Contracting Process Checklist, Items 7-9 completed.
8. Copy of letter dated August 28, 2013, from the City of Los Angeles to Mr. Gregory W. Coles of Frank R. Webb Architects, Inc.
9. Copy of letter dated August 28, 2013, from the City of Los Angeles to Mr. Austin Kelly of XTEN Architecture.
10. Copy of email and attachments dated September 16, 2013, from Yllania Francis of Frank R. Webb Architects to the City of Los Angeles.
11. Copy of email and attachment dated September 23, 2013, from Yllania Francis of Frank R. Webb Architects to the City of Los Angeles.
12. Copy of email and attachments dated September 16, 2013, from Austin Kelly of XTEN Architecture to the City of Los Angeles.
13. List of Potential MBE/WBE/SBE/EBE/DVBE/OBE subconsultants submitted by each firm selected for the PQOC Architectural and Related Professional Services Consultants List.

DISCUSSION

Background

On December 19, 2012, the Board authorized the City Engineer to advertise and issue an RFQ to provide architectural and related professional services, on a pre-qualified, as needed basis (Transmittals No. 1 and 2). The City Engineer was also authorized to negotiate a personal services Contract with each of the selected consultant firms.

A Notice to Advertise the RFQ was placed in newspapers, with marketing and Architectural/Engineering associations, and on websites. The RFQ and its attachments were uploaded to the Mayor's Los Angeles Business Assistance Virtual Network (LA BAVN) website, where respondents were able to download the RFQ and attachments.

A total of 642 consultants downloaded the RFQ from the LA BAVN website, with 69 consultants submitting their SOQs on February 13, 2013 (Transmittal No. 3). The SOQs were rated by a panel from the BOE based on the following criteria:

Evaluation Criteria	Points
Firm's Architectural Practice Qualifications, Design Excellence, and Prior Achievements This includes the firm's architectural practice as demonstrated by their qualifications, design excellence, prior experience, approach to work, utilization of information technology, and familiarity with architectural design and project management services pertaining to the RFQ's Scope of Work.	30 Points
Qualifications and Prior Achievements of the Related Professional Disciplines This includes the qualifications, prior experience, and approach to work of the related professional disciplines, particularly the engineering (structural, mechanical, and electrical) and landscape architectural disciplines, as they pertain to the RFQ's Scope of Work section.	20 Points
Professional Qualifications and Prior Experience of Key Personnel of Prime Consultant and Major Subconsultants This includes the prior experience, qualifications, and licensure of key personnel in the prime consultant's office, and in the offices of the major subconsultants. The key personnel criterion is focused on the qualifications of the leading team members.	20 Points
Record of Past Performance This includes customer satisfaction, quality of work, completion of work on time and within budget, change order history, and management history. Information provided will be verified by reference checks.	20 Points
Sustainable Design Achievements This includes experience with resource efficient design and construction, including prior experience using the United States Green Building Council's Leadership in Energy and Environmental Design (LEED) rating system, the State's California Green Building Standards Code (CALGreen), experience and/or familiarity with the City of Los Angeles' LA Green Building Code, the City's Low Impact Development ordinance, and other sustainable design practices.	10 Points
Total Evaluation Points	100 Points
Local Business Preference Program (LBPP) Prime consultants that qualify as a Local Business Enterprise (LBE) may be granted eight additional points to their final score such that the score awarded to a SOQ submitted by a LBE is increased by 8 percent of the total possible evaluation points.	8 Points
LBPP Adjusted Total	108 Points

A short list of the most qualified PQOC Architectural and Professional Related Consultants was developed based on an evaluation of their Statements of Qualifications (Transmittal No. 4). Staff briefed the Board Commissioners before contract negotiations began. BOE staff completed contract negotiations on February 21, 2014 and proposed Contracts were drafted (Transmittal No. 5).

June 11, 2014
Page 5

Compliance with City Policies and with the Board of Public Works' Policy

The Board's personal services contracting policies have been followed (Transmittal Nos. 6 and 7). The selected Consultants are subject to compliance with the following City of Los Angeles' Ordinances and policies: Contractor Responsibility Ordinance, Business Tax Registration Certificate; Non-Discrimination, Equal Employment Practices, and Affirmative Action; Insurance requirements; Equal Benefits Ordinance; Child Support Obligations Ordinance; Americans with Disabilities Act; Service Contractor Worker Retention Ordinance; Living Wage Ordinance; Slavery Disclosure Ordinance; Non-Collusion; Municipal Lobbying Ordinance; First Source Hiring ordinance; Local Business Preference Program; and Discount Terms. The PQOC Consultants will comply with the requirements of the Business Inclusion Program for subconsultant outreach. Failure to comply with all requirements will render the consultant's Contract subject to termination pursuant to the conditions therein.

Businesses are encouraged to locate or remain within the City of Los Angeles to preserve and enhance the economic base and well-being of the City. According to the Los Angeles Residence Information form, Consultants provided the following information:

Consultant Firm	Total No. of Employees in Firm	No. of Employees who are L.A. Residents	(%) of Employees who are L.A. Residents
AC Martin Partners, Inc.	107	53	50%
Brooks + Scarpa, Inc.	12	6	50%
Eric Owen Moss Architects	11	6	55%
Frank R. Webb Architects, Inc.	18	5	28%
Gonzalez/Goodale Architects	21	2	10%
Gruen Associates	65	38	58%
Gwynne Pugh Urban Studio	6	6	100%
HMC Architects	264	15	6%
John Friedman/Alice Kimm Architects, Inc.	14	11	79%
Lehrer Architects LA Inc	12	10	83%
M. Arthur Gensler Jr. & Associates Inc	3,094	219	7%
Paul Murdoch Architects APC	10	9	90%
Perkins & Will Inc	1,424	56	4%
Pfeiffer Partners Architects, Inc.	40	29	73%
Rios Clementi Hale Studios	60	44	73%
RoTo Architects Inc	6	6	100%
Sparano + Mooney Architecture, Inc.	8	2	25%
Studio Pali Fekete: architects	19	14	74%
Tetra-IBI Group Architecture and Planning	3,096	7	< 1%
XTEN Architecture	12	12	100%

Local Business Preference Program

City Ordinance No. 181910 adopted the Local Business Preference Program. This Program is designed to increase local employment and expenditures in the local private sector. Businesses that qualified as a Local Business Enterprise (LBE) were granted 8 additional points to their final score such that the score awarded to a proposal submitted by a local business was increased by 8 percent of the total possible evaluation points. The preference allowed by the Ordinance for the utilization of local subconsultants could not be applied to the evaluation process because actual utilization cannot be pledged until the contracts have been executed and task orders are issued for specific work.

For the eighteen firms recommended award of a contract, staff verified that 15 (AC Martin Partners, Inc., Brooks + Scarpa, Inc., Gonzalez/Goodale Architects, Gruen Associates, Gwynne Pugh Urban Studio, John Friedman/Alice Kimm Architects, Inc., Lehrer Architects LA Inc, M. Arthur Gensler Jr. & Associates, Inc, Paul Murdoch Architects APC, Perkins & Will Inc, Pfeiffer Partners Architects, Inc., Rios Clementi Hale Studios, RoTo Architects, Sparano + Mooney Architecture, Inc., and Studio Pali Fekete: architects) received the LBPP points. Additionally, both Frank R. Webb Architects and XTEN Architecture received LBPP points. LBPP points awarded did not impact the rankings that resulted in the short list.

Contractor Responsibility Ordinance

All consultants participating in this program are subject to compliance with the requirements specified in the City of Los Angeles' Contractor Responsibility Ordinance No. 173677 (Article 14, Chapter 1, Division 10, L.A.A.C.), failure to comply with all requirements specified in the Ordinance may render the consultant's contract subject to termination pursuant to the conditions expressed therein.

Contractor Performance Evaluation

In accordance with Article 13, Chapter 1, Division 10 of the City of Los Angeles Administrative Code (L.A.A.C.), the appropriate City personnel responsible for the quality control of these personal services contracts shall submit Contractor Performance Evaluation Reports to the Bureau of Contract Administration, Special Research & Investigation Section upon completion of these contracts.

Notice of Intent to Contract and Charter Section 1022 Determination

The required Notification of Intent to Contract form was submitted to the City Administrative Officer (CAO) on January 27, 2011. In compliance with Charter Section 1022, on July 25, 2011, the CAO determined that it was more feasible to utilize consultants to perform this work rather than City employees.

City Attorney Review

All PQOC Architectural and Professional Related Services Consultants signed a personal services Contract by February 21, 2014. The proposed contracts have been reviewed and approved as to form by the City Attorney's Office.

Business Inclusion Program (BIP)

June 11, 2014
Page 7

On January 12, 2011, the Mayor issued Executive Directive No. 14 which created the BIP. This program provides Minority Business Enterprise (MBE), Women Business Enterprise (WBE), Small Business Enterprise (SBE), Emerging Business Enterprise (EBE), Disabled Veteran Business Enterprise (DVBE), and Other Business Enterprise (OBE) firms an equal opportunity to compete for and participate in City contracts. Additionally, the BIP requires respondents to perform and document a BIP Outreach via the internet utilizing the Los Angeles Business Assistance Virtual Network service.

This RFQ was advertised with anticipated participation levels of 18 percent MBE, 4 percent WBE, 25 percent SBE, 8 percent EBE, 3 percent DVBE, and with mandatory BIP documentation requirements.

Based on a review by the Office of Contract Compliance (OCC), all 18 Consultants selected by BOE have met the Business Inclusion Program requirements and have been deemed responsive pending compliance with all other City requirements. However, the BOE had initially selected twenty firms, but two firms, Frank R. Webb Architects, Inc. and XTEN Architecture, did not fulfill the requirements of the BIP outreach program. Upon conclusion of the BIP evaluation for both of these consultants, OCC determined that neither of them had met the requirement of BIP Indicator No. 6 - Negotiated in Good Faith which, in part, requires "An online Summary Sheet organized by work area, listing the following: 1) the responses and/or bids received; 2) the name of the subconsultant who submitted the bid/quote; 3) a brief reason given for selection/non-selection as a subconsultant" and a Schedule A listing the potential subconsultants which they are committing themselves to solicit proposals from and utilize on task orders as necessary. These subconsultants are to be derived from the results of the BIP outreach and negotiation in good faith. Both of these firms were sent notification of this determination on August 28, 2013 (Transmittal Nos. 8 and 9). The following is a brief summary of what transpired between OCC and these two consultants after the notification was sent on August 28, 2013.

Frank R. Webb Architects

OCC exchanged emails with the consultant and provided specific details regarding their non-negotiation in good faith. Specifically, subconsultants were predominantly "Selected based on past work together" while no reason was provided for rejecting 25 interested subconsultants. OCC staff further discussed this issue in a meeting prior to the consultant submitting a formal response dated September 16, 2013. The formal response stated that 18 of the

subconsultants listed on the BIP Summary Sheet “were intended to be included in the Schedule A, however time constraints due to technical issues did not allow their inclusion.” and several other interested subconsults were rejected because they submitted their qualification after the deadline (January 29, 2013) imposed by the consultant. OCC staff reviewed and analyzed the formal response and again concluded that the consultant had not negotiated in good faith. At issue with this clarification is that while BAVN technical issues could have impacted their ability to complete their BAVN Summary Sheet, they would have no impact on the listing of potential subcontractors on their Schedule A which had to be submitted with their Statement of Qualifications the day before the technical issues occurred. Additionally, of the six interested subconsultants that were rejected for having submitted their qualifications late, three submitted on or before January 29, 2013 and all six could not be held accountable to the consultant’s deadline for submission because they were never notified by the consultant of the deadline prior to their submission. Finally, in an email dated September 23, 2013 (Transmittal No. 11) the consultant submitted a memorandum to OCC staff which reiterated some of the issues previously addressed, but did not address the Negotiation in Good Faith issues based on the required documentation.

XTEN Architecture

OCC exchanged several emails with the consultant regarding their failure to make any modifications to their BIP Summary Sheet prior the deadline of February 14, 2013. Staff also met with them on September 12, 2013 to further discuss this issue. Subsequently, the consultant sent an email dated September 16, 2013 (Transmittal No. 12) in which they submitted both a modified BIP Summary Sheet and Schedule A. However, because “A respondent’s failure to utilize the BAVN’s Summary Sheet function will result in their RFQ response being deemed non-responsive.” OCC staff is not changing the results of its evaluation.

Transmittal No. 13 reflects the lists of potential subconsultants which may be utilized on Project Task Orders by the PQOC Architectural and Related Professional Services Consultants. Due to the Bureau of Engineering’s urgent need to get this list established, the OCC was not given adequate time to verify the subconsultant information (potential subconsultant listings and certification status) contained in this report and Transmittal No. 13. Bureau of Engineering staff issuing the individual Task Orders will be responsible for verifying the certification statuses as of the date the Task Order is awarded.

Based on the information provided in this report, staff recommends that the Board find Frank R. Webb Architects, Inc. and XTEN Architecture be found nonresponsive for failing to pass their respective BIP evaluations and award contracts to the eighteen (18) responsive consultants placed on the short list.

Department of Public Works
Bureau of Engineering
Bureau of Contract Administration
Joint Report No. 1

June 11, 2014
Page 9

(MK RMK JZ JRF WFB)

Report reviewed by:

BOE (ADM and PAC)

Report prepared by:

Architectural Division

Mahmood Karimzadeh
Principal Architect
Phone No. (213) 485-4385

Compliance Review performed
and approved by:


Respectfully submitted,



Deborah Weintraub, AIA, LEED_{AP}
Interim City Engineer



John L. Reamer, Jr.
Inspector of Public Works



Hannah Choi, Program Manager
Office of Contract Compliance
Bureau of Contract Administration


MK/MN/02-2014-0037.ARC.gva

Questions regarding this
report may be referred to:
Mark Nakata, Senior Management Analyst I
Phone No. (213) 485-4385
E-mail: Mark.Nakata@lacity.org

Department of Public Works

Bureau of Engineering
Bureau of Contract Administration
Joint Report No. 2

September 11, 2019
CD Nos. All

BPW-2019-0723
ADOPTED BY THE BOARD
PUBLIC WORKS OF THE CITY
of Los Angeles California
AND REFERRED TO THE MAYOR
SEP 11 2019
AND REFERRED TO THE CITY COUNCIL

Executive Officer
Board of Public Works

REQUEST FOR AUTHORITY TO EXECUTE AMENDMENT NO. 1 TO THE 20 CONSULTANT CONTRACTS FOR PRE-QUALIFIED ON-CALL (PQOC) ARCHITECTURAL AND RELATED PROFESSIONAL SERVICES FOR THE PUBLIC BUILDINGS AND OPEN SPACES PROGRAM

RECOMMENDATIONS

1. Approve and forward this report with transmittals to the Mayor and City Council requesting the following:
 - a. Approve Amendment No. 1, increasing the total contract term from five years up to 10 years, to each of the Contracts between the City of Los Angeles (City) and the following 20 firms (FIRMS):
 - AC Martin Partners, Inc. (CO124786)
 - Arkiteriv, Inc. dba Studio Pali Fekete: architects (CO124802)
 - Brooks + Scarpa Architects, Inc. (CO124703)
 - Eric Owen Moss Architects (CO125148)
 - Gonzalez Goodale Architects (CO124803)
 - Gruen Associates (CO124702)
 - Gwynne Pugh Urban Studio, Inc. (CO124700)
 - HMC Architects (CO124787)
 - IBI Group formerly Tetra-IBI Group (CO124701)
 - John Friedman Alice Kimm Architects, Inc. (CO124801)
 - Lehrer Architects LA, Inc. (CO124698)
 - M. Arthur Gensler Jr. & Associates, Inc. (CO124805)
 - Paul Murdoch Architects, APC (CO124804)
 - Perkins + Will, Inc. (CO124699)
 - Pfeiffer Partners Architects, Inc. (CO124799)
 - Rios Clementi Hale Studios (CO124705)
 - RoTo Architects, Inc. (CO124800)
 - The S/L/A/M Collaborative formerly Frank R. Webb Architects, Inc. (CO125922)
 - SMA, Inc. dba Sparano and Mooney Architecture (CO124704)
 - XTEN Architecture (CO125923)
 - b. Authorize the President or two members of the Board of Public Works (Board) to execute Amendment No. 1.

2. Notify the Bureau of Engineering (BOE), Architectural Division, Neil Drucker, Phone No. (213) 847-4708, when this Amendment is ready to be executed by the Board, whereupon five original copies of the Amendment will be delivered to the Executive Officer of the Board for signature.
3. Upon execution, request the City Clerk to attest and certify the five original copies of Amendment No. 1. The City Clerk and the Board will each retain one original copy and three original copies are to be returned to the BOE, Neil Drucker.

FISCAL IMPACT STATEMENT

The 20 contracts are PQOC Consultant contracts for as-needed services and do not commit the City to any expenditures. Funds are encumbered on a project-by-project basis from various funding sources at the time the specific task orders are awarded to the FIRMS. All funds expended on task orders for consultants off the PQOC consultants list are funds that have been approved in the individual project or program budgets. The BOE will ensure that adequate funds are available to cover the costs for work on specific projects and will obtain Board authorization for task orders over \$150,000.

TRANSMITTALS

1. Copy of the BOE Joint Report No. 1, adopted on June 11, 2014, authorizing to Execute Personal Services Contracts.
2. Copy of each of the original executed PQOC contracts between the City and the FIRMS.
3. Copy of each of the Proposed Amendments No. 1.

DISCUSSION

Background

On December 13, 2012, the BOE issued a Request for Qualifications (RFQ) for PQOC architectural and related professional services for various projects. On June 11, 2014, the Board adopted a joint BOE and Bureau of Contract Administration (BCA) Board Report recommending the execution of the proposed contracts with the 20 FIRMS (Transmittal No. 1). The execution and expiration dates of the 20 original PQOC contracts (Transmittal No. 2) between the City and the FIRMS vary from contract to contract. In 2014, when the contracts were being executed, the Board staff requested that the BOE's Architectural Division submit contracts in batches for contracts that the BOE considered at that time to be a higher priority. Prior to the contracts execution, some of the consultants were late in providing verification of insurance as requested by the Board staff. That is why there are varying contract execution dates starting in late September 2014 through April 2015. Eight of the 20 contracts were executed on September 24, 2014 and will expire on September 23, 2019. Eight of the 20 contracts were executed on October 20, 2014 and will expire on October 19, 2019. One of the 20 contracts was executed on October 31, 2014 and will expire on October 30, 2019. One

September 11, 2019
Page 3

of the 20 contracts was executed on January 5, 2015 and will expire on January 4, 2020. Two of the 20 contracts required a subsequent Board report and were executed on April 28, 2015 and will expire on April 27, 2020. In order to maintain a uniform expiration date for proposed Amendment No. 1, the BOE recommends establishing an expiration date of September 23, 2024, for all contracts, which will extend the contract durations ranging from approximately four and one-half years to five years.

Amendment No. 1 (Transmittal No. 3) for each contract is needed to give the consultants additional time to complete their existing task orders and enable the BOE to issue Task Order Solicitations (TOS) for new projects as required. The proposed Amendment No. 1 will extend the term of the contracts for a maximum of an additional five years, allowing the City Engineer or the Board to authorize task orders to these FIRMS until a successor list of the PQOC architectural consultant contracts is executed. The BOE is starting to prepare a RFQ for a new PQOC Architectural list, but will not be able to execute new contracts before the existing contracts terminate.

Eight of the current contracts will terminate starting on September 23, 2019. Seven of these eight consultants have been issued active task orders, including the Los Angeles Street Civic Building, Pershing Square Renew, and the Los Angeles River Greenway. Most of the FIRMS on the list of 20 are currently working on projects for the Public Buildings and Open Spaces Program or providing architectural related services to other client City Departments. The scope of their work includes providing architectural design services and technical support during the construction phase of projects. Four of the FIRMS are currently working on task orders involving homeless service facilities and affordable housing studies. Two of these four FIRMS are designing shelter facilities for the Mayor's Executive Directive No. 24 Building "A Bridge Home." Continuity of their services on these projects is important to minimize adverse impact to the projects' schedule, budget and quality.

Table 1 summarizes the utilization of the PQOC Architectural list to date:

TABLE 1: 2014 PQOC Architectural Consultants Contracts List Summary					
Consultant	Contract No.	Contract Expiration Date	No. of Tasks Award as of July 30, 2019	Existing TOS Scheduled to be Completed Beyond Contract Expiration Date	Notice-to-Proceed (NTP) Dollar Amount as of July 30, 2019
AC Martin Partners, Inc.	CO124786	October 19, 2019	1	None	\$ 200,000
Arkiterv, Inc. dba Studio Pali Fekete: architects	CO124802	October 19, 2019	3	TOS No. 43 Taylor Yard Pedestrian Bridge; TOS No. 44 Rancho La Cienega Sports Complex; and TOS	\$ 718,334

				No. 35 Warner Grand Theatre	
Brooks + Scarpa Architects, Inc.	CO124703	September 23, 2019	5	TOS No. 6 Engine Company 23 Arts Center; and TOS No. 30 Northeast Police Station Parking Garage	\$ 1,725,364
Eric Owen Moss Architects	CO125148	January 4, 2020	2	TOS No. 27 Highland Park Junior Arts Center	\$ 769,056
Gonzalez/Goodale Architects	CO124803	October 19, 2019	3	TOS No. 41.2 A Bridge Home Projects; TOS No. 41.3 CD2 Navigation Center; and TOS No. 45 LADOT Downtown Bus Maintenance Yard	\$ 1,597,072
Gruen Associates	CO124702	September 23, 2019	4	TOS No. 18 Professional Design Review for Los Angeles Convention Center; TOS No. 22 L.A. River Greenway; Pershing Square Renew; TOS No. 33 Pershing Square Renew Phase IA; and TOS No. 40 LAPD Motor Transport Solar Photovoltaic	\$ 6,421,422
Gwynne Pugh Urban Studio, Inc.	CO124700	September 23, 2019	0	None	\$ 0
HMC Architects	CO124787	October 19, 2019	3	TOS No. 2 Normandale Recreation Center; and TOS No. 3 Echo Park Skate Park	\$ 462,051
IBI Group formerly Tetra-IBI Group	CO124701	September 23, 2019	10	TOS No. 4 South Sanitary Sewer Maintenance Yard; TOS No. 9 Electrical Engineering for South Park; TOS No. 10 Citywide Yards Master Plan; TOS No. 29 North Hollywood Sewer Maintenance Yard; TOS No. 16 Verdugo Hills Pool; TOS No. 36 ATSAC Design Services; TOS No. 46 Parker	\$ 2,075,493

Department of Public Works
Bureau of Engineering
Bureau of Contract Administration
Joint Report No. 2

September 11, 2019
Page 5

				Center Demolition; and TOS No. 47 City Hall East Electrical Server Room Upgrade	
John Friedman/Alice Kimm Architects, Inc.	CO124801	October 19, 2019	5	TOS No. 28 Van Ness Recreation Center Pool; TOS No. 34 Pio Pico Library Pocket Park; TOS No. 38 CD8 Navigation Center; and TOS No. 42 DCTWRP Maintenance Facility Expansion	\$ 4,332,348
Lehrer Architects LA, Inc.	CO124698	September 23, 2019	5	TOS No. 24 Algin Sutton Pool; LAGWRP Personnel Building; TOS No. 31 Sanitation L.A. - Glendale Water Reclamation Plant Administration Building; and TOS No. 50 Hollywood Gymnasium (PENDING)	\$ 2,407,540
M Arthur Gensler Jr & Associates, Inc.	CO124805	October 30, 2019	3	TOS No. 52A/340L Hollywood Walk of Fame; and TOS No. 55 Madrid Theatre Renovations	\$ 483,666
Paul Murdoch Architects APC	CO124804	October 19, 2019	1	TOS No. 26 Boyle Heights Sports Center	\$ 951,955
Perkins & Will, Inc.	CO124699	September 23, 2019	5	TOS No. 37 L.A. Street Civic Building Programming and Performance Specifications; TOS No. 41.1 Emergency Bridge Housing; TOS No. 41.4 CD15 Homeless Storage Center; and TOS No. 54 Destination Crenshaw	\$ 4,201,926
Pfeiffer Partners Architects, Inc.	CO124799	October 19, 2019	0	None	\$ 0
Rios Clementi	CO124705	September 23,	2	TOS No. 14 Greek	\$ 833,344

Hale Studios		2019		Theatre Improvements	
Roto Architects, Inc.	CO124800	October 19, 2019	1	TOS No. 48 Channel 35 Studio	\$ 555,556
S/L/A/M Collaborative formerly Frank R. Webb Architects, Inc.	CO125922	April 27, 2020	0	None	\$ 0
SMA, Inc. dba Sparano & Mooney Architecture, Inc.	CO124704	September 23, 2019	2	TOS No. 7 Studio City Recreation Center; and TOS No. 32 Granada Hills Pool	\$ 1,420,525
XTEN Architecture	CO125923	April 27, 2020	0	None	\$ 0
Total Tasks			55	Total Dollar Value	\$29,155,652

Business Inclusion Program (BIP) Outreach Requirements

On January 12, 2011, the Mayor issued Executive Directive No. 14 which created the BIP. This program provides Minority Business Enterprises (MBE), Women Business Enterprises (WBE), Small Business Enterprises (SBE), Emerging Business Enterprises (EBE), Disabled Veteran Business Enterprises (DVBE), and Other Business Enterprises (OBE) an equal opportunity to compete for and participate in City contracts. At the time, this RFQ was originally distributed in December 2012, the City had established anticipated participation levels of 18 percent MBE, 4 percent WBE, 25 percent SBE, 8 percent EBE, and 3 percent DVBE. Because of the additional certification categories of SBE, EBE, and DVBE since the last time the RFQ was released and the requirement that all new TOS be posted on the Los Angeles Business Assistance Virtual Network (LABAVN.org) after contract execution, there has been a continuing learning process for both the BOE staff and consultant staff in administering the BIP. In order to further increase transparency, the BOE's Architectural Division began posting TOS on the LABAVN.org, starting with TOS No. 28 on September 9, 2016. The BIP compliance monitoring by the BOE has been ongoing for a consultant contract list for which 55 task orders, totaling \$29,155,652, have been awarded and included over 300 subconsulting opportunities.

Due to the urgent necessity to execute the contract amendments prior to the first contracts expiring on September 23, 2019, the BCA was unable to confirm the reported certification status of the listed subcontractors or that subcontractors were added or substituted in compliance with the contract terms. The BCA was only able to confirm that the listed subcontractors and subcontract amounts match the Personal Services Contracting System (PSCS) reports provided by the BOE. However, this information could not be confirmed for some of the task orders due to missing documents for the following firms: Arkiteriv, Inc. dba Studio Pali Fekete: architects; Brooks + Scarpa Architects, Inc.; Gruen Associates; Lehrer Architects LA, Inc.; IBI Group formerly Tetra-IBI Group; John Friedman Alice Kimm Architects, Inc.; M. Arthur Gensler Jr. & Associates, Inc.; and Rios Clementi Hale Studios. All information on the below tables were reported to the BOE's PSCS as of July 30, 2019. Additionally, the BOE revised the Final Board

Department of Public Works
Bureau of Engineering
Bureau of Contract Administration
Joint Report No. 2

September 11, 2019
Page 7

Report to update some of the subconsultant utilization amounts. The BCA has not reviewed these final revisions.

Gender/Ethnicity Codes:

AA = African American	HA = Hispanic American
APA = Asian Pacific American	SAA = Subcontinent Asian American
NA = Native American	C = Caucasian
M = Male	F = Female

AC Martin Partners, Inc. (CO124786)

AC Martin Partners, Inc. was awarded one task order, Design Competition for the Los Angeles Convention Center Expansion Project (TOS No. 1), with pledged participation of 1.00 percent MBE, 2.50 percent WBE, 7.00 percent SBE, 7.00 percent EBE, 3.50 percent DVBE, and 58.00 percent OBE; the actual participation levels achieved as of March 22, 2016 are 1.00 percent MBE, 2.50 percent WBE, 7.00 percent SBE, 7.00 percent EBE, 3.50 percent DVBE, and 58.00 percent OBE. Upon approval of contract Amendment No. 1, AC Martin Partners, Inc. has pledged overall participation levels of 1.00 percent MBE, 2.50 percent WBE, 7.00 percent SBE, 7.00 percent EBE, 3.50 percent DVBE, and 58.00 percent OBE.

Since contract execution, AC Martin Partners, Inc. has added three subconsultants, including Glumac, LMN Architects, and Magnusson Klemencic Associates. The reason for the addition of these subconsultants was to prepare for the firm's entry for TOS No. 1.

TOS No. 1

As of July 30, 2019, the MBE/WBE/SBE/EBE/DVBE/OBE subconsultant information for AC Martin Partners, Inc. was the following:

Table 2: TOS No. 1				
Subconsultants	Gender/ Ethnicity	Business Inclusion Category	(%) of Total Invoiced	Amount Invoiced to Date
Clarke Project Solutions		SBE, EBE, DVBE	3.50%	\$ 7,000
FPL & Associates, Inc.	M/APA	MBE, SBE, EBE	1.00%	\$ 2,000
Glumac		OBE	1.50%	\$ 3,000
LMN Architects		OBE	55.00%	\$110,000
Magnusson Klemencic Associates		OBE	1.50%	\$ 3,000
Melendrez (aka RELM)	F/C	WBE, SBE, EBE	2.50%	\$ 5,000
Subtotal Subconsultant Participation			65.00%	\$130,000
Prime Participation			35.00%	\$ 70,000
Total Invoiced to Date				\$200,000

Table 2A: TOS No. 1 AC Total Subconsultant Participation						
Achieved	MBE	WBE	SBE	EBE	DVBE	OBE
(%) of Base Task	1.00%	2.50%	7.00%	7.00%	3.50%	58.00%
(\$ Amount	\$2,000	\$5,000	\$14,000	\$14,000	\$7,000	\$116,000

Note: Subconsultants may be certified in multiple certification categories; therefore, per the requirements of Executive Directive No. 14, the dollar amounts were credited toward multiple pledged participation categories.

Arkiteriv, Inc. dba Studio Pali Fekete: architects (CO124802)

Arkiteriv, Inc. dba Studio Pali Fekete: architects has been issued three task orders under the current contract, including TOS No. 35 (Warner Grand Theater Feasibility Assessment), TOS No. 43 (Taylor Yard Pedestrian Bridge), and TOS No. 44 (Rancho Cienega Sports Complex). On December 19, 2018, the Board authorized the transfer of these two task orders, TOS No. 43 and TOS No. 44, from the expired Arkiteriv, Inc. dba Studio Pali Fekete: architects contract, CO114047, to the current contract, CO124802, including the subconsultants already working on these projects.

Since the contract execution, Arkiteriv, Inc. dba Studio Pali Fekete: architects has added 10 subconsultants, including 3QC, Inc.; Aquatic Design Group; Arup Engineers; Construction Analysis and Planning, LLC; D'Autremont-Helms & Associates, Inc. DBA DHA + Calpec; JCE Structural Engineering Group, PH.D; A design Office; Servitek Solutions; TheatreDNA; and V&M Electrical Engineering.

The subconsultants assigned to Arkiteriv, Inc. dba Studio Pali Fekete: architects' Taylor Yard Pedestrian Bridge and the Rancho Cienega Sports Complex Task Orders were originally subject to the City's former MBE/WBE/OBE program prior to the transfer of the task orders to the current contract. The former MBE/WBE/OBE program did not include the BIP certification categories of SBE, EBE, and DVBE. However, in addition to the MBE or WBE certifications, some of these firms are also certified in the SBE and EBE categories.

Warner Grand Theater Feasibility Assessment (TOS No. 35)

As of July 30, 2019, for TOS No. 35, Arkiteriv, Inc. dba Studio Pali Fekete: architects achieved actual participation levels of 0 percent MBE, 0 percent WBE, 0 percent SBE, 0 percent EBE, 0 percent DVBE, and 0 percent OBE. The consultant was issued a NTP for this task order on September 27, 2018 and recently submitted their first invoice. The BOE is reviewing the invoice to verify subconsultant participation. Upon approval of contract Amendment No. 1, Arkiteriv, Inc. dba Studio Pali Fekete: architects has pledged participation levels of 27.00 percent MBE, 7.87 percent WBE, 15.50 percent SBE, 7.50 percent EBE, 4.83 percent DVBE, and 27.00 percent OBE.

As of July 30, 2019, the MBE/WBE/SBE/EBE/DVBE/OBE subconsultant information for Arkiteriv, Inc. dba Studio Pali Fekete: architects was the following:

Table 3: TOS No. 35				
Subconsultants	Gender/ Ethnicity	Business Inclusion Category	(%) of Total Invoiced	Amount Invoiced to Date
Historic Resources Group	F/C	WBE	0.00%	\$ 0
TheatreDNA		OBE	0.00%	\$ 0

Department of Public Works
Bureau of Engineering
Bureau of Contract Administration
Joint Report No. 2

September 11, 2019
Page 9

JCE Structural Engineering Group	M/HA	MBE, EBE, SBE	0.00%	\$ 0
D'Autremont-Helms & Associates, Inc. DBA DHA + Calpec,	M/APA	MBE, SBE	0.00%	\$ 0
Servitek Solutions	M / APA	DVBE, MBE	0.00%	\$ 0
Iskander Associates	F/APA	MBE	0.00%	\$ 0
Mollenhauer Group		OBE	0.00%	\$ 0
Subtotal Subconsultant Participation			0.00%	\$ 0
Prime Participation			100.00%	\$40,000
Total Invoiced to Date				\$40,000

Table 3A: TOS No. 35 Total Subconsultant Participation						
Achieved	MBE	WBE	SBE	EBE	DVBE	OBE
(%) of Base Task	0.00%	0.00%	0.00%	0.00%	0.00%	0.00%
(\$ Amount)	\$0	\$0	\$0	\$0	\$0	\$0

Note: Subconsultants may be certified in multiple certification categories; therefore, per the requirements of Executive Directive No. 14, the dollar amounts were credited toward multiple pledged participation categories.

Pledged participation including Amendment No. 1:

Table 4: TOS No. 35				
Pledged Subconsultants	Gender/ Ethnicity	Business Inclusion Category	(%) of Total NTPs	Amount of Total NTPs
Historic Resources Group	F/C	WBE	7.87%	\$ 5,900
TheatreDNA		OBE	6.67%	\$ 5,000
JCE Structural Engineering Group	M/HA	MBE, EBE, SBE	7.50%	\$ 5,625
D'Autremont-Helms & Associates, Inc. DBA DHA + Calpec	M/APA	MBE, SBE	8.00%	\$ 6,000
Servitek Solutions	M/APA	DVBE, MBE	4.83%	\$ 3,625
Iskander Associates	F/APA	MBE	6.67%	\$ 5,000
Mollenhauer Group		OBE	5.13%	\$ 3,850
Subtotal Subconsultant Participation				\$35,000
Prime Participation				\$40,000
Base Task				\$75,000
Reimbursables				\$ 0
Contingency				\$20,000
Total Task Budget Authority				\$95,000

Table 4A: TOS No. 35 Total Subconsultant Participation						
Pledged	MBE	WBE	SBE	EBE	DVBE	OBE
(%) of Base Task	27.00%	7.87%	15.50%	7.50%	4.83%	27.00%
(\$ Amount)	\$20,250	\$5,900	\$11,625	\$5,625	\$3,625	\$8,850

Note: Subconsultants may be certified in multiple certification categories; therefore, per the requirements of Executive Directive No. 14, the dollar amounts were credited toward multiple pledged participation categories.

Taylor Yard Pedestrian Bridge (TOS No. 43)

As of July 30, 2019, for the Taylor Yard Pedestrian Bridge (TOS No. 43), Arkiteriv, Inc. dba Studio Pali Fekete: architects achieved actual participation levels of 0.0 percent MBE, 0.0 percent WBE, 0.0 percent SBE, 0.0 percent EBE, 0.0 percent DVBE, and 67.59 percent OBE. Upon approval of contract Amendment No. 1, Arkiteriv, Inc. dba Studio Pali Fekete: architects has pledged participation levels of 2.70 percent MBE, 1.03 percent WBE, 0.0 percent SBE, 0.0 percent EBE, 0.0 percent DVBE, and 46.88 percent OBE.

As of July 30, 2019, the MBE/WBE/SBE/EBE/DVBE/OBE subconsultant information for Arkiteriv, Inc. dba Studio Pali Fekete: architects was the following:

Table 5: TOS No. 43				
Subconsultants	Gender/ Ethnicity	Business Inclusion Category	(%) of Total Invoiced	Amount Invoiced to Date
Arup Engineers		OBE	22.08%	\$ 26,600
Construction Specifications Service (C2S)	M/AA	MBE	0.00%	\$ 0
Hood Design	M/AA	MBE, EBE, SBE	0.00%	\$ 0
Ph.D, A Design Office		OBE	0.00%	\$ 0
Tetra Tech, Inc.		OBE	45.51%	\$ 54,836
The Morcos Group	F/C	WBE, SBE, EBE	0.00%	\$ 0
V & M Electrical Engineering	F/C	WBE	0.00%	\$ 0
Subtotal Subconsultant Participation			67.59%	\$ 81,436
Prime Participation			32.41%	\$ 39,056
Total Invoiced to Date				\$120,492

Table 5A TOS No. 43 Total Subconsultant Participation						
Achieved	MBE	WBE	SBE	EBE	DVBE	OBE
(%) of Base Task	0.00%	0.00%	0.00%	0.00%	0.00%	67.59%
(\$) Amount	\$0	\$0	\$0	\$0	\$0	\$81,436

Note: Subconsultants may be certified in multiple certification categories; therefore, per the requirements of Executive Directive No. 14, the dollar amounts were credited toward multiple pledged participation categories. Pledged participation including Amendment No. 1:

Table 6: TOS No. 43				
Pledged Subconsultants	Gender/ Ethnicity	Business Inclusion Category	(%) of Total NTPs	Amount of Total NTPs
Arup Engineers		OBE	29.80%	\$116,094
Construction Specifications Service (C2S)	M/AA	MBE	0.77%	\$ 3,000
Hood Design	M/AA	MBE	1.93%	\$ 7,535
Ph.D, A Design Office		OBE	6.42%	\$ 25,000
Tetra Tech, Inc.		OBE	10.67%	\$ 41,549
The Morcos Group	F/C	WBE, SBE, EBE	0.00%	\$ 0
V & M Electrical Engineering	F/C	WBE	1.03%	\$ 4,000

Department of Public Works
Bureau of Engineering
Bureau of Contract Administration
Joint Report No. 2

September 11, 2019
Page 11

Subtotal Subconsultant Participation	50.61%	\$197,178
Prime Participation	49.39%	\$192,402
Base Task		\$389,580
Reimbursables		\$ 0
Contingency		\$115,827
Total Task Budget Authority		\$505,407

Table 6A: TOS No. 43 Total Subconsultant Participation						
Pledged	MBE	WBE	SBE	EBE	DVBE	OBE
(%) of Base Task	2.70%	1.03%	0.00%	0.00%	0.00%	46.88%
(\$ Amount)	\$10,535	\$4,000	\$0	\$0	\$0	\$182,643

Note: Subconsultants may be certified in multiple certification categories; therefore, per the requirements of Executive Directive No. 14, the dollar amounts were credited toward multiple pledged participation categories.

Rancho Cienega Sports Complex (TOS No. 44)

As of July 30, 2019, for the TOS No. 44, Arkiteriv, Inc. dba Studio Pali Fekete: architects achieved actual participation levels of 2.17 percent MBE, 4.53 percent WBE, 0.00 percent SBE, 0.00 percent EBE, 0.00 percent DVBE, and 40.56 percent OBE. Upon approval of contract Amendment No. 1, Arkiteriv, Inc. dba Studio Pali Fekete: architects has pledged participation levels of 14.27 percent MBE, 5.25 percent WBE, 27.76 percent SBE, 22.38 percent EBE, 0.00 percent DVBE, and 30.79 percent OBE.

As of July 30, 2019, the MBE/WBE/SBE/EBE/DVBE/OBE subconsultant information for Arkiteriv, Inc. dba Studio Pali Fekete: architects was the following:

Table 7: TOS No. 44				
Subconsultants	Gender/ Ethnicity	Business Inclusion Category	(%) of Total Invoiced	Amount Invoiced to Date
Hood Design	M/AA	EBE, SBE, MBE	0.00%	\$ 0
JCE Structural Engineering Group	M/HA	SBE, EBE	0.00%	\$ 0
Iskander Associates	F/SAA	MBE	2.17%	\$ 1,503
Construction Specifications Service	M/AA	MBE	0.00%	\$ 0
V&M Electrical Engineering	F/C	WBE	4.53%	\$ 3,143
Buro Happold Consulting		OBE	30.02%	\$20,817
Tetra Tech, Inc.		OBE	4.05%	\$ 2,809
Aquatic Design Group		SBE	0.00%	\$ 0
3QC, Inc.		SBE, EBE	0.00%	\$ 0
Construction Analysis and Planning, LLC		OBE	0.00%	\$ 0
Ph.D, A Design Office		OBE	6.49%	\$ 4,500
Subtotal Subconsultant Participation			47.26%	\$32,772
Prime Participation			52.74%	\$36,575
Total Invoiced to Date				\$69,347

Table 7A: TOS No. 44 Total Subconsultant Participation						
Achieved	MBE	WBE	SBE	EBE	DVBE	OBE
(%) of Base Task	2.17%	4.53%	0.00%	0.00%	0.00%	40.56%
(\$ Amount)	\$1,503	\$3,143	\$0	\$0	\$0	\$28,126

Note: Subconsultants may be certified in multiple certification categories; therefore, per the requirements of Executive Directive No. 14, the dollar amounts were credited toward multiple pledged participation categories.

Pledged participation including Amendment No. 1:

Table 8: TOS No. 44				
Pledged Subconsultants	Gender/ Ethnicity	Business Inclusion Category	(%) of Total NTPs	Amount of Total NTPs
Hood Design	M/AA	SBE, EBE, MBE	12.30%	\$ 31,200
JCE Structural Engineering Group	M/HA	MBE, SBE, EBE	1.97%	\$ 5,000
Iskander Associates	F/SAA	MBE	0.00%	\$ 0
Construction Specifications Service	M/AA	MBE	0.00%	\$ 0
V&M Electrical Engineering	F/C	WBE	5.25%	\$ 13,320
Buro Happold Consulting		OBE	23.64%	\$ 60,000
Tetra Tech, Inc.		OBE	5.57%	\$ 14,123
Aquatic Design Group		SBE	5.38%	\$ 13,642
3QC, Inc.		SBE, EBE	8.11%	\$ 20,600
Construction Analysis and Planning, LLC		OBE	0.00%	\$ 0
Ph.D, A Design Office		OBE	1.58%	\$ 4,000
Subtotal Subconsultant Participation			63.80%	\$ 161,885
Prime Participation			36.20%	\$ 91,869
Base Task				\$253,754
Reimbursables				\$ 0
Contingency				\$ 0
Total Task Budget Authority				\$253,754

Table 8A: TOS No. 44 Total Subconsultant Participation						
Pledged	MBE	WBE	SBE	EBE	DVBE	OBE
(%) of Base Task	14.27%	5.25%	27.76%	22.38%	0.00%	30.79%
(\$ Amount)	\$36,200	\$13,320	\$70,442	\$56,800	\$0	\$78,123

Note: Subconsultants may be certified in multiple certification categories; therefore, per the requirements of Executive Directive No. 14, the dollar amounts were credited toward multiple pledged participation categories.

Brooks + Scarpa, Inc. (CO124703)

Brooks + Scarpa, Inc. has been issued five task orders under the current contract. Brooks + Scarpa, Inc. completed three task orders under this contract, including TOS No. 5 (First and Broadway Park Design Competition), TOS No. 17 (City Hall 19th and 21st Floors Electrical Engineering), and TOS No. 20 (Los Angeles Convention Center Solar Energy Project RFP Development).

Brooks + Scarpa, Inc. has two task orders that are still in progress, including TOS No. 6 (Engine Company 23 Arts Center) and TOS No. 30 (LAPD Northeast Division Parking Facility). Since the contract execution, Brooks + Scarpa Architects, Inc. has added 13 subconsultants. Brooks + Scarpa Architects, Inc. added Argento/Graham; Barbara Hall

September 11, 2019
Page 13

Associates; Construction Specifications Services (C2S); Critical Structures, Inc.; Holmes Fire; Innovative Engineering Group, Inc.; and Structure Focus for TOS No. 6 Engine Company 23 Arts Center. This is a historic restoration project requiring structural retrofitting and specialized design services. Brooks + Scarpa Architects, Inc. added Gannett Fleming; Leland Saylor Associates; ProjectLine Technical Services, Inc.; VCA Engineers, Inc.; and Walker Parking Consultants for TOS No. 30 LAPD Northeast Division Parking Facility task order. Since this is a design-build project for a police parking lot, subconsultants specializing in parking facilities were added. Brooks + Scarpa Architects, Inc. added Promise Energy for the completed TOS No. 20 Los Angeles Convention Center Solar Energy Project Request for Proposal Development task order.

First and Broadway Park Design Competition (TOS No. 5)

For TOS No. 5, the BOE selected Brooks + Scarpa, Inc. as one of four firms from the PQOC Architectural consulting list and the PQOC Landscape Architectural consulting list for the First and Broadway Park Design Competition. The BOE paid the firm a stipend of \$21,500 for preparing their conceptual design entry. Since Brooks + Scarpa, Inc. was not selected to design the project, no subconsultants were utilized.

As of June 17, 2016, the MBE/WBE/SBE/EBE/DVBE/OBE subconsultant information for this TOS was the following:

Table 9: TOS No. 5				
Subconsultants	Gender/ Ethnicity	Business Inclusion Category	(%) of Total Invoiced	Amount Invoiced to Date
Not applicable			0.00%	\$ 0
Subtotal Subconsultant Participation			0.00%	\$ 0
Prime Participation			100.00%	\$21,500
Total Invoiced to Date				\$21,500

Table 9A: TOS No. 20 Total Subconsultant Participation						
Achieved	MBE	WBE	SBE	EBE	DVBE	OBE
(%) of Base Task	0.00%	0.00%	0.00%	0.00%	0.00%	0.00%
(\$ Amount	\$0	\$0	\$0	\$0	\$0	\$0

Note: Subconsultants may be certified in multiple certification categories; therefore, per the requirements of Executive Directive No. 14, the dollar amounts were credited toward multiple pledged participation categories.

City Hall 19th and 21st Floors Electrical Engineering (TOS No. 17)

For TOS No. 17, Brooks + Scarpa, Inc. utilized subconsultant Innovative Engineering Group. This TOS is considered a “pass through” in that the prime consultant for a nominal administrative fee used their contract as a vehicle for the City to bring aboard a subconsultant of specialized expertise in electrical engineering to assist the BOE’s

Architectural Division's in-house staff to complete the project design. Brooks + Scarpa, Inc. requested a release from this TOS due to delays in project completion. The BOE granted their request. The participation levels are 0.00 percent MBE, 0.00 percent WBE, 0.00 percent SBE, 0.00 percent EBE, 0.00 percent DVBE, and 67.72 percent OBE.

As of June 6, 2018, the MBE/WBE/SBE/EBE/DVBE/OBE subconsultant information for task order was the following:

Table 10: TOS No. 17				
Subconsultants	Gender/ Ethnicity	Business Inclusion Category	(%) of Total Invoiced	Amount Invoiced to Date
Innovative Engineering Group, Inc.		OBE	67.72%	\$15,925
Subtotal Subconsultant Participation			67.72%	\$15,925
Prime Participation			32.28%	\$ 7,593
Total Invoiced to Date				\$23,518

Table 10A: TOS No. 20 Total Subconsultant Participation						
Achieved	MBE	WBE	SBE	EBE	DVBE	OBE
(%) of Base Task	0.00%	0.00%	0.00%	0.00%	0.00%	67.72%
(\$ Amount)	\$0	\$0	\$0	\$0	\$0	\$15,925

Note: Subconsultants may be certified in multiple certification categories; therefore, per the requirements of Executive Directive No. 14, the dollar amounts were credited toward multiple pledged participation categories.

Los Angeles Convention Center Solar Energy Project RFP Development (TOS No. 20)

For TOS No. 20, Brooks + Scarpa, Inc. added Promise Energy (OBE). TOS is considered a "pass through," in that the prime consultant, for a nominal administrative fee, used their contract as a vehicle for the City to bring aboard a subconsultant of specialized expertise in solar energy to assist the Convention Center client agency to develop a procurement process to install photovoltaic systems. TOS No. 20 was originally reported to the Board as requiring \$102,303 to complete, plus a contingency of \$17,697. However, the TOS was completed with the final Notice-to-Proceed (NTP) amount of \$99,956. Brooks + Scarpa, Inc. invoiced the City for \$94,581.

The Board Report for this project, adopted on April 5, 2017, pledged participation levels of 0.00 percent MBE, 0.00 percent WBE, 0.00 percent SBE, 0.00 percent EBE, 0.00 percent DVBE, and 86.81 percent OBE. As of May 6, 2018, Brooks + Scarpa, Inc. has achieved participation levels of 0.00 percent MBE, 0.00 percent WBE, 0.00 percent SBE, 0.00 percent EBE, 0.00 percent DVBE, and 92.83 percent OBE. This TOS has been completed.

As of June 6, 2018, the MBE/WBE/SBE/EBE/DVBE/OBE subconsultant information for TOS was the following:

September 11, 2019
Page 15

Table 11: TOS No. 20				
Subconsultants	Gender/ Ethnicity	Business Inclusion Category	(%) of Total Invoiced	Amount Invoiced to Date
Promise Energy		OBE	92.83%	\$87,799
Subtotal Subconsultant Participation			92.83%	\$87,799
Prime Participation			7.17%	\$ 6,782
Total Invoiced to Date				\$94,581

Table 11A: TOS No. 20 Total Subconsultant Participation						
Achieved	MBE	WBE	SBE	EBE	DVBE	OBE
(%) of Base Task	0.00%	0.00%	0.00%	0.00%	0.00%	92.83%
(\$ Amount)	\$0	\$0	\$0	\$0	\$0	\$87,799

Note: Subconsultants may be certified in multiple certification categories; therefore, per the requirements of Executive Directive No. 14, the dollar amounts were credited toward multiple pledged participation categories.

Engine Company 23 Arts Center (TOS No. 6)

As of July 30, 2019, for the TOS No. 6, Brooks + Scarpa Architects achieved actual participation levels of 6.65 percent MBE, 1.33 percent WBE, 11.07 percent SBE, 10.20 percent EBE, 0.00 percent DVBE, and 29.109 percent OBE. Upon approval of contract Amendment No. 1, Brooks + Scarpa Architects has pledged participation levels of 3.97 percent MBE, 3.07 percent WBE, 8.44 percent SBE, 7.79 percent EBE, 0.00 percent DVBE, and 24.82 percent OBE.

As of July 1, 2019, the MBE/WBE/SBE/EBE/DVBE/OBE subconsultant information for Brooks + Scarpa Architects was the following:

Table 12: TOS No. 6				
Subconsultants	Gender/ Ethnicity	Business Inclusion Category	(%) of Total Invoiced	Amount Invoiced to Date
Argento/Graham		OBE	1.76%	\$ 6,000.00
Barbara L. Hall PE, Inc.		OBE	2.64%	\$ 9,000.00
Chattel Architecture		SBE, EBE	8.27%	\$ 28,194.75
Construction Specifications Service (C2S)	M/AA	MBE	0.86%	\$ 2,935.00
Critical Structures, Inc.		OBE	11.27%	\$ 38,425.00
EQS Consultants	M/SAA	MBE	5.46%	\$ 18,599.50
Gausman & Moore		OBE	10.78%	\$ 36,750.00
Holmes Fire		OBE	1.27%	\$ 4,325.00
Innovative Engineering Group, Inc.	M/APA	MBE	0.34%	\$ 1,150.00
Luminesce Design		OBE	1.47%	\$ 5,000.00
MARRS Services, Inc.	F/SAA	WBE, SBE	0.87%	\$ 2,960.00
Neiman Studio	F/C	WBE, SBE, EBE	0.46%	\$ 1,565.00
Structural Forces		SBE, EBE	1.47%	\$ 5,000.00
Subtotal Subconsultant Participation			46.91%	\$159,904.25

Prime Participation	53.09%	\$180,987.65
Total Invoiced to Date		\$340,891.90

Table 12A: TOS No. 6 Total Subconsultant Participation						
Achieved	MBE	WBE	SBE	EBE	DVBE	OBE
(%) of Base Task	6.65%	1.33%	11.07%	10.20%	0.00%	29.19%
(\$ Amount)	\$22,684.50	\$4,525.00	\$37,719.75	\$34,759.75	\$0.00	\$99,500.00

Note: Subconsultants may be certified in multiple certification categories; therefore, per the requirements of Executive Directive No. 14, the dollar amounts were credited toward multiple pledged participation categories.

Pledged participation including Amendment No. 1:

Table 13: TOS No. 6				
Pledged Subconsultants	Gender/ Ethnicity	Business Inclusion Category	(%) of Total NTPs	Amount of Total NTPs
Argento/Graham		OBE	2.66%	\$ 24,000
Barbara L. Hall PE, Inc.		OBE	1.33%	\$ 12,000
Chattel Architecture		SBE, EBE	5.37%	\$ 48,440
Construction Specifications Service (C2S)	M/AA	MBE	1.00%	\$ 9,000
Critical Structures, Inc.		OBE	6.71%	\$ 60,500
EQS Consultants	M/SAA	MBE	2.97%	\$ 26,800
Gausman & Moore		OBE	12.70%	\$114,620
Holmes Fire		OBE	0.35%	\$ 3,200
Innovative Engineering Group, Inc.		OBE	0.13%	\$ 1,150
Luminesce Design		OBE	0.94%	\$ 8,500
MARRS Services, Inc.	F/APA	WBE SBE	0.66%	\$ 5,920
Neiman Studio	F/C	WBE, SBE, EBE	2.42%	\$ 21,800
Structural Focus		SBE, EBE	0.55%	\$ 5,000
Subtotal Subconsultant Participation			37.79%	\$340,930
Prime Participation			62.21%	\$561,290
Base Task				\$902,220
Reimbursables				\$ 22,820
Contingency				\$ 11,126
Total Task Budget Authority				\$936,166

Table 13A: TOS No. 6 Total Subconsultant Participation						
Pledged	MBE	WBE	SBE	EBE	DVBE	OBE
(%) of Base Task	3.97%	3.07%	8.44%	7.79%	0.00%	24.82%
(\$ Amount)	\$35,800	\$27,720	\$76,160	\$70,240	\$0.00	\$223,970

Note: Subconsultants may be certified in multiple certification categories; therefore, per the requirements of Executive Directive No. 14, the dollar amounts were credited toward multiple pledged participation categories.

LAPD Northeast Division Parking Facility (TOS No. 30)

As of July 30, 2019, for (TOS No. 30, Brooks + Scarpa Architects achieved actual participation levels of 19.40 percent MBE, 6.39 percent WBE, 22.92 percent SBE, 12.99 percent EBE, 3.54 percent DVBE, and 20.46 percent OBE. Upon approval of contract Amendment No. 1, Brooks + Scarpa Architects has pledged participation levels of 19.11

Department of Public Works
Bureau of Engineering
Bureau of Contract Administration
Joint Report No. 2

September 11, 2019
Page 17

percent MBE, 5.26 percent WBE, 20.70 percent SBE, 12.52 percent EBE, 2.92 percent DVBE, and 20.79 percent OBE.

As of July 30, 2019, the MBE/WBE/SBE/EBE/DVBE/OBE subconsultant information for Brooks + Scarpa Architects was the following:

Table 14: TOS No. 30				
Subconsultants	Gender/ Ethnicity	Business Inclusion Category	(%) of Total Invoiced	Amount Invoiced to Date
Gannett Fleming		OBE	4.74%	\$ 26,242.00
Leland Saylor Associates		SBE, DVBE	3.54%	\$ 19,600.00
MARRS Services, Inc.	F/SAA	WBE, SBE	6.39%	\$ 35,370.00
ProjectLine Technical Services, Inc.	F/APA	MBE, SBE, EBE	12.99%	\$ 71,928.00
VCA Engineers, Inc.	M/APA	MBE	6.41%	\$ 35,475.00
Walker Parking Consultants		OBE	15.72%	\$ 87,050.00
Subtotal Subconsultant Participation			49.79%	\$275,665.00
Prime Participation			50.21%	\$277,954.97
Total Invoiced to Date				\$553,619.97

Table 14A: TOS No. 30 Total Subconsultant Participation						
Achieved	MBE	WBE	SBE	EBE	DVBE	OBE
(%) of Base Task	19.40%	6.39%	22.92%	12.99%	3.54%	20.46%
(\$ Amount)	\$107,403	\$35,370	\$126,898	\$71,928	\$19,600	\$113,292

Note: Subconsultants may be certified in multiple certification categories; therefore, per the requirements of Executive Directive No. 14, the dollar amounts were credited toward multiple pledged participation categories.

Pledged participation including Amendment No. 1:

Table 15: TOS No. 30				
Pledged Subconsultants	Gender/ Ethnicity	Business Inclusion Category	(%) of Total NTPs	Amount of Total NTPs
Gannett Fleming		OBE	4.92%	\$ 33,026
Leland Saylor Associates		DVBE, SBE	2.92%	\$ 19,600
MARRS Services, Inc.	F/SAA	WBE, SBE	5.26%	\$ 35,370
ProjectLine Technical Services, Inc.	F/APA	MBE, SBE, EBE	12.52%	\$ 84,093
VCA Engineers, Inc.	M/APA	MBE	6.60%	\$ 44,344
Walker Parking Consultants		OBE	15.87%	\$106,650
Subtotal Subconsultant Participation			48.08%	\$323,083
Prime Participation			51.92%	\$348,840
Base Task				\$671,923
Reimbursables				\$ 30,000
Contingency				\$ 25,077
Total Task Budget Authority				\$727,000

Table 15A: TOS No. 30 Total Subconsultant Participation						
Pledged	MBE	WBE	SBE	EBE	DVBE	OBE
(%) of Base Task	19.11%	5.26%	20.70%	12.52%	2.92%	20.79%
(\$ Amount)	\$128,437	\$35,370	\$139,063	\$84,093	\$19,600	\$139,676

Note: Subconsultants may be certified in multiple certification categories; therefore, per the requirements of Executive Directive No. 14, the dollar amounts were credited toward multiple pledged participation categories.

Eric Owen Moss Architects (CO125148)

Eric Owen Moss Architects has been issued two task orders under the current contract. They include the completed TOS No. 5A (First and Broadway Park Design Competition) and the active TOS No. 27 (Highland Park Junior Arts Center). Since the contract execution, Eric Owen Moss Architects has added eight subconsultants. Eric Owen Moss Architects added AWC West; GPA Consulting; Green Dinosaur, Inc.; Hongjoo Kim Landscape Architects, Inc.; Horton Lees Brogden; O'Connor Construction Management, Inc.; Strategic Economics; and Veneklasen for the Highland Park Junior Arts Center Project.

First and Broadway Park Design Competition (TOS No. 5A)

For TOS No. 5A, the BOE selected Eric Owen Moss Architects as one of four firms from the PQOC Architectural consulting list and the PQOC Landscape Architectural Consulting List for the First and Broadway Park Design Competition. The BOE paid the firm a stipend of \$21,500 for preparing their conceptual design entry. Since Eric Owen Moss Architects was not selected to design the project, no subconsultants were utilized.

As of June 17, 2016, the MBE/WBE/SBE/EBE/DVBE/OBE subconsultant information for this TOS was the following:

Table 16: TOS No. 5A				
Subconsultants	Gender/ Ethnicity	Business Inclusion Category	(%) of Total Invoiced	Amount Invoiced to Date
Not applicable			0.00%	\$ 0
Subtotal Subconsultant Participation			0.00%	\$ 0
Prime Participation			100.00%	\$21,500
Total Invoiced to Date				\$21,500

Table 16A: TOS No. 5A Total Subconsultant Participation						
Achieved	MBE	WBE	SBE	EBE	DVBE	OBE
(%) of Base Task	0.00%	0.00%	0.00%	0.00%	0.00%	0.00%
(\$ Amount)	\$0	\$0	\$0	\$0	\$0	\$0

Note: Subconsultants may be certified in multiple certification categories; therefore, per the requirements of Executive Directive No. 14, the dollar amounts were credited toward multiple pledged participation categories.

Highland Park Junior Arts Center (TOS No. 27)

As of July 30, 2019, for the TOS No. 27, Eric Owen Moss Architects achieved actual participation levels of 13.79 percent MBE, 30.19 percent WBE, 19.78 percent SBE, 18.08 percent EBE, 6.82 percent DVBE, and 9.48 percent OBE. Upon approval of contract Amendment No. 1, Eric Owen Moss Architects has pledged participation levels

Department of Public Works
Bureau of Engineering
Bureau of Contract Administration
Joint Report No. 2

September 11, 2019
Page 19

of 17.24 percent MBE, 6.77 percent WBE, 16.61 percent SBE, 9.01 percent EBE, 5.56 percent DVBE, and 14.11 percent OBE.

As of July 1, 2019, the MBE/WBE/SBE/EBE/DVBE/OBE subconsultant information for Eric Owen Moss Architects was the following:

Table 17: TOS No. 27				
Subconsultants	Gender/ Ethnicity	Business Inclusion Category	(%) of Total Invoiced	Amount Invoiced to Date
Antieri Haloossim & Mattingly Consulting Engineers		OBE	9.48%	\$ 7,640.00
AWC West		OBE	0.00%	\$ 0.00
GPA Consultant	F/HA	MBE, SBE, EBE	12.31%	\$ 9,923.62
Green Dinosaur, Inc.		SBE	1.71%	\$ 1,376.16
Hongjoo Kim Landscape Architects, Inc.	M/APA	MBE, SBE, EBE	0.00%	\$ 0.00
Horton Lees Brogden	F/C	WBE	0.00%	\$ 0.00
Nast Enterprises		SBE, EBE	5.77%	\$ 4,650.00
O'Connor Construction Management, Inc.		DVBE	6.82%	\$ 5,500.00
Strategic Economics	F/C	WBE	30.19%	\$24,340.00
VCA Engineers, Inc.	M/APA	MBE	1.48%	\$ 1,190.40
Veneklasen Associates		SBE, EBE	0.00%	\$ 0.00
Subtotal Subconsultant Participation			67.75%	\$54,620.18
Prime Participation			32.25%	\$25,999.60
Total Invoiced to Date				\$80,619.78

Table 17A: TOS No. 27 Total Subconsultant Participation						
Achieved	MBE	WBE	SBE	EBE	DVBE	OBE
(%) of Base Task	13.79%	30.19%	19.78%	18.08%	6.82%	9.48%
(\$ Amount)	\$11,114.02	\$24,340.00	\$15,949.18	\$14,573.62	\$5,500.00	\$7,640.00

Note: Subconsultants may be certified in multiple certification categories; therefore, per the requirements of Executive Directive No. 14, the dollar amounts were credited toward multiple pledged participation categories.

Pledged participation including Amendment No. 1:

Table 18: TOS No. 27				
Pledged Subconsultants	Gender/ Ethnicity	Business Inclusion Category	(%) of Total NTPs	Amount of Total NTPs
Antieri Haloossim & Mattingly Consulting Engineers		OBE	12.77%	\$ 95,500
AWC West		OBE	1.34%	\$ 10,000
GPA Consultant	F/HA	MBE, SBE EBE	1.36%	\$ 10,200
Green Dinosaur, Inc.		SBE	7.60%	\$ 56,781

Hongjoo Kim Landscape Architects, Inc.	M/APA	MBE, SBE, EBE	2.14%	\$ 16,000
Horton Lees Brogden	F/C	WBE	3.51%	\$ 26,250
Nast Enterprises		SBE, EBE	0.94%	\$ 7,000
O'Connor Construction Management, Inc.		DVBE	5.56%	\$ 41,600
Strategic Economics	F/C	WBE	3.26%	\$ 24,370
VCA Engineers, Inc.	M/APA	MBE	13.74%	\$102,680
Veneklasen Associates		SBE, EBE	4.57%	\$ 34,175
Subtotal Subconsultant Participation			56.79%	\$424,556
Prime Participation			43.21%	\$323,000
Base Task				\$747,556
Reimbursables				\$ 0
Contingency				\$102,444
Total Task Budget Authority				\$850,000

Table 18A: TOS No. 27 Total Subconsultant Participation						
Pledged	MBE	WBE	SBE	EBE	DVBE	OBE
(%) of Base Task	17.24%	6.77%	16.61%	9.01%	5.56%	14.11%
(\$ Amount)	\$128,880	\$50,620	\$124,156	\$67,375	\$41,600	\$105,500

Note: Subconsultants may be certified in multiple certification categories; therefore, per the requirements of Executive Directive No. 14, the dollar amounts were credited toward multiple pledged participation categories.

Gonzalez/Goodale Architects (CO124803)

Gonzalez/Goodale Architects has been issued three task orders under the current contract. TOS No. 41.2 involving the Emergency Bridge Housing Program are not subject to BIP subconsultant utilization reporting per Mayor's Office waiver. Multiple Emergency Bridge Housing projects have been assigned to this consultant and the work is ongoing. The total NTP amount for Bridge Home Task Orders is \$899,044, and a total of \$727,609 has been invoiced to date. It is critical that contract CO124803 be amended in order for Gonzalez/Goodale Architects to continue working on Emergency Bridge Housing projects without lapses to this contract.

Council District No. 2 Navigation Center (TOS No. 41.3) and LADOT Downtown Bus Maintenance Yard (TOS No. 45) are both subject to BIP subconsultant utilization reporting. Since the contract execution, Gonzalez/Goodale Architects has added seven subconsultants. Gonzalez/Goodale Architects added Budlong & Associates, Inc. to the TOS No. 41.3. Gonzalez/Goodale Architects added Crain & Associates; Englekirk Institutional, Inc. formerly Englekirk & Sabol Consulting Structural Engineers, Inc.; Promise Energy; Rosenheim & Associates, Inc.; Tetra-IBI Group Architecture Planning; and Vanir Construction Management, Inc. to TOS No. 45. On December 19, 2018, the Board approved the transfer of TOS No. 220 from expired Gonzalez/Goodale Architects contract CO114022 to current contract CO124803. This TOS transfer required the consultant to add subcontracts from the expired contract to the current contract. The subconsultants assigned to the LADOT Downtown Bus Maintenance Yard Task Order were originally subject to the City's former MBE/WBE/OBE program prior to the transfer of the TOS to the current contract. The former MBE/WBE/OBE program did not include the BIP certification categories of SBE, EBE, and DVBE. However, in addition to the

September 11, 2019
Page 21

MBE or WBE certifications, some of these firms are also certified in the SBE and EBE categories. This TOS also involved the design and construction of a bus maintenance yard requiring specialized subconsultants involving Compressed Natural Gas/Liquefied Natural Gas (CNG/LNG) fueling systems, electrified bus charging stations, and solar energy systems.

Council District No. 2 Navigation Center (TOS No. 41.3)

As of July 30, 2019, for the TOS No. 41.3, Gonzalez/Goodale Architects achieved actual participation levels of 15.45 percent MBE, 2.24 percent WBE, 9.39 percent SBE, 9.39 percent EBE, 0.00 percent DVBE, and 0.00 percent OBE. Upon approval of contract Amendment No. 1, Gonzalez/Goodale Architects has pledged participation levels of 22.40 percent MBE, 4.99 percent WBE, 16.34 percent SBE, 16.34 percent EBE, 0.00 percent DVBE, and 0.00 percent OBE.

As of July 30, 2019, the MBE/WBE/SBE/EBE/DVBE/OBE subconsultant information for Gonzalez/Goodale Architects was the following:

Table 19: TOS No. 41.3				
Subconsultants	Gender/ Ethnicity	Business Inclusion Category	(%) of Total Invoiced	Amount Invoiced to Date
Budlong & Associates, Inc.	M/APA	MBE	6.06%	\$ 15,959.70
Construction Cost Consultants	F/SAA	WBE	2.24%	\$ 5,911.16
Hongjoo Kim Landscape Architects, Inc.	M/APA	MBE, SBE, EBE	0.00%	\$ 0.00
VCA Engineers, Inc.	M/APA	MBE, SBE, EBE	9.39%	\$ 24,734.85
Subtotal Subconsultant Participation			17.69%	\$ 46,605.71
Prime Participation			82.31%	\$216,826.00
Total Invoiced to Date				\$263,431.71

Table 19A: TOS No 41.3 Total Subconsultant Participation						
Achieved	MBE	WBE	SBE	EBE	DVBE	OBE
(%) of Base Task	15.45%	2.24%	9.39%	9.39%	0.00%	0.00%
(\$ Amount)	\$40,695	\$5,911	\$24,735	\$24,735	\$0	\$0

Note: Subconsultants may be certified in multiple certification categories; therefore, per the requirements of Executive Directive No. 14, the dollar amounts were credited toward multiple pledged participation categories.

Pledged participation including Amendment No. 1:

Table 20: TOS No. 41.3				
Pledged Subconsultants	Gender/ Ethnicity	Business Inclusion Category	(%) of Total NTPs	Amount of Total NTPs
Budlong & Associates, Inc.	M/APA	MBE	6.06%	\$ 17,860
Construction Cost Consultants	F/SAA	WBE	4.99%	\$ 14,700

Hongjoo Kim Landscape Architects, Inc.	M/APA	MBE, SBE, EBE	5.94%	\$ 17,500
VCA Engineers, Inc.	M/APA	MBE, SBE, EBE	10.41%	\$ 30,680
Subtotal Subconsultant Participation			27.39%	\$ 80,740
Prime Participation			72.61%	\$214,044
Base Task				\$294,784
Reimbursables				\$ 0
Contingency				\$ 29,478
Total Task Budget Authority				\$324,262

Table 20A: TOS No. 41.3 Total Subconsultant Participation						
Pledged	MBE	WBE	SBE	EBE	DVBE	OBE
(%) of Base Task	22.40%	4.99%	16.34%	16.34%	0.00%	0.00%
(\$ Amount)	\$66,040	\$14,700	\$48,180	\$48,180	\$0	\$0

Note: Subconsultants may be certified in multiple certification categories; therefore, per the requirements of Executive Directive No. 14, the dollar amounts were credited toward multiple pledged participation categories.

LADOT Downtown Bus Maintenance Yard (TOS No. 45)

As of July 30, 2019, for TOS No. 45, Gonzalez/Goodale Architects achieved actual participation levels of 0.00 percent MBE, 0.00 percent WBE, 0.00 percent SBE, 0.00 percent EBE, 0.00 percent DVBE, and 0.00 percent OBE. Upon approval of contract Amendment No. 1, Gonzalez/Goodale Architects has pledged participation levels of 0.00 percent MBE, 0.00 percent WBE, 4.81 percent SBE, 4.81 percent EBE, 0.00 percent DVBE, and 30.18 percent OBE. As discussed above, the task order was transferred from an expired contract. Most payments had already been made under the expired contract CO114022.

As of July 30, 2019, the MBE/WBE/SBE/EBE/DVBE/OBE subconsultant information for Gonzalez/Goodale Architects was the following:

Table 21: TOS No. 45				
Subconsultants	Gender/ Ethnicity	Business Inclusion Category	(%) of Total Invoiced	Amount Invoiced to Date
Moore Iacofano Goltsman, Inc. (MIG) formerly AHBE Landscape		OBE	0.00%	\$ 0
Vanir Construction Management, Inc.	F/HA	WBE	0.00%	\$ 0
Construction Cost Consultants	F/SAA	WBE	0.00%	\$ 0
Roshanian and Associates		SBE, EBE	0.00%	\$ 0
Crain & Associates		SBE, EBE	0.00%	\$ 0
Tetra-IBI		OBE	0.00%	\$ 0
Syska Hennessy		OBE	0.00%	\$ 0
Englekirk Institutional, Inc.		OBE	0.00%	\$ 0
Rosenheim and Associates, Inc.		OBE	0.00%	\$ 0
Promise Energy		OBE	0.00%	\$ 0
Subtotal Subconsultant Participation			0.00%	\$ 0
Prime Participation			0.00%	\$ 0
Total Invoiced to Date				\$ 0

Department of Public Works
Bureau of Engineering
Bureau of Contract Administration
Joint Report No. 2

September 11, 2019
Page 23

Table 21A: TOS No. 45 Total Subconsultant Participation						
Achieved	MBE	WBE	SBE	EBE	DVBE	OBE
(%) of Base Task	0.00%	0.00%	0.00%	0.00%	0.00%	0.00%
(\$ Amount)	\$0	\$0	\$0	\$0	\$0	\$0

Note: Subconsultants may be certified in multiple certification categories; therefore, per the requirements of Executive Directive No. 14, the dollar amounts were credited toward multiple pledged participation categories.

Pledged participation including Amendment No. 1:

Table 22: TOS No. 45				
Pledged Subconsultants	Gender/ Ethnicity	Business Inclusion Category	(%) of Total NTPs	Amount of Total NTPs
Moore Iacofano Goltsman, Inc. (MIG) formerly AHBE Landscape		OBE	0.98%	\$ 3,950.00
Vanir Construction Management, Inc.	F/HA	WBE	0.00%	\$ 0.00
Construction Cost Consultants	F/SAA	WBE	0.00%	\$ 0.00
Roshanian and Associates		SBE, EBE	4.36%	\$ 17,600.00
Crain & Associates		SBE, EBE	0.45%	\$ 1,800.00
Tetra-IBI		OBE	5.65%	\$ 22,780.00
Syska Hennessy		OBE	13.30%	\$ 53,621.90
Englekirk Institutional, Inc.		OBE	7.50%	\$ 30,242.00
Rosenheim and Associates, Inc.		OBE	0.00%	\$ 0.00
Promise Energy		OBE	2.75%	\$ 11,088.00
Subtotal Subconsultant Participation			34.99%	\$141,081.90
Prime Participation			65.01%	\$262,162.00
Base Task				\$403,243.90
Reimbursables				\$ 0.00
Contingency				\$ 0.00
Total Task Budget Authority				\$403,243.90

Table 22A: TOS No. 45 Total Subconsultant Participation						
Pledged	MBE	WBE	SBE	EBE	DVBE	OBE
(%) of Base Task	0.00%	0.00%	4.81%	4.81%	0.00%	30.18%
(\$ Amount)	\$0.00	\$0.00	\$19,400.00	\$19,400.00	\$0.00	\$121,681.90

Note: Subconsultants may be certified in multiple certification categories; therefore, per the requirements of Executive Directive No. 14, the dollar amounts were credited toward multiple pledged participation categories.

Gruen Associates (CO124702)

Gruen Associates has been issued four task orders under the current contract, TOS No. 18 (Professional Design Review of the Los Angeles Convention Center), TOS No. 22 (Los Angeles River Valley Greenway Design Project), TOS No. 33 (Pershing Square Renew Phase 1A), and TOS No. 40 (Solar Photovoltaic LAPD Motor Transport Division).

Gruen Associates has added 24 subconsultants. Gruen Associates added 10 subconsultants for the Los Angeles River Valley Greenway Design Task Order, including California Watershed Engineering (CWE); Epic Land Solutions, Inc.; KOA Corporation; Land Econ

Group; Leland Saylor Associates; Oyler Wu Collaborative; Psomas & Associates; SKA Design; Terry A. Hayes & Associates; and the Robert Group. Gruen Associates added nine subconsultants to the Pershing Square Renew Phase 1A Sole Source Task Order, including Agence Ter LA, LLC; Community Arts Resources; Deborah Murphy Urban Design + Planning; Fehr and Peers; KPFF Consulting Engineers; Lighting Design Alliance; MGAC; SALT Landscape Architects; and Syska Hennessy. Gruen Associates added one subconsultant, Davison Associates, to the Solar Photovoltaic LAPD Motor Transport Division Task Order. Gruen Associates added four subconsultants to the Professional Design Review of the Los Angeles Convention Center, including Beezley Management, LLC; John A Martin & Associates; Laschober & Sovich, Inc.; and McKay Conant Brook, Inc.

Professional Design Review for the Los Angeles Convention Center (TOS No. 18)

On April 10, 2019, the Board approved the TOS award to Gruen Associates for the Professional Design Review for the Los Angeles Convention Center (TOS No. 18). As such, Gruen Associates achieved actual participation levels of 0.00 percent MBE, 0.00 percent WBE, 0.00 percent SBE, 0.00 percent EBE, 0.00 percent DVBE, and 0.00 percent OBE. Upon approval of contract Amendment No. 1, Gruen Associates has pledged participation levels of 2.80 percent MBE, 0.00 percent WBE, 23.98 percent SBE, 23.98 percent EBE, 0.00 percent DVBE, and 56.81 percent OBE.

As of July 30, 2019, the MBE/WBE/SBE/EBE/DVBE/OBE subconsultant information for Gruen Associates was the following:

Table 23: TOS No. 18				
Subconsultants	Gender/ Ethnicity	Business Inclusion Category	(%) of Total Invoiced	Amount Invoiced to Date
Beezley Management		SBE, EBE	0.00%	\$ 0
Syska Hennessy Group		OBE	0.00%	\$ 0
John A. Martin Associates		OBE	0.00%	\$ 0
Psomas		OBE	0.00%	\$ 0
Simpson, Gumpertz Y Heger (SGH)		OBE	0.00%	\$ 0
Hongjoo Kim Landscape Architects	M/APA	MBE, SBE, EBE	0.00%	\$ 0
Laschober + Sovich		OBE	0.00%	\$ 0
McKay Conant Hoover		OBE	0.00%	\$ 0
MGAC		OBE	0.00%	\$ 0
Subtotal Subconsultant Participation			0.00%	\$ 0
Prime Participation			0.00%	\$ 0
Total Invoiced to Date				\$ 0

Table 23A: TOS No. 18 Total Subconsultant Participation						
Achieved	MBE	WBE	SBE	EBE	DVBE	OBE
(%) of Base Task	0.00%	0.00%	0.00%	0.00%	0.00%	0.00%
(\$ Amount)	\$0	\$0	\$0	\$0	\$0	\$0

Note: Subconsultants may be certified in multiple certification categories; therefore, per the requirements of Executive Directive No. 14, the dollar amounts were credited toward multiple pledged participation categories.

Department of Public Works
Bureau of Engineering
Bureau of Contract Administration
Joint Report No. 2

September 11, 2019
Page 25

Pledged participation including Amendment No. 1:

Table 24: TOS No. 18				
Pledged Subconsultants	Gender/ Ethnicity	Business Inclusion Category	(%) of Total NTPs	Amount of Total NTPs
Beezley Management		SBE, EBE	21.18%	\$119,595
Syska Hennessy Group		OBE	19.98%	\$112,800
John A. Martin Associates		OBE	14.03%	\$ 79,205
Psomas		OBE	6.90%	\$ 38,960
Simpson, Gumpertz & Heger (SGH)		OBE	2.67%	\$ 15,100
Hongjoo Kim Landscape Architects	M/APA	MBE, SBE, EBE	2.80%	\$ 15,820
Laschober + Sovich		OBE	1.28%	\$ 7,250
McKay Conant Hoover		OBE	7.87%	\$ 44,447
MGAC		OBE	4.07%	\$ 23,000
Subtotal Subconsultant Participation			80.79%	\$456,177
Prime Participation			19.21%	\$108,480
Base Task				\$564,657
Reimbursables				\$ 0
Contingency				\$ 50,000
Total Task Budget Authority				\$614,657

Table 24A: TOS No. 18 Total Subconsultant Participation						
Pledged	MBE	WBE	SBE	EBE	DVBE	OBE
(%) of Base Task	2.80%	0.00%	23.98%	23.98%	0.00%	56.81%
(\$ Amount)	\$15,820	\$0	\$135,415	\$135,415	\$0	\$320,762

Note: Subconsultants may be certified in multiple certification categories; therefore, per the requirements of Executive Directive No. 14, the dollar amounts were credited toward multiple pledged participation categories.

Los Angeles River Valley Greenway Design Project (TOS No. 22)

As of July 30, 2019, for the TOS No. 22, Gruen Associates achieved actual participation levels of 19.71 percent MBE, 0.41 percent WBE, 25.69 percent SBE, 5.50 percent EBE, 1.59 percent DVBE, and 34.52 percent OBE. Upon approval of contract Amendment No. 1, Gruen Associates has pledged participation levels of 18.98 percent MBE, 1.58 percent WBE, 30.10 percent SBE, 6.77 percent EBE, 2.16 percent DVBE, and 38.59 percent OBE.

As of July 30, 2019, the MBE/WBE/SBE/EBE/DVBE/OBE subconsultant information for Gruen Associates was the following:

Table 25: TOS No. 22				
Subconsultants	Gender/ Ethnicity	Business Inclusion Category	(%) of Total Invoiced	Amount Invoiced to Date
California Watershed Engineering (CWE)	M/SAA	MBE, SBE, EBE	5.50%	\$ 118,881.00
Epic Land Solutions, Inc.		SBE	2.34%	\$ 50,534.63

KOA Corporation		OBE	4.82%	\$ 104,304.00
Land Econ Group		OBE	0.63%	\$ 13,720.00
Leland Saylor Associates		DVBE	1.59%	\$ 34,300.00
MARRS Services, Inc.		OBE	0.00%	\$ 0.00
Oyler Wu Collaborative		OBE	6.13%	\$ 132,627.00
Psomas & Associates		OBE	22.93%	\$ 495,889.64
SKA Design	M/C	MBE, SBE	0.44%	\$ 9,501.00
Studio-MLA (formerly Mia Lehrer & Associates)	F/HA	MBE	7.64%	\$ 165,276.00
Terry A. Hayes & Associates		SBE	10.87%	\$ 235,009.75
The Robert Group	F/AA	WBE, SBE	0.41%	\$ 8,900.00
VCA Engineers, Inc.	M/APA	MBE, SBE	6.13%	\$ 132,615.00
Subtotal Subconsultant Participation			69.44%	\$1,501,558.02
Prime Participation			30.56%	\$ 660,776.79
Total Invoiced to Date				\$2,162,334.81

Table 25A: TOS No. 22 Total Subconsultant Participation						
Achieved	MBE	WBE	SBE	EBE	DVBE	OBE
(%) of Base Task	19.71%	0.41%	25.69%	5.50%	1.59%	34.52%
(\$ Amount)	426,273.00	\$8,900.00	\$555,441.38	\$118,881.00	\$34,300.00	\$746,540.64

Note: Subconsultants may be certified in multiple certification categories; therefore, per the requirements of Executive Directive No. 14, the dollar amounts were credited toward multiple pledged participation categories.

Pledged participation including Amendment No. 1:

Table 26: TOS No. 22				
Pledged Subconsultants	Gender/Ethnicity	Business Inclusion Category	(%) of Total NTPs	Amount of Total NTPs
California Watershed Engineering (CWE)	M/SAA	MBE, SBE, EBE	6.08%	\$ 424,946
Epic Land Solutions, Inc.		SBE	4.22%	\$ 294,976
KOA Corporation		OBE	4.10%	\$ 286,584
Land Econ Group		OBE	0.35%	\$ 24,120
Leland Saylor Associates		DVBE	2.16%	\$ 151,078
MARRS Services, Inc.	F/APA	WBE, SBE, EBE	0.69%	\$ 48,300
Oyler Wu Collaborative		OBE	4.62%	\$ 322,570
Psomas & Associates		OBE	29.52%	\$2,062,975
SKA Design	M/HA	MBE, SBE	0.47%	\$ 32,900
Studio-MLA (formerly Mia Lehrer & Associates)	F/HA	MBE	5.00%	\$ 349,600
Terry A. Hayes & Associates		SBE	10.32%	\$ 721,200
The Robert Group	F/AA	WBE, SBE	0.9%	\$ 62,348
VCA Engineers, Inc.	M/APA	MBE, SBE	7.42%	\$ 518,498
Subtotal Subconsultant Participation			75.85%	\$5,300,095
Prime Participation			24.15%	\$1,687,141
Base Task				\$6,987,236
Reimbursable Expenses				\$ 135,600
Contingency				\$ 200,000
Total Task Budget Authority				\$7,322,836

Department of Public Works
Bureau of Engineering
Bureau of Contract Administration
Joint Report No. 2

September 11, 2019
Page 27

Table 26A: TOS No. 22 Total Subconsultant Participation						
Pledged	MBE	WBE	SBE	EBE	DVBE	OBE
(%) of Base Task	18.98%	1.58%	30.10%	6.77%	2.16%	38.59%
(\$ Amount)	\$1,325,944	\$110,648	\$2,103,168	\$473,246	\$151,078	\$2,696,249

Note: Subconsultants may be certified in multiple certification categories; therefore, per the requirements of Executive Directive No. 14, the dollar amounts were credited toward multiple pledged participation categories.

Pershing Square Renew Phase 1A and 1B (TOS No. 33)

As of July 30, 2019, for TOS No. 33, Gruen Associates achieved actual participation levels of 0.00 percent MBE, 0.49 percent WBE, 1.90 percent SBE, 1.90 percent EBE, 0.00 percent DVBE, and 27.55 percent OBE. Upon approval of contract Amendment No. 1, Gruen Associates has pledged participation levels of 1.31 percent MBE, 5.43 percent WBE, 5.99 percent SBE, 4.67 percent EBE, 0.00 percent DVBE, and 66.80 percent OBE.

As of July 30, 2019, the MBE/WBE/SBE/EBE/DVBE/OBE subconsultant information for Gruen Associates was the following:

Table 27: TOS No. 33				
Subconsultants	Gender/ Ethnicity	Business Inclusion Category	(%) of Total Invoiced	Amount Invoiced to Date
Agence Ter		OBE	13.39%	\$ 82,150
KPFF Consulting Engineers		OBE	5.09%	\$ 31,250
Fehr & Peers		OBE	4.89%	\$ 30,000
Rachel Allen Architecture	F/C	WBE	0.00%	\$ 0
SALT Landscape Architects	M/C	SBE, EBE	1.83%	\$ 11,250
M-E Engineers		OBE	1.55%	\$ 9,500
C & E Ingenierie		OBE	0.00%	\$ 0
Community Arts Resources		OBE	1.65%	\$ 10,150
MGAC		OBE	0.08%	\$ 500
Syska Hennessy Group		OBE	0.90%	\$ 5,500
Still Room		OBE	0.00%	\$ 0
Terry A. Hayes Associates	M/AA	MBE, SBE, EBE	0.00%	\$ 0
Cosentini Associates		OBE	0.00%	\$ 0
Deborah Murphy Urban Design + Planning	F/C	WBE	0.49%	\$ 3,000
Lighting Design Alliance		SBE, EBE	0.07%	\$ 420
Joma Design Studio		OBE	0.00%	\$ 0
Leo Villareal		OBE	0.00%	\$ 0
Subtotal Subconsultant Participation			29.94%	\$183,720
Prime Participation			70.06%	\$429,890
Total Invoiced to Date				\$613,610

Table 27A: TOS No. 33 Total Subconsultant Participation						
Achieved	MBE	WBE	SBE	EBE	DVBE	OBE
(%) of Base Task	0.00%	0.49%	1.90%	1.90%	0.00%	27.55%
(\$ Amount)	\$0	\$3,000	\$11,670	\$11,670	\$0	\$169,050

Note: Subconsultants may be certified in multiple certification categories; therefore, per the requirements of Executive Directive No. 14, the dollar amounts were credited toward multiple pledged participation categories.

Pledged participation including Amendment No. 1:

Table 28: TOS No. 33						
Pledged Subconsultants		Gender/ Ethnicity	Business Inclusion Category	(%) of Total NTPs	Amount of Total NTPs	
Agence Ter			OBE	28.77%	\$ 328,600	
KPFF Consulting Engineers			OBE	10.94%	\$ 125,000	
Fehr & Peers			OBE	10.51%	\$ 120,000	
Rachel Allen Architecture		F/C	WBE	4.38%	\$ 50,000	
SALT Landscape Architects		M/C	SBE, EBE	3.94%	\$ 45,000	
M-E Engineers			OBE	3.33%	\$ 38,000	
C & E Ingenierie			OBE	2.63%	\$ 30,000	
Community Arts Resources			OBE	2.54%	\$ 29,000	
MGAC			OBE	2.19%	\$ 25,000	
Syska Hennessy Group			OBE	1.93%	\$ 22,000	
Still Room			OBE	1.66%	\$ 19,000	
Terry A. Hayes Associates		M/AA	MBE	1.31%	\$ 15,000	
Cosentini Associates			OBE	1.18%	\$ 13,500	
Deborah Murphy Urban Design + Planning		F/C	WBE	1.05%	\$ 12,000	
Lighting Design Alliance		M/C	SBE	0.74%	\$ 8,400	
Joma Design Studio			OBE	0.70%	\$ 8,000	
Leo Villareal			OBE	0.44%	\$ 5,000	
Subtotal Subconsultant Participation				78.22%	\$ 893,500	
Prime Participation				21.78%	\$ 248,791	
Base Task					\$1,142,291	
Contingency					\$ 357,709	
Total Task Budget Authority					\$1,500,000	
Table 28A: TOS No. 33 Total Subconsultant Participation						
Pledged	MBE	WBE	SBE	EBE	DVBE	OBE
(%) of Base Task	1.31%	5.43%	5.99%	4.67%	0.00%	66.80%
(\$ Amount	\$15,000	\$62,000	\$53,400	\$45,000	\$0	\$763,100

Note: Subconsultants may be certified in multiple certification categories; therefore, per the requirements of Executive Directive No. 14, the dollar amounts were credited toward multiple pledged participation categories.

Solar Photovoltaic LAPD Motor Transport Division (TOS No. 40)

As of July 30, 2019, for the TOS No. 40, Gruen Associates achieved actual participation levels of 20.66 percent MBE, 18.72 percent WBE, 39.38 percent SBE, 39.38 percent EBE, 0.00 percent DVBE, and 43.90 percent OBE. Upon approval of contract Amendment No. 1, Gruen Associates has pledged participation levels of 15.98 percent MBE, 18.92 percent WBE, 34.90 percent SBE, 34.90 percent EBE, 0 percent DVBE, and 44.41 percent OBE.

Department of Public Works
Bureau of Engineering
Bureau of Contract Administration
Joint Report No. 2

September 11, 2019
Page 29

As of July 30, 2019, the MBE/WBE/SBE/EBE/DVBE/OBE subconsultant information for Gruen Associates was the following:

Table 29: TOS No. 40				
Subconsultants	Gender/ Ethnicity	Business Inclusion Category	(%) of Total Invoiced	Amount Invoiced to Date
Innovative Engineering Group, Inc.		OBE	39.27%	\$35,160
JCE Structural Engineering Group, Inc.	M/HA	MBE, SBE, EBE	20.66%	\$18,500
MARRS Services, Inc.	F/APA	WBE, SBE, EBE	18.72%	\$16,762
Davison Associates, Inc.		OBE	4.63%	\$ 4,150
Subtotal Subconsultant Participation			83.28%	\$74,572
Prime Participation			16.72%	\$14,968
Total Invoiced to Date				\$89,540

Table 29A: TOS No. 40 Total Subconsultant Participation						
Achieved	MBE	WBE	SBE	EBE	DVBE	OBE
(%) of Base Task	20.66%	18.72%	39.38%	39.38%	0.00%	43.90%
(\$ Amount)	\$18,500	\$16,762	\$35,262	\$35,262	\$0	\$39,310

Note: Subconsultants may be certified in multiple certification categories; therefore, per the requirements of Executive Directive No. 14, the dollar amounts were credited toward multiple pledged participation categories.

Pledged participation including Amendment No. 1:

Table 30: TOS No. 40				
Pledged Subconsultants	Gender/ Ethnicity	Business Inclusion Category	(%) of Total NTPs	Amount of Total NTPs
Innovative Engineering Group, Inc.		OBE	35.66%	\$ 59,680
JCE Structural Engineering Group, Inc.	M/HA	MBE, SBE, EBE	15.98%	\$ 26,750
MARRS Services, Inc.	F/SAA	WBE, SBE, EBE	18.92%	\$ 31,668
Davison Associates, Inc.		OBE	8.75%	\$ 14,650
Subtotal Subconsultant Participation			79.31%	\$132,748
Prime Participation			20.69%	\$ 34,628
Base Task				\$167,376
Reimbursables and Structural Allowance				\$ 20,500
Contingency				\$ 72,124
Total Task Budget Authority				\$260,000

Table 30A: TOS No. 40 Total Subconsultant Participation						
Pledged	MBE	WBE	SBE	EBE	DVBE	OBE
(%) of Base Task	15.98%	18.92%	34.90%	34.90%	0.00%	44.41%
(\$ Amount)	\$26,750	\$31,668	\$58,418	\$58,418	\$0	\$74,330

Note: Subconsultants may be certified in multiple certification categories; therefore, per the requirements of Executive Directive No. 14, the dollar amounts were credited toward multiple pledged participation categories.

Gwynne Pugh Urban Studio (CO124700)

As of July 30, 2019, Gwynne Pugh Urban Studio has not been issued any task orders, thus they have not utilized subconsultants.

HMC Architects (CO124787)

HMC Architects has been issued three task orders under the current contract, TOS No. 1 (Design Competition for the Los Angeles Convention Center Expansion), TOS No. 2 (Normandale Park Skate Park and Improvements), and TOS No. 3 (Echo Park Skate Park).

Since the contract execution, HMC Architects have added 16 subconsultants. HMC Architects added 11 subconsultants for the Design Competition for the Los Angeles Convention Center Expansion Task Order, including Bobby Knox; AIA, Architects, Inc.; C.P. O'Halloran Associates; Chu + Gooding Architects; Englekirk Institutional, Inc. formerly Englekirk & Sabol Consulting Structural Engineers, Inc.; Magnusson Klemencic Associates; Populous; Shimahara Illustrations; Skyline Ink; Syska Hennessy; The Model Shop; and The Olin Studio. HMC Architects added EPIC Engineers, MTI Cost Consulting, S & K Engineers, Site Design Group, and TSV Architects for the Normandale Park Skate Park and Improvements Task Order and the Echo Park Skate Park Task Order.

Design Competition for the Los Angeles Convention Center Expansion (TOS No. 1)

For TOS No. 1, HMC Architects achieved actual participation levels of 16.13 percent MBE, 6.13 percent WBE, 34.50 percent SBE, 34.50 percent EBE, 1.00 percent DVBE, and 44.37 percent OBE. For this task order, HMC Architects pledged participation levels of 16.25 percent MBE, 6.25 percent WBE, 29.75 percent SBE, 29.75 percent EBE, 1.00 percent DVBE, and 47.50 percent OBE. This task order was completed on March 22, 2016.

For this TOS the MBE/WBE/SBE/EBE/DVBE/OBE subconsultant information for HMC Architects was the following:

Table 31: TOS No. 1				
Subconsultants	Gender/ Ethnicity	Business Inclusion Category	(%) of Total Invoiced	Amount Invoiced to Date
Bobby Knox, AIA, Architects, Inc.	M/AA	MBE, SBE, EBE, DVBE	1.00%	\$ 2,000.00
C.P. O'Halloran Associates		SBE, EBE	2.88%	\$ 5,750.00
Chu + Gooding Architects	F/APA	MBE, SBE, EBE	7.38%	\$ 14,750.00
Englekirk Institutional, Inc. formerly Englekirk & Sabol Consulting Structural Engineers, Inc.	M/APA	MBE	3.50%	\$ 7,000.00
Magnusson Klemencic Associates		OBE	2.38%	\$ 4,750.00
Populous		OBE	38.12%	\$ 76,249.00
Shimahara Illustrations	M/APA	MBE, SBE, EBE	1.25%	\$ 2,500.00
Skyline Ink		OBE	1.50%	\$ 3,000.00

Department of Public Works
Bureau of Engineering
Bureau of Contract Administration
Joint Report No. 2

September 11, 2019
Page 31

Syska Hennessy		OBE	2.38%	\$ 4,750.00
The Model Shop		SBE EBE	19.00%	\$ 38,000.00
The Olin Studio	F/C	WBE	6.13%	\$ 12,250.00
VCA Engineers, Inc.	M/APA	MBE, SBE, EBE	3.00%	\$ 6,000.00
Subtotal Subconsultant Participation			88.50%	\$176,999.00
Prime Participation			11.50%	\$ 23,000.97
Total Invoiced to Date				\$200,000.00

Table 31A: TOS No. 1 Total Subconsultant Participation						
Achieved	MBE	WBE	SBE	EBE	DVBE	OBE
(%) of Base Task	16.13%	6.13%	34.50%	34.50%	1.00%	44.37%
(\$ Amount)	\$32,250.03	\$12,250.00	\$69,000.03	\$69,000.03	\$2,000.00	\$88,749.00

Note: Subconsultants may be certified in multiple certification categories; therefore, per the requirements of Executive Directive No. 14, the dollar amounts were credited toward multiple pledged participation categories.

Normandale Park Skate Park and Improvements (TOS No. 2)

As of July 30, 2019, for TOS No. 2, HMC Architects achieved actual participation levels of 5.03 percent MBE, 8.42 percent WBE, 13.46 percent SBE, 8.42 percent EBE, 0.00 percent DVBE, and 33.24 percent OBE. Upon approval of contract Amendment No. 1, HMC Architects has pledged participation levels of 11.91 percent MBE, 5.72 percent WBE, 15.50 percent SBE, 5.72 percent EBE, 0.00 percent DVBE, and 41.72 percent OBE.

As of July 30, 2019, the MBE/WBE/SBE/EBE/DVBE/OBE subconsultant information for HMC Architects was the following:

Table 32: TOS No. 2				
Subconsultants	Gender/ Ethnicity	Business Inclusion Category	(%) of Total Invoiced	Amount Invoiced to Date
EPIC Engineers		OBE	5.35%	\$ 4,713.58
KSA Design Studio formerly Katherine Spitz Associates, Inc.	F/C	WBE, SBE, EBE	8.42%	\$ 7,423.50
MTI Cost Consulting		OBE	3.72%	\$ 3,279.14
S & K Engineers	M/SAA	MBE, SBE	5.03%	\$ 4,436.47
Saiful Bouquet Structural Engineers, Inc.	M/SAA	MBE	0.00%	\$ 0.00
Site Design Group		OBE	24.18%	\$21,306.06
TSV Architects		OBE	0.00%	\$ 0.00
Subtotal Subconsultant Participation			46.70%	\$41,158.75
Prime Participation			53.30%	\$46,973.31
Total Invoiced to Date				\$88,132.06

Table 32A: TOS No. 2 Total Subconsultant Participation						
Achieved	MBE	WBE	SBE	EBE	DVBE	OBE

(%) of Base Task	5.03%	8.42%	13.46%	8.42%	0.00%	33.24%
(\$ Amount)	\$4,436.47	\$7,423.50	\$11,859.97	\$7,423.50	\$0	\$29,298.78

Note: Subconsultants may be certified in multiple certification categories; therefore, per the requirements of Executive Directive No. 14, the dollar amounts were credited toward multiple pledged participation categories

Pledged participation including Amendment No. 1:

Table 33: TOS No. 2				
Pledged Subconsultants	Gender/ Ethnicity	Business Inclusion Category	(%) of Total NTPs	Amount of Total NTPs
EPIC Engineers		OBE	9.06%	\$ 12,750
KSA Design Studio formerly Katherine Spitz Associates, Inc.	F / C	WBE, SBE, EBE	5.72%	\$ 8,050
MTI Cost Consulting		OBE	2.84%	\$ 4,000
S & K Engineers	M / SAA	MBE, SBE	9.77%	\$ 13,750
Saiful Bouquet Structural Engineers, Inc.	M / SAA	MBE	2.13%	\$ 3,000
Site Design Group		OBE	27.68%	\$ 38,940
TSV Architects		OBE	2.13%	\$ 3,000
Subtotal Subconsultant Participation			59.34%	\$ 83,490
Prime Participation			40.66%	\$ 57,198
Base Task				\$140,688
Reimbursables				\$ 0
Contingency				\$ 14,200
Total Task Budget Authority				\$154,888

Table 33A: TOS No. 2 Total Subconsultant Participation						
Pledged	MBE	WBE	SBE	EBE	DVBE	OBE
(%) of Base Task	11.91%	5.72%	15.50%	5.72%	0.00%	41.72%
(\$ Amount)	\$16,750	\$8,050	\$21,800	\$8,050	\$0	\$58,690

Note: Subconsultants may be certified in multiple certification categories; therefore, per the requirements of Executive Directive No. 14, the dollar amounts were credited toward multiple pledged participation categories.

Echo Park Skate Park (TOS No. 3)

As of July 30, 2019, TOS No. 3, HMC Architects achieved actual participation levels of 10.58 percent MBE, 0.82 percent WBE, 5.49 percent SBE, 0.82 percent EBE, 0.00 percent DVBE, and 34.70 percent OBE. Upon approval of contract Amendment No. 1, HMC Architects has pledged participation levels of 14.01 percent MBE, 0.82 percent WBE, 5.36 percent SBE, 5.36 percent EBE, 0.00 percent DVBE, and 45.29 percent OBE.

As of July 30, 2019, the MBE/WBE/SBE/EBE/DVBE/OBE subconsultant information for HMC Architects was the following:

Table 34: TOS No. 3				
Subconsultants	Gender/ Ethnicity	Business Inclusion Category	(%) of Total Invoiced	Amount Invoiced to Date
EPIC Engineers		OBE	8.23%	\$ 7,776.14

Department of Public Works
Bureau of Engineering
Bureau of Contract Administration
Joint Report No. 2

September 11, 2019
Page 33

KSA Design Studio formerly Katherine Spitz Associates, Inc.	F/C	WBE, SBE, EBE	0.82%	\$ 777.13
MTI Cost Consulting		OBE	4.38%	\$ 4,142.33
S & K Engineers	M/SAA	MBE, SBE	4.67%	\$ 4,415.35
Saiful Bouquet Structural Engineers, Inc.	M/SAA	MBE	5.90%	\$ 5,579.95
Site Design Group		OBE	22.08%	\$20,867.63
TSV Architects		OBE	0.00%	\$ 0.00
Subtotal Subconsultant Participation			46.10%	\$43,558.53
Prime Participation			53.90%	\$50,936.83
Total Invoiced to Date				\$94,495.36

Table 34A: TOS No. 3 Total Subconsultant Participation						
Achieved	MBE	WBE	SBE	EBE	DVBE	OBE
(%) of Base Task	10.58%	0.82%	5.49%	0.82%	0%	34.70%
(\$)	\$9,995.30	\$777.13	\$5,192.48	\$777.13	\$0	\$32,786.10

Note: Subconsultants may be certified in multiple certification categories; therefore, per the requirements of Executive Directive No. 14, the dollar amounts were credited toward multiple pledged participation categories.

Pledged participation including Amendment No. 1:

Table 35: TOS No. 3				
Pledged Subconsultants	Gender/Ethnicity	Business Inclusion Category	(%) of Total NTPs	Amount of Total NTPs
EPIC Engineers		OBE	10.75%	\$ 13,050
KSA Design Studio formerly Katherine Spitz Associates, Inc.	F/C	WBE, SBE, EBE	0.82%	\$ 1,000
MTI Cost Consulting		OBE	4.38%	\$ 5,320
S & K Engineers	M/SAA	MBE, SBE, EBE	4.53%	\$ 5,500
Saiful Bouquet Structural Engineers, Inc.	M/SAA	MBE	9.48%	\$ 11,500
Site Design Group		OBE	29.33%	\$ 35,600
TSV Architects		OBE	0.82%	\$ 1,000
Subtotal Subconsultant Participation			60.13%	\$ 72,970
Prime Participation			39.87%	\$ 48,393
Base Task				\$121,363
Reimbursables				\$ 0
Contingency				\$ 9,637
Total Task Budget Authority				\$131,000

Table 35A: TOS No. 3 Total Subconsultant Participation						
Pledged	MBE	WBE	SBE	EBE	DVBE	OBE
(%) of Base Task	14.01%	0.82%	5.36%	5.36%	0.00%	45.29%
(\$)	\$17,000	\$1,000	\$6,500	\$6,500	\$0	\$54,970

Note: Subconsultants may be certified in multiple certification categories; therefore, per the requirements of Executive Directive No. 14, the dollar amounts were credited toward multiple pledged participation categories.

IBI Group, formerly known as Tetra-IBI Group Architecture Planning (CO124701)

IBI Group, formerly known as Tetra-IBI Group Architecture Planning, has been issued 10 task orders under the current contract. These task orders include inactive TOS No. 10 (Citywide Yards Master Plan RFP), completed TOS No. 15 (Fire Department Functional and Space Analysis Report Valley Bureau Administrative Building), and completed TOS No. 21 (San Pedro House Demolition Plans). Seven task orders, including TOS No. 4 (South District Sewer Sanitation Maintenance Yard Design), TOS No. 9 (Electrical Engineering Services for South Park), TOS No. 16 (Verdugo Hills Swimming Pool Rehabilitation), TOS No. 29 (North Hollywood Sewer Maintenance Plant), TOS No. 36 (ATSAC Design Services), TOS No. 46 (Parker Center Demolition), and TOS No. 47 (City Hall East Electrical Server Room Upgrade) are currently active.

IBI Group has added 15 subconsultants. IBI Group added Brummit Energy Associates for TOS No. 29 (North Hollywood Sewer Maintenance Plant). They specialize in Leaderships in Energy and Environmental Design (LEED) building systems. IBI Group added Asset Strategies and Cardno TBE to TOS No. 10 Scope of Services for a Citywide Yards Master Plan RFQ. IBI Group added Jones & Madhaven to TOS No. 16 (Verdugo Hills Swimming Pool Rehabilitation). They specialize in swimming pool engineering design. IBI Group added RSE Associates, Inc. to TOS No. 36 (Automated Traffic Surveillance and Control (ATSAC) Design). They specialize in building structural engineering. IBI Group added 10 subconsultants to TOS No. 46 (Parker Center Demolition), including ATC Associates, Inc.; Barefoot Productions; Cummings Corporation; Drisko Studio Architects, Inc.; Healthy Buildings International, Inc.; ICF Jones & Stokes, Inc.; IMEG Corp; KOA; KPFF Consulting Engineers; and Ninyo & Moore. On December 19, 2018, the Board authorized the BOE to transfer the Parker Center Demolition Task Order and the City Hall East Server Room Upgrade Task Order from expired contract CO114049 to the current contract. The subconsultants from the now expired contract were added to the current contract to complete the Parker Center Demolition Task Order and the City Hall East Server Room Upgrade Task Order. The subconsultants assigned to these task orders were originally subject to the City's former MBE/WBE/OBE program prior to the transfer of the task orders to the current contract. The former MBE/WBE/OBE program did not include the BIP certification categories of SBE, EBE, and DVBE. However, in addition to the MBE or WBE certifications, some of these firms are also certified in the SBE and EBE categories.

South District Sewer Sanitation Maintenance Yard Design (TOS No. 4)

As of July 30, 2019, for TOS No. 4, IBI Group achieved actual participation levels of 33.35 percent MBE, 7.54 percent WBE, 50.87 percent SBE, 19.82 percent EBE, 0.00 percent DVBE, 7.33 percent OBE. Upon approval of contract Amendment No. 1, IBI Group has pledged participation levels of 25.18 percent MBE, 5.89 percent WBE, 19.16 percent SBE, 13.27 percent EBE, 0.00 percent DVBE, and 4.91 percent OBE.

Department of Public Works
Bureau of Engineering
Bureau of Contract Administration
Joint Report No. 2

September 11, 2019
Page 35

As of July 30, 2019, the MBE/WBE/SBE/EBE/DVBE/OBE subconsultant information for IBI Group was the following:

Table 36: TOS No. 4				
Subconsultants	Gender/ Ethnicity	Business Inclusion Category	(%) of Total Invoiced	Amount Invoiced to Date
Construction Cost Consultants	F/SAA	WBE, SBE	7.54%	\$ 18,000
Maroko & Shwe, Inc.	M/APA	MBE	9.84%	\$ 23,500
Pacific Engineers Group		SBE, EBE	19.82%	\$ 47,340
Robert Cloud, AIA		OBE	7.33%	\$ 17,500
VCA Engineers, Inc.	M/APA	MBE, SBE	23.51%	\$ 56,142
Subtotal Subconsultant Participation			68.04%	\$162,482
Prime Participation			31.96%	\$ 76,313
Total Invoiced to Date				\$238,795

Table 36A: TOS No. 4 Total Subconsultant Participation						
Achieved	MBE	WBE	SBE	EBE	DVBE	OBE
(%) of Base Task	33.35%	7.54%	50.87%	19.82%	0.00%	7.33%
(\$ Amount)	\$79,642	\$18,000	\$121,482	\$47,340	\$0	\$17,500

Note: Subconsultants may be certified in multiple certification categories; therefore, per the requirements of Executive Directive No. 14, the dollar amounts were credited toward multiple pledged participation categories.

Pledged participation including Amendment No. 1:

Table 37: TOS No. 4				
Pledged Subconsultants	Gender/ Ethnicity	Business Inclusion Category	(%) of Total NTPs	Amount of Total NTPs
Construction Cost Consultants	F/SAA	WBE, SBE	5.89%	\$ 21,000
Maroko & Shwe, Inc.	M/APA	MBE	15.98%	\$ 57,000
Pacific Engineers Group		SBE, EBE	13.27%	\$ 47,340
Robert Cloud, AIA		OBE	4.91%	\$ 17,500
VCA Engineers, Inc.	M/APA	MBE	9.20%	\$ 32,800
Subtotal Subconsultant Participation			49.24%	\$175,640
Prime Participation			50.76%	\$181,052
Base Task				\$356,692
Contingency				\$ 43,308
Total Task Budget Authority				\$400,000

Table 37A: TOS No. 4 Total Subconsultant Participation						
Pledged	MBE	WBE	SBE	EBE	DVBE	OBE
(%) of Base Task	25.18%	5.89%	19.16%	13.27%	0.00%	4.91%
(\$ Amount)	\$89,800	\$21,000	\$68,340	\$47,340	\$0	\$17,500

Note: Subconsultants may be certified in multiple certification categories; therefore, per the requirements of Executive Directive No. 14, the dollar amounts were credited toward multiple pledged participation categories.

Electrical Engineering Services for South Park (TOS No. 9)

As of July 30, 2019, for TOS No. 9, IBI Group achieved actual participation levels of 0.00 percent MBE, 0.00 percent WBE, 69.43 percent SBE, 69.43 percent EBE, 0.00 percent DVBE, 0.00 percent OBE. Upon approval of contract Amendment No. 1, IBI Group has pledged participation levels of 0.00 percent MBE, 0.00 percent WBE, 76.58 percent SBE, 76.58 percent EBE, 0.00 percent DVBE, and 3.49 percent OBE.

As of July 30, 2019, the MBE/WBE/SBE/EBE/DVBE/OBE subconsultant information for IBI Group was the following:

Table 38: TOS No. 9				
Subconsultants	Gender/ Ethnicity	Business Inclusion Category	(%) of Total Invoiced	Amount Invoiced to Date
Pacific Engineers Group		SBE, EBE	69.43%	\$26,897
Saiful Bouquet Consulting Structural Engineers		OBE	0.00%	\$ 0
Subtotal Subconsultant Participation			69.43%	\$26,897
Prime Participation			30.57%	\$11,846
Total Invoiced to Date				\$38,743

Table 38A: TOS No. 9 Total Subconsultant Participation						
Achieved	MBE	WBE	SBE	EBE	DVBE	OBE
(%) of Base Task	0.00%	0.00%	69.43%	69.43%	0.00%	0.00%
(\$ Amount)	\$0	\$0	\$26,897	\$26,897	\$0	\$0

Note: Subconsultants may be certified in multiple certification categories; therefore, per the requirements of Executive Directive No. 14, the dollar amounts were credited toward multiple pledged participation categories. Pledged participation including Amendment No. 1:

Table 39: TOS No. 9				
Pledged Subconsultants	Gender/ Ethnicity	Business Inclusion Category	(%) of Total NTPs	Amount of Total NTPs
Pacific Engineers Group		SBE EBE	76.58%	\$109,760
Saiful Bouquet Consulting Structural Engineers		OBE	3.49%	\$ 5,000
Subtotal Subconsultant Participation			80.07%	\$114,760
Prime Participation			19.93%	\$ 28,562
Base Task				\$143,322
Reimbursables				\$ 0
Contingency				\$ 36,678
Total Task Budget Authority				\$180,000

Table 39A: TOS No. 9 Total Subconsultant Participation						
Pledged	MBE	WBE	SBE	EBE	DVBE	OBE
(%) of Base Task	0.00%	0.00%	76.58%	76.58%	0.00%	3.49%
(\$ Amount)	\$0	\$0	\$109,760	\$109,760	\$0	\$5,000

Note: Subconsultants may be certified in multiple certification categories; therefore, per the requirements of Executive Directive No. 14, the dollar amounts were credited toward multiple pledged participation categories.

September 11, 2019
Page 37

Citywide Yards Master Plan RFP Scope of Services (TOS No. 10)

TOS No. 10 has been placed on hold. Originally, the BOE's Architectural Division assigned IBI Group to develop a scope of services for a Request for Proposal to be released by the City to develop a Citywide Maintenance Yards Master Plan. The NTP amount for TOS No. 10 was \$84,493. At the request of the client agency, IBI Group has provided some research services to relocate specific yards. The original intent of the TOS is being reevaluated and the BOE's Architectural Division is considering releasing a new TOS to assess the optimization and consolidation of the City's maintenance facilities. If a new TOS is solicited, then TOS No. 4 will be closed. IBI Group achieved actual participation levels of 0.00 percent MBE, 0.00 percent WBE, 10.46 percent SBE, 10.46 percent EBE, 0.00 percent DVBE, and 3.74 percent OBE.

The MBE/WBE/SBE/EBE/DVBE/OBE subconsultant information for IBI Group was the following:

Table 40: TOS No. 10				
Subconsultants	Gender/ Ethnicity	Business Inclusion Category	(%) of Total Invoiced	Amount Invoiced to Date
Asset Strategies		SBE EBE	10.46%	\$ 6,125
Cardno TBE		OBE	0.00%	\$ 2,187
Subtotal Subconsultant Participation			14.20%	\$ 8,312
Prime Participation			85.80%	\$50,233
Total Invoiced to Date				\$58,545

Table 40A: TOS No. 9 Total Subconsultant Participation						
Achieved	MBE	WBE	SBE	EBE	DVBE	OBE
(%) of Base Task	0.00%	0.00%	10.46%	10.46%	0.00%	3.74%
(\$ Amount)	\$0	\$0	\$6,125	\$6,125	\$0	\$2,187

Note: Subconsultants may be certified in multiple certification categories; therefore, per the requirements of Executive Directive No. 14, the dollar amounts were credited toward multiple pledged participation categories.

Fire Department Valley Bureau Functional and Space Analysis Report (TOS No. 15)

TOS No. 15 closed on October 31, 2015. The TOS No. 15 NTP amount was \$43,701. IBI Group achieved actual participation levels of 0 percent MBE, 0 percent WBE, 0 percent SBE, 0 percent EBE, 0 percent DVBE, 0 percent OBE. The report was no longer required by the client agency and did not lead to a capital project requiring design services from the consultant.

The MBE/WBE/SBE/EBE/DVBE/OBE subconsultant information for IBI Group was the following:

Table 41: TOS No. 15				
Subconsultants	Gender/ Ethnicity	Business Inclusion Category	(%) of Total Invoiced	Amount Invoiced to Date
Not Applicable			0.00%	\$ 0
Subtotal Subconsultant Participation			0.00%	\$ 0
Prime Participation			100.00%	\$4,022
Total Invoiced to Date				\$4,022

Table 41A: TOS No. 9 Total Subconsultant Participation						
Pledged	MBE	WBE	SBE	EBE	DVBE	OBE
(%) of Base Task	0.00%	0.00%	0.00%	0.00%	0.00%	0.00%
(\$ Amount)	\$0	\$0	\$0	\$0	\$0	\$0

Note: Subconsultants may be certified in multiple certification categories; therefore, per the requirements of Executive Directive No. 14, the dollar amounts were credited toward multiple pledged participation categories.

Verdugo Swimming Pool and Bathhouse Rehabilitation (TOS No. 16)

As of July 30, 2019, the Verdugo Swimming Pool and Bathhouse Rehabilitation (TOS No. 16), IBI Group achieved actual participation levels of 0.00 percent MBE, 0.00 percent WBE, 58.50 percent SBE, 18.36 percent EBE, 0.00 percent DVBE, 0.00 percent OBE. Upon approval of contract Amendment No. 1, IBI Group has pledged participation levels of 0.00 percent MBE, 11.19 percent WBE, 75.67 percent SBE, 10.75 percent EBE, 0.00 percent DVBE, and 0.00 percent OBE.

As of July 30, 2019, the MBE/WBE/SBE/EBE/DVBE/OBE subconsultant information for IBI Group was the following:

Table 42: TOS No. 16				
Subconsultants	Gender/ Ethnicity	Business Inclusion Category	(%) of Total Invoiced	Amount Invoiced to Date
Construction Cost Consultants	F/SAA	WBE	0.00%	\$ 0
Jones & Madhavan		SBE	40.14%	\$25,188
Pacific Engineers Group		SBE, EBE	18.36%	\$11,520
Subtotal Subconsultant Participation			58.50%	\$36,708
Prime Participation			41.50%	\$26,037
Total Invoiced to Date				\$62,745

Table 42A: TOS No. 16 Total Subconsultant Participation						
Achieved	MBE	WBE	SBE	EBE	DVBE	OBE
(%) of Base Task	0.00%	0.00%	58.50%	18.36%	0.00%	0.00%
(\$ Amount)	\$0	\$0	\$36,708	\$11,520	\$0	\$0

Note: Subconsultants may be certified in multiple certification categories; therefore, per the requirements of Executive Directive No. 14, the dollar amounts were credited toward multiple pledged participation categories.

Pledged participation including Amendment No. 1:

Table 43: TOS No. 16				
Pledged Subconsultants	Gender/ Ethnicity	Business Inclusion Category	(%) of Total NTPs	Amount of Total NTPs
Construction Cost Consultants	F/SAA	WBE, SBE	11.19%	\$ 15,000
Jones & Madhavan		SBE	53.73%	\$ 72,000
Pacific Engineers Group		SBE, EBE	10.75%	\$ 14,400
Subtotal Subconsultant Participation			75.67%	\$101,400
Prime Participation			24.33%	\$ 32,600
Base Task				\$134,000
Reimbursables				\$ 0
Contingency				\$ 0
Total Task Budget Authority				\$134,000

September 11, 2019
Page 39

Table 43A: TOS No. 16 Total Subconsultant Participation						
Pledged	MBE	WBE	SBE	EBE	DVBE	OBE
(%) of Base Task	0.00%	11.19%	75.67%	10.75%	0.00%	0.00%
(\$ Amount)	\$0	\$15,000	\$101,400	\$14,400	\$0	\$0

Note: Subconsultants may be certified in multiple certification categories; therefore, per the requirements of Executive Directive No. 14, the dollar amounts were credited toward multiple pledged participation categories.

San Pedro House Demolition Plans (TOS No. 21)

IBI Group completed TOS No. 21 on June 30, 2018. The TOS No. 21 NTP amount was \$86,140. The BOE initiated this task order on behalf of the City's Department of General Services who requested demolition plans and possible observations during the demolition project. The listed subconsultant, VCA Engineers, Inc., was on stand-by in the event structural/civil engineering services were required for this project. They were not utilized. IBI Group achieved actual participation levels of 0 percent MBE, 0 percent WBE, 0 percent SBE, 0 percent EBE, 0 percent DVBE, and 0 percent OBE.

As of July 1, 2019, the MBE/WBE/SBE/EBE/DVBE/OBE subconsultant information for IBI Group was the following:

Table 44: TOS No. 21				
Subconsultants	Gender/ Ethnicity	Business Inclusion Category	(%) of Total Invoiced	Amount Invoiced to Date
VCA Engineers, Inc.		MBE	0.00%	\$ 0
Subtotal Subconsultant Participation			0.00%	\$ 0
Prime Participation			100.00%	\$82,593
Total Invoiced to Date				\$82,593

Table 44A: TOS No. 21 Total Subconsultant Participation						
Achieved	MBE	WBE	SBE	EBE	DVBE	OBE
(%) of Base Task	0.00%	0.00%	0.00%	0.00%	0.00%	0.00%
(\$ Amount)	\$0	\$0	\$0	\$0	\$0	\$0

Note: Subconsultants may be certified in multiple certification categories; therefore, per the requirements of Executive Directive No. 14, the dollar amounts were credited toward multiple pledged participation categories.

North Hollywood Sewer Sanitation Maintenance Yard (TOS No. 29)

As of July 30, 2019, for the North Hollywood Sewer Maintenance Yard (TOS No. 29), IBI Group achieved actual participation levels of 4.88 percent MBE, 15.86 percent WBE, 20.74 percent SBE, 0.00 percent EBE, 0.00 percent DVBE, 31.51 percent OBE. Upon approval of contract Amendment No. 1, IBI Group has pledged participation levels of 12.58 percent MBE, 5.16 percent WBE, 20.92 percent SBE, 8.13 percent EBE, 0.00 percent DVBE, and 26.46 percent OBE.

As of July 30, 2019, the MBE/WBE/SBE/EBE/DVBE/OBE subconsultant information for IBI Group was the following:

Table 45: TOS No 29

Subconsultants	Gender/ Ethnicity	Business Inclusion Category	(%) of Total Invoiced	Amount Invoiced to Date
Brummit Energy Associates, Inc.		OBE	31.51%	\$18,875
Construction Cost Consultants	F/SAA	WBE, SBE	15.86%	\$ 9,500
Maroko & Shwe, Inc.	M/APA	MBE	0.00%	\$ 0
Pacific Engineers Group		SBE, EBE	0.00%	\$ 0
Saiful Bouquet Consulting Structural Engineers		OBE	0.00%	\$ 0
VCA Engineers, Inc.	M/APA	MBE, SBE	4.88%	\$ 2,922
Subtotal Subconsultant Participation			52.25%	\$31,297
Prime Participation			47.75%	\$28,600
Total Invoiced to Date				\$59,897

Table 45A: TOS No. 29 Total Subconsultant Participation

Achieved	MBE	WBE	SBE	EBE	DVBE	OBE
(%) of Base Task	4.88%	15.86%	20.74%	0.00%	0.00%	31.51%
(\$ Amount)	\$2,922	\$9,500	\$12,422	\$0	\$0	\$18,875

Note: Subconsultants may be certified in multiple certification categories; therefore, per the requirements of Executive Directive No. 14, the dollar amounts were credited toward multiple pledged participation categories.

Pledged participation including Amendment No. 1:

Table 46: TOS No. 29

Pledged Subconsultants	Gender/ Ethnicity	Business Inclusion Category	(%) of Total NTPs	Amount of Total NTPs
Brummit Energy Associates, Inc.		OBE	15.92%	\$ 72,500
Construction Cost Consultants	F/SAA	WBE, SBE	5.16%	\$ 23,500
Maroko & Shwe, Inc.	M/APA	MBE	4.94%	\$ 22,500
Pacific Engineers Group		SBE, EBE	8.13%	\$ 37,020
Saiful Bouquet Consulting Structural Engineers		OBE	10.54%	\$ 48,000
VCA Engineers, Inc.	M/APA	MBE SBE	7.64%	\$ 34,780
Subtotal Subconsultant Participation			50.87%	\$238,300
Prime Participation			49.13%	\$217,177
Base Task				\$455,477
Reimbursables				\$ 0
Contingency				\$203,543
Total Task Budget Authority				\$659,020

Table 46A: TOS No. 29 Total Subconsultant Participation

Pledged	MBE	WBE	SBE	EBE	DVBE	OBE
(%) of Base Task	12.58%	5.16%	20.92%	8.13%	0.00%	26.46%
(\$ Amount)	\$57,280	\$23,500	\$95,300	\$37,020	\$0	\$120,500

Note: Subconsultants may be certified in multiple certification categories; therefore, per the requirements of Executive Directive No. 14, the dollar amounts were credited toward multiple pledged participation categories.

September 11, 2019
Page 41

ATSAC Design (TOS No. 36)

As of July 30, 2019, the TOS No. 36, IBI Group achieved actual participation levels of 5.72 percent MBE, 6.36 percent WBE, 5.19 percent SBE, 5.19 percent EBE, 0.00 percent DVBE, 4.45 percent OBE. Upon approval of contract Amendment No. 1, IBI Group has pledged participation levels of 12.73 percent MBE, 8.93 percent WBE, 14.61 percent SBE, 5.71 percent EBE, 0.0 percent DVBE, and 8.98 percent OBE.

As of July 30, 2019, the MBE/WBE/SBE/EBE/DVBE/OBE subconsultant information for IBI Group was the following:

Table 47: TOS No. 36				
Subconsultants	Gender/ Ethnicity	Business Inclusion Category	(%) of Total Invoiced	Amount Invoiced to Date
Construction Cost Consultants	F/SAA	WBE	6.36%	\$ 15,000
Maroko & Shwe, Inc.	M/APA	MBE	5.72%	\$ 13,510
Pacific Engineers Group		SBE, EBE	5.19%	\$ 12,243
RSE Associates, Inc.		OBE	4.45%	\$ 10,500
Subtotal Subconsultant Participation			21.72%	\$ 51,253
Prime Participation			78.28%	\$184,764
Total Invoiced to Date				\$236,017

Table 47A: TOS No. 36 Total Subconsultant Participation						
Achieved	MBE	WBE	SBE	EBE	DVBE	OBE
(%) of Base Task	5.72%	6.36%	5.19%	5.19%	0.00%	4.45%
(\$ Amount)	\$15,000	\$13,510	\$12,243	\$12,243	\$0	\$10,500

Note: Subconsultants may be certified in multiple certification categories; therefore, per the requirements of Executive Directive No. 14, the dollar amounts were credited toward multiple pledged participation categories.

Pledged participation including Amendment No. 1:

Table 48: TOS No. 36				
Pledged Subconsultants	Gender/ Ethnicity	Business Inclusion Category	(%) of Total NTPs	Amount of Total NTPs
Construction Cost Consultants	F/SAA	WBE, SBE	8.90%	\$ 48,970
Maroko & Shwe, Inc.	M/APA	MBE	12.73%	\$ 70,000
Pacific Engineers Group		SBE, EBE	5.71%	\$ 31,400
RSE Associates, Inc.		OBE	8.98%	\$ 49,400
Subtotal Subconsultant Participation			36.32%	\$199,770
Prime Participation			63.68%	\$350,230
Base Task				\$550,000
Reimbursables				\$ 0
Contingency				\$100,000
Total Task Budget Authority				\$650,000

Table 48A: TOS No. 36: Total Subconsultant Participation						
Pledged	MBE	WBE	SBE	EBE	DVBE	OBE
(%) of Base Task	12.73%	8.90%	14.61%	5.71%	0.00%	8.98%
(\$ Amount)	\$70,000	\$48,970	\$80,730	\$31,400	\$0	\$49,400

Note: Subconsultants may be certified in multiple certification categories; therefore, per the requirements of Executive Directive No. 14, the dollar amounts were credited toward multiple pledged participation categories.

Parker Center Demolition (TOS No. 46)

As of July 30, 2019, TOS No. 46, IBI Group achieved actual participation levels of 0.00 percent MBE, 92.10 percent WBE, 0.00 percent SBE, 0.00 percent EBE, 0.00 percent DVBE, 0.00 percent OBE. Upon approval of contract Amendment No. 1, IBI Group has pledged participation levels of 12.26 percent MBE, 14.73 percent WBE, 5.46 percent SBE, 0.00 percent EBE, 0.00 percent DVBE, and 38.85 percent OBE.

As of July 30, 2019, the MBE/WBE/SBE/EBE/DVBE/OBE subconsultant information for IBI Group was the following:

Table 49: TOS No. 46				
Subconsultants	Gender/ Ethnicity	Business Inclusion Category	(%) of Total Invoiced	Amount Invoiced to Date
ATC Associates, Inc.		OBE	0.00%	\$ 0
Barefoot Productions	M/HA	MBE	0.00%	\$ 0
Cumming Corporation		OBE	0.00%	\$ 0
Drisko Studio Architects, Inc.	F/C	WBE	0.00%	\$ 0
Healthy Buildings International, Inc.		OBE	0.00%	\$ 0
ICF Jones & Stokes, Inc.		OBE	0.00%	\$ 0
IMEG Corp		OBE	0.00%	\$ 0
Katherine Padilla and Associates	F/HA	WBE	92.10%	\$52,183
KOA		SBE	0.00%	\$ 0
KPFF Consulting Engineers		OBE	0.00%	\$ 0
Nabih Youssef & Associates		OBE	0.00%	\$ 0
Ninyo & Moore	M/HA	MBE	0.00%	\$ 0
VCA Engineers, Inc.	M/APA	MBE, SBE	0.00%	\$ 0
Subtotal Subconsultant Participation			92.10%	\$52,183
Prime Participation			7.90%	\$ 4,474
Total Invoiced to Date				\$56,657

Table 49A: TOS No. 46 Total Subconsultant Participation						
Achieved	MBE	WBE	SBE	EBE	DVBE	OBE
(%) of Base Task	0.00%	92.10%	0.00%	0.00%	0.00%	0.00%
(\$ Amount)	\$0	\$52,183	\$0	\$0	\$0	\$0

Note: Subconsultants may be certified in multiple certification categories; therefore, per the requirements of Executive Directive No. 14, the dollar amounts were credited toward multiple pledged participation categories.

Department of Public Works
Bureau of Engineering
Bureau of Contract Administration
Joint Report No. 2

September 11, 2019
Page 43

Pledged participation including Amendment No. 1:

Table 50: TOS No. 46				
Pledged Subconsultants	Gender/ Ethnicity	Business Inclusion Category	(%) of Total NTPs	Amount of Total NTPs
ATC Associates, Inc.		OBE	6.38%	\$ 41,471
Barefoot Productions	M/HA	MBE	3.38%	\$ 22,000
Cumming Corporation		OBE	2.28%	\$ 14,800
Drisko Studio Architects, Inc.	F/C	WBE	1.44%	\$ 9,360
Healthy Buildings International, Inc.		OBE	0.69%	\$ 4,460
ICF Jones & Stokes, Inc.		OBE	12.11%	\$ 78,723
IMEG Corp		OBE	10.01%	\$ 65,087
Katherine Padilla and Associates	F/HA	WBE	13.29%	\$ 86,365
KOA		SBE	1.97%	\$ 12,800
KPFF Consulting Engineers		OBE	0.00%	\$ 0
Nabih Youssef & Associates		OBE	7.39%	\$ 48,000
Ninyo & Moore	M/HA	MBE	5.38%	\$ 35,000
VCA Engineers, Inc.	M/APA	MBE, SBE	3.49%	\$ 22,680
Subtotal Subconsultant Participation			67.81%	\$440,746
Prime Participation			32.19%	\$209,219
Base Task				\$649,965
Reimbursables				\$ 0
Contingency				\$201,196
Total Task Budget Authority				\$851,161

Table 50A: TOS No. 46 Total Subconsultant Participation						
Pledged	MBE	WBE	SBE	EBE	DVBE	OBE
(%) of Base Task	12.26%	14.73%	5.46%	0.00%	0.00%	38.85%
(\$ Amount)	\$79,680	\$95,725	\$35,480	\$0	\$0	\$252,541

Note: Subconsultants may be certified in multiple certification categories; therefore, per the requirements of Executive Directive No. 14, the dollar amounts were credited toward multiple pledged participation categories.

City Hall East Electrical Server Room Upgrade (TOS No. 47)

As of July 30, 2019, the City Hall East Electrical Server Room Upgrade (TOS No. 47), IBI Group achieved actual participation levels of 0 percent MBE, 0 percent WBE, 0 percent SBE, 0 percent EBE, 0 percent DVBE, and 0 percent OBE. Upon approval of contract Amendment No. 1, IBI Group has pledged participation levels of 0.00 percent MBE, 0.00 percent WBE, 0.00 percent SBE, 0.00 percent EBE, 0.00 percent DVBE, and 22.57 percent OBE. The BOE is currently drafting a Board Report to increase the task authorization for this task order and will update the subconsultant pledge participation levels.

As of July 30, 2019, the MBE/WBE/SBE/EBE/DVBE/OBE subconsultant information for IBI Group was the following:

Table 51: TOS No. 47				
Subconsultants	Gender/ Ethnicity	Business Inclusion Category	(%) of Total Invoiced	Amount Invoiced to Date
Construction Cost Consultants	F/SAA	WBE, SBE	0.00%	\$ 0
Glumac		OBE	0.00%	\$ 0
RSE Associates, Inc.		OBE	0.00%	\$ 0
Subtotal Subconsultant Participation			0.00%	\$ 0
Prime Participation			0.00%	\$ 0
Total Invoiced to Date				\$ 0

Table 51A: TOS No. 47 Total Subconsultant Participation						
Achieved	MBE	WBE	SBE	EBE	DVBE	OBE
(%) of Base Task	0.00%	0.00%	0.00%	0.00%	0.00%	0.00%
(\$ Amount)	\$0	\$0	\$0	\$0	\$0	\$0

Note: Subconsultants may be certified in multiple certification categories; therefore, per the requirements of Executive Directive No. 14, the dollar amounts were credited toward multiple pledged participation categories.

Pledged participation including Amendment No. 1:

Table 52: TOS No. 47				
Pledged Subconsultants	Gender/ Ethnicity	Business Inclusion Category	(%) of Total NTPs	Amount of Total NTPs
Construction Cost Consultants	F/SAA	WBE, SBE	0.00%	\$ 0
Glumac		OBE	14.54%	\$ 9,815
RSE Associates, Inc.		OBE	8.03%	\$ 5,420
Subtotal Subconsultant Participation			22.57%	\$15,235
Prime Participation			77.43%	\$52,256
Base Task				\$67,491
Reimbursables				\$ 0
Contingency				\$ 0
Total Task Budget Authority				\$67,491

Table 52A: TOS No. 47 Total Subconsultant Participation						
Pledged	MBE	WBE	SBE	EBE	DVBE	OBE
(%) of Base Task	0.00%	0.00%	0.00%	0.00%	0.00%	22.57%
(\$ Amount)	\$0	\$0	\$0	\$0	\$0	\$15,235

Note: Subconsultants may be certified in multiple certification categories; therefore, per the requirements of Executive Directive No. 14, the dollar amounts were credited toward multiple pledged participation categories.

John Friedman/Alice Kimm Architects, Inc. (CO124801)

John Friedman/Alice Kimm Architects, Inc. has been issued five task orders under the current contract. They include the completed TOS No. 23 (Pio Pico Park Library Feasibility Study). There are four active task orders including TOS No. 28 (Van Ness Recreation Center Pool and Bathhouse Replacement), TOS No. 34 (Pio Pico Library Pocket Park and Underground Parking Structure), TOS No. 38 (CD8 Navigation

September 11, 2019
Page 45

Center), and TOS No. 42 [Donald C. Tillman Wastewater Reclamation Plant (DCTWRP) Maintenance Facility Expansion].

Since the contract execution, John Friedman/Alice Kimm Architects, Inc. has added 15 subconsultants. John Friedman/Alice Kimm Architects, Inc. added nine subconsultants for TOS No. 28 (Van Ness Recreation Center Pool and Bathhouse Replacement) including AAA Asbestos Inspections; Arcadis U.S., Inc.; Byun Partners; Glumac; Jensen Hughes; Jones & Madhavan; MEDG Engineers; Nabih Youssef & Associates; and Office of the Design Landscape. John Friedman/Alice Kimm Architects, Inc. added two subconsultants for TOS No. 34 (Pio Pico Library Pocket Park and Underground Parking Structure) including MGAC and Simpson, Gumpertz & Heger, in addition to Byun Partners, MEDG Engineers, Nabih Youssef & Associates, and the Office of the Designed Landscape. John Friedman/Alice Kimm Architects, Inc. added one subconsultant for TOS No. 38 (CD8 Navigation Center), Verdical Group, LLC, in addition to Byun Partners, MEDG Engineers, MGAC, Nabih Youssef & Associates, and Office of the Designed Landscape. John Friedman/Alice Kimm Architects, Inc. added two subconsultants for TOS No. 42 (DCTWRP Maintenance Facility Expansion) including Khalifeh & Associates, Inc. and Leland Saylor Associates, in addition to Byun Partners, Jensen Hughes, and Office of the Designed Landscape.

Pio Pico Library Park Feasibility Study (TOS No. 23)

For the completed TOS No. 23, John Friedman/Alice Kimm Architects, Inc. achieved actual participation levels of 0.00 percent MBE, 4.37 percent WBE, 4.37 percent SBE, 0.00 percent EBE, 0.00 percent DVBE, and 4.85 percent OBE. John Friedman/Alice Kimm Architects, Inc. was awarded TOS No. 34 to complete the design of the Pio Pico Library Pocket Park and Underground Parking Structure.

With the June 30, 2017, closing of TOS No. 23, the MBE/WBE/SBE/EBE/DVBE/OBE subconsultant information for John Friedman/Alice Kimm Architects, Inc. was the following:

Table 53: TOS No. 34				
Subconsultants	Gender/ Ethnicity	Business Inclusion Category	(%) of Total Invoiced	Amount Invoiced to Date
Arcadis U.S, Inc.		OBE	4.85%	\$ 2,500
BAE Urban Economics, Inc.	F/C	WBE, SBE	4.37%	\$ 2,250
Office of the Designed Landscape	F/C	WBE, SBE, EBE	0.00%	\$ 0
Subtotal Subconsultant Participation			9.22%	\$ 4,750
Prime Participation			90.78%	\$46,776
Total Invoiced to Date				\$51,528

Table 53A: TOS No. 34 Total Subconsultant Participation						
Achieved	MBE	WBE	SBE	EBE	DVBE	OBE
(%) of Base Task	0.00%	4.37%	4.37%	0.00%	0.00%	4.85%

(\$) Amount	\$0	\$2,250	\$2,250	\$0	\$0	\$2,500
--------------------	-----	---------	---------	-----	-----	---------

Note: Subconsultants may be certified in multiple certification categories; therefore, per the requirements of Executive Directive No. 14, the dollar amounts were credited toward multiple pledged participation categories.

Van Ness Recreation Center and Pool and Bathhouse Replacement Project (TOS No. 28)

As of July 30, 2019, for TOS No. 28, John Friedman/Alice Kimm Architects, Inc. achieved actual participation levels of 17.98 percent MBE, 6.45 percent WBE, 31.71 percent SBE, 6.45 percent EBE, 0.00 percent DVBE, and 38.77 percent OBE. Upon approval of contract Amendment No. 1, John Friedman/Alice Kimm Architects, Inc. has pledged participation levels of 17.23 percent MBE, 6.99 percent WBE, 31.64 percent SBE, 6.99 percent EBE, 0.00 percent DVBE, and 38.70 percent OBE.

As of July 30, 2019, the MBE/WBE/SBE/EBE/DVBE/OBE subconsultant information for John Friedman/Alice Kimm Architects, Inc. was the following:

Table 54: TOS No. 28				
Subconsultants	Gender/ Ethnicity	Business Inclusion Category	(%) of Total Invoiced	Amount Invoiced to Date
AAA Asbestos Inspections		OBE	0.32%	\$ 1,875
Arcadis U.S., Inc.		OBE	2.09%	\$ 12,340
Byun Partners		OBE	0.95%	\$ 5,600
GKK Works	M/SAA	MBE	1.61%	\$ 9,500
Glumac		OBE	3.27%	\$ 19,250
Jensen Hughes		OBE	2.69%	\$ 15,850
Jones & Madhavan		OBE	15.61%	\$ 92,000
MEDG Engineers		SBE	8.89%	\$ 52,425
Nabih Youssef & Associates		OBE	13.84%	\$ 81,600
Office of the Designed Landscape	F/C	WBE, SBE, EBE	6.45%	\$ 38,000
VCA Engineers, Inc.	M/APA	MBE, SBE	16.37%	\$ 96,467
Subtotal Subconsultant Participation			72.09%	\$424,907
Prime Participation			27.91%	\$164,528
Total Invoiced to Date				\$589,435

Table 54A: TOS No. 28 Total Subconsultant Participation						
Achieved	MBE	WBE	SBE	EBE	DVBE	OBE
(%) of Base Task	17.98%	6.45%	31.71%	6.45%	0.00%	38.77%
(\$) Amount	\$105,967	\$38,000	\$186,892	\$38,000	\$0	\$228,515

Note: Subconsultants may be certified in multiple certification categories; therefore, per the requirements of Executive Directive No. 14, the dollar amounts were credited toward multiple pledged participation categories.

Pledged participation including Amendment No. 1:

Table 55: TOS No. 28				
Pledged Subconsultants	Gender/ Ethnicity	Business Inclusion Category	(%) of Total NTPs	Amount of Total NTPs
AAA Asbestos Inspections		OBE	0.27%	\$ 1,875
Arcadis U.S., Inc.		OBE	1.74%	\$ 12,200
Byun Partners		OBE	1.00%	\$ 7,000

Department of Public Works
Bureau of Engineering
Bureau of Contract Administration
Joint Report No. 2

September 11, 2019
Page 47

GKK Works	M/SAA	MBE	1.42%	\$ 10,000
Glumac		OBE	2.74%	\$ 19,250
Jensen Hughes		OBE	3.09%	\$ 21,700
Jones & Madhavan		OBE	15.79%	\$111,000
MEDG Engineers		SBE	9.85%	\$ 69,218
Nabih Youssef & Associates		OBE	15.08%	\$106,000
Office of the Designed Landscape	F/C	WBE, SBE, EBE	6.99%	\$ 49,100
VCA Engineers, Inc.	M/APA	MBE, SBE	14.81%	\$104,080
Subtotal Subconsultant Participation			72.76%	\$511,423
Prime Participation			27.24%	\$191,461
Base Task				\$702,884
Reimbursables				\$ 0
Contingency				\$ 92,116
Total Task Budget Authority				\$795,000

Table 55A: TOS No. 28 Total Subconsultant Participation						
Pledged	MBE	WBE	SBE	EBE	DVBE	OBE
(%) of Base Task	17.23%	6.99%	31.64%	6.99%	0.00%	38.70%
(\$ Amount)	\$121,080	\$49,100	\$222,398	\$49,100	\$0	\$272,025

Note: Subconsultants may be certified in multiple certification categories; therefore, per the requirements of Executive Directive No. 14, the dollar amounts were credited toward multiple pledged participation categories.

Pio Pico Library Pocket Park and Underground Parking Structure (TOS No. 34)

As of July 30, 2019, for TOS No. 34, John Friedman/Alice Kimm Architects, Inc. achieved actual participation levels of 14.63 percent MBE, 13.17 percent WBE, 28.46 percent SBE, 13.17 percent EBE, 0.00 percent DVBE, and 15.85 percent OBE. Upon approval of contract Amendment No. 1, John Friedman/Alice Kimm Architects, Inc. has pledged participation levels of 10.79 percent MBE, 13.05 percent WBE, 22.35 percent SBE, 13.05 percent EBE, 0.00 percent DVBE, and 22.40 percent OBE.

As of July 30, 2019, the MBE/WBE/SBE/EBE/DVBE/OBE subconsultant information for John Friedman/Alice Kimm Architects, Inc. was the following:

Table 56: TOS No. 34				
Subconsultants	Gender/ Ethnicity	Business Inclusion Category	(%) of Total Invoiced	Amount Invoiced to Date
Byun Partners	M/APA	MBE	3.98%	\$ 12,000
MEDG Engineers		SBE	4.64%	\$ 13,990
MGAC		OBE	2.24%	\$ 6,750
Nabih Youssef & Associates		OBE	10.62%	\$ 32,000
Office of the Designed Landscape	F/C	WBE, SBE, EBE	13.17%	\$ 39,700
Simpson Gumpertz & Heger		OBE	2.99%	\$ 9,000
VCA Engineers, Inc.	M/APA	MBE, SBE	10.65%	\$ 32,080
Subtotal Subconsultant Participation			48.29%	\$145,520

Prime Participation	51.71%	\$155,830
Total Invoiced to Date		\$301,350

Table 56A: TOS No. 34 Total Subconsultant Participation						
Achieved	MBE	WBE	SBE	EBE	DVBE	OBE
(%) of Base Task	14.53%	13.17%	28.46%	13.17%	0.00%	15.85%
(\$ Amount)	\$44,080	\$39,700	\$85,770	\$39,700	\$0	\$47,750

Note: Subconsultants may be certified in multiple certification categories; therefore, per the requirements of Executive Directive No. 14, the dollar amounts were credited toward multiple pledged participation categories.

Pledged participation including Amendment No. 1:

Table 57: TOS No. 34				
Pledged Subconsultants	Gender/ Ethnicity	Business Inclusion Category	(%) of Total NTPs	Amount of Total NTPs
Byun Partners		MBE	1.49%	\$ 12,000
MEDG Engineers		OBE	6.21%	\$ 50,000
MGAC		OBE	2.14%	\$ 17,250
Nabih Youssef & Associates		OBE	10.31%	\$ 83,000
Office of the Designed Landscape	F/C	WBE, SBE, EBE	13.05%	\$105,000
Simpson Gumpertz & Heger		OBE	3.73%	\$ 30,000
VCA Engineers, Inc.	M/APA	MBE SBE	9.30%	\$ 74,860
Subtotal Subconsultant Participation			46.24%	\$372,110
Prime Participation			53.76%	\$432,570
Base Task				\$804,680
Reimbursables				\$ 0
Contingency				\$ 23,000
Total Task Budget Authority				\$827,680

Table 57A: TOS No. 34 Total Subconsultant Participation						
Pledged	MBE	WBE	SBE	EBE	DVBE	OBE
(%) of Base Task	10.79%	13.05%	22.35%	13.05%	0.00%	22.40%
(\$ Amount)	\$86,860	\$105,000	\$179,860	\$105,000	\$0	\$180,250

Note: Subconsultants may be certified in multiple certification categories; therefore, per the requirements of Executive Directive No. 14, the dollar amounts were credited toward multiple pledged participation categories.

Council District No. 8 Navigation Center (TOS No. 38)

As of July 30, 2019, for TOS No. 38, John Friedman/Alice Kimm Architects, Inc. achieved actual participation levels of 19.42 percent MBE, 4.37 percent WBE, 30.88 percent SBE, 4.37 percent EBE, 0.00 percent DVBE, and 44.28 percent OBE. Upon approval of contract Amendment No. 1, John Friedman/Alice Kimm Architects, Inc. has pledged participation levels of 15.17 percent MBE, 3.84 percent WBE, 28.34 percent SBE, 3.84 percent EBE, 0.00 percent DVBE, and 32.32 percent OBE.

As of July 30, 2019, the MBE/WBE/SBE/EBE/DVBE/OBE subconsultant information for John Friedman/Alice Kimm Architects, Inc. was the following:

Department of Public Works
Bureau of Engineering
Bureau of Contract Administration
Joint Report No. 2

September 11, 2019
Page 49

Table 58: TOS No. 38				
Subconsultants	Gender/ Ethnicity	Business Inclusion Category	(%) of Total Invoiced	Amount Invoiced to Date
Byun Partners		OBE	3.33%	\$ 8,000
MEDG Engineers		OBE	17.35%	\$ 41,654
MGAC		OBE	7.96%	\$ 19,100
Nabih Youssef & Associates		OBE	15.64%	\$ 37,550
Office of the Designed Landscape	F/C	WBE, SBE, EBE	4.37%	\$ 10,500
VCA Engineers, Inc.	M/APA	MBE SBE	19.42%	\$ 46,634
Verdical Group, LLC		SBE	7.08%	\$ 17,000
Subtotal Subconsultant Participation			75.15%	\$180,438
Prime Participation			24.85%	\$ 59,653
Total Invoiced to Date				\$240,091

Table 58A: TOS No. 38 Total Subconsultant Participation						
Achieved	MBE	WBE	SBE	EBE	DVBE	OBE
(%) of Base Task	19.42%	4.37%	30.88%	4.37%	0.00%	44.28%
(\$ Amount)	\$46,634	\$10,500	\$74,134	\$10,500	\$0	\$106,304

Note: Subconsultants may be certified in multiple certification categories; therefore, per the requirements of Executive Directive No. 14, the dollar amounts were credited toward multiple pledged participation categories.

Pledged participation including Amendment No. 1:

Table 59: TOS No. 38				
Pledged Subconsultants	Gender/ Ethnicity	Business Inclusion Category	(%) of Total NTPs	Amount of Total NTPs
Byun Partners		OBE	2.13%	\$ 8,000
MEDG Engineers		OBE	12.77%	\$ 47,900
MGAC		OBE	4.45%	\$ 16,700
Nabih Youssef & Associates		OBE	12.96%	\$ 48,610
Office of the Designed Landscape	F/C	WBE, SBE, EBE	3.84%	\$ 14,400
VCA Engineers, Inc.	M/APA	MBE SBE	15.17%	\$ 56,880
Verdical Group, LLC		SBE	9.33%	\$ 35,000
Subtotal Subconsultant Participation			60.66%	\$227,490
Prime Participation			39.34%	\$147,510
Base Task				\$375,000
Reimbursables				\$ 0
Contingency				\$ 9,000
Total Task Budget Authority				\$384,000

Table 59A: TOS No. 38 Total Subconsultant Participation						
Pledged	MBE	WBE	SBE	EBE	DVBE	OBE
(%) of Base Task	15.17%	3.84%	28.34%	3.84%	0.00%	32.32%
(\$ Amount)	\$56,880	\$14,400	\$106,280	\$14,400	\$0	\$121,210

Note: Subconsultants may be certified in multiple certification categories; therefore, per the requirements of Executive Directive No. 14, the dollar amounts were credited toward multiple pledged participation categories.

DCTWRP Maintenance Facility Expansion (TOS No. 42)

As of July 1, 2019, for TOS No. 28, John Friedman/Alice Kimm Architects, Inc. achieved actual participation levels of 12.18 percent MBE, 4.22 percent WBE, 42.50 percent SBE, 4.22 percent EBE, 7.90 percent DVBE, and 0.59 percent OBE. Under approval of contract Amendment No. 1, John Friedman/Alice Kimm Architects, Inc. has pledged participation levels of 13.22 percent MBE, 3.60 percent WBE, 42.34 percent SBE, 3.60 percent EBE, 3.72 percent DVBE, and 2.15 percent OBE.

As of July 1, 2019, the MBE/WBE/SBE/EBE/DVBE/OBE subconsultant information for John Friedman/Alice Kimm Architects, Inc. was the following:

Table 60: TOS No. 42				
Subconsultants	Gender/ Ethnicity	Business Inclusion Category	(%) of Total Invoiced	Amount Invoiced to Date
Byun Partners		OBE	0.59%	\$ 2,500
Jensen Hughes		OBE	0.00%	\$ 0
Khalifeh & Associates, Inc.		SBE	22.45%	\$ 95,200
Leland Saylor Associates		DVBE	7.90%	\$ 33,500
Office of the Designed Landscape	F/C	WBE, SBE, EBE	4.22%	\$ 17,900
Saiful Bouquet Consulting Structural Engineers	M/SAA	MBE, SBE	8.81%	\$ 37,380
VCA Engineers, Inc.	M/APA	MBE, SBE	3.36%	\$ 14,262
Waveguide		SBE	3.66%	\$ 15,500
Subtotal Subconsultant Participation			50.99%	\$216,242
Prime Participation			49.01%	\$207,825
Total Invoiced to Date				\$424,067

Table 60A: TOS No. 42 Total Subconsultant Participation						
Achieved	MBE	WBE	SBE	EBE	DVBE	OBE
(%) of Base Task	12.18%	4.22%	42.50%	4.22%	7.90%	0.59%
(\$ Amount)	\$51,642	\$17,900	\$180,242	\$17,900	\$33,500	\$2,500

Note: Subconsultants may be certified in multiple certification categories; therefore, per the requirements of Executive Directive No. 14, the dollar amounts were credited toward multiple pledged participation categories.

Pledged participation including Amendment No. 1:

Table 61: TOS No. 42				
Pledged Subconsultants	Gender/ Ethnicity	Business Inclusion Category	(%) of Total NTPs	Amount of Total NTPs
Byun Partners		OBE	0.92%	\$ 22,000
Jensen Hughes		OBE	1.23%	\$ 29,400
Khalifeh & Associates, Inc.		SBE	22.04%	\$ 528,000
Leland Saylor Associates		DVBE	3.72%	\$ 89,000
Office of the Designed Landscape	F/C	WBE, SBE, EBE	3.60%	\$ 86,350

September 11, 2019
Page 51

Saiful Bouquet Consulting Structural Engineers	M/SAA	MBE, SBE	9.94%	\$ 238,000
VCA Engineers, Inc.	M/APA	MBE, SBE	3.29%	\$ 78,760
Waveguide		SBE	3.46%	\$ 83,000
Subtotal Subconsultant Participation			48.20%	\$1,154,510
Prime Participation			51.80%	\$1,240,874
Base Task				\$2,395,384
Reimbursables				\$ 0
Contingency				\$ 482,616
Total Task Budget Authority				\$2,878,000

Table 61A: TOS No. 42 Total Subconsultant Participation						
Pledged	MBE	WBE	SBE	EBE	DVBE	OBE
(%) of Base Task	13.22%	3.60%	42.34%	3.60%	3.72%	2.15%
(\$ Amount)	\$316,760	\$86,350	\$1,014,110	\$86,350	\$89,000	\$51,400

Note: Subconsultants may be certified in multiple certification categories; therefore, per the requirements of Executive Directive No. 14, the dollar amounts were credited toward multiple pledged participation categories.

Lehrer Architects LA, Inc. (CO124698)

Lehrer Architects LA, Inc. has been issued five task orders under the current contract. They include the completed TOS No. 8 (L.A.-Glendale Water Reclamation Plant Administrative Building Programming), TOS No. 24 (Algin Sutton Pool Replacement), TOS No. 31 (L.A.-Glendale Water Reclamation Plant Administration Building Design and Construction Services), the recently issued TOS No. 50 (Hollywood Gymnasium), and the recently issued TOS No. 51 (Echo Park Supportive Housing Feasibility Study).

Since contract execution, Lehrer Architects LA, Inc. has added eight subconsultants to their Schedule A. Lehrer Architects LA, Inc. added Chew Specifications; Focus Environmental Consulting, LLC; Hazard Frankel Architects; Jones & Madhavan; Kaplan Gehring McCarroll Architectural Lighting, Inc.; KPJ Consulting; S & K Engineers; and SWCA Environmental Consultants.

L.A.-Glendale Water Reclamation Plant Office Building Programming (TOS No. 8)

For TOS No. 8, completed on November 8, 2016, Lehrer Architects LA, Inc. achieved actual participation levels of 3.81 percent MBE, 12.06 percent WBE, 13.33 percent SBE, 5.71 percent EBE, 0.00 percent DVBE, and 16.51 percent OBE. Lehrer Architects LA, Inc. was awarded TOS No. 31 to complete the design of the Sanitation L.A.-Glendale Water Reclamation Plant Administration Building.

With the November 8, 2016 completion of TOS No. 8, Lehrer Architects LA, Inc. achieved the following MBE/WBE/SBE/EBE/DVBE/OBE subconsultant participation:

Table 62: TOS No. 8				
Subconsultants	Gender/ Ethnicity	Business Inclusion Category	(%) of Total Invoiced	Amount Invoiced to Date
John Labib + Associates		SBE	3.81%	\$ 3,000.00
KPJ Consulting	F/APA	WBE, SBE, EBE	5.71%	\$ 4,500.00
Stantec Consulting Services, Inc.		OBE	16.51%	\$13,000.00
Studio-MLA (formerly Mia Lehrer & Associates)	F/HA	WBE	6.35%	\$ 5,000.00
VCA Engineers, Inc.	M/APA	MBE, SBE	3.81%	\$ 3,000.00
Subtotal Subconsultant Participation			36.19%	\$28,500.00
Prime Participation			63.81%	\$50,252.83
Total Invoiced to Date				\$78,742.83

Table 62A: TOS No. 8 Total Subconsultant Participation						
Achieved	MBE	WBE	SBE	EBE	DVBE	OBE
(%) of Base Task	3.81%	12.06%	13.33%	5.71%	0.00%	16.51%
(\$ Amount)	\$3,000	\$9,500	\$10,500	\$4,500	\$0	\$13,000

Note: Subconsultants may be certified in multiple certification categories; therefore, per the requirements of Executive Directive No. 14, the dollar amounts were credited toward multiple pledged participation categories.

Algin Sutton Pool Replacement (TOS No. 24)

As of July 30, 2019, for TOS No. 24, Lehrer Architects LA, Inc. achieved actual participation levels of 6.57 percent MBE, 9.31 percent WBE, 7.11 percent SBE, 7.11 percent EBE, 0.00 percent DVBE, and 4.01 percent OBE. Upon approval of contract Amendment No. 1, Lehrer Architects LA, Inc. has pledged participation levels of 17.49 percent MBE, 3.49 percent WBE, 28.54 percent SBE, 12.47 percent EBE, 0.00 percent DVBE, and 6.61 percent OBE.

As of July 30, 2019, the MBE/WBE/SBE/EBE/DVBE/OBE subconsultant information for Lehrer Architects LA, Inc. was the following:

Table 63: TOS No. 24				
Subconsultants	Gender/ Ethnicity	Business Inclusion Category	(%) of Total Invoiced	Amount Invoiced to Date
Chew Specifications		OBE	1.60%	\$ 7,932.00
Donald F. Dickerson Associates	F/C	WBE	8.23%	\$ 40,810.00
Focus Environmental Consulting, LLC		OBE	0.52%	\$ 2,572.00
Geocon Inc./Irvine Geotechnical		OBE	1.25%	\$ 6,200.00
Hazard Frankel Architects		OBE	0.65%	\$ 3,200.00
Jones & Madhavan		SBE, EBE	6.61%	\$ 32,780.00
KPJ Consulting	F/APA	WBE, SBE, EBE	0.50%	\$ 2,484.00
Studio-MLA (formerly Mia Lehrer & Associates)	F/HA	WBE	1.08%	\$ 5,334.00
SWCA Environmental Consultants		OBE	0.00%	\$ 0.00
VCA Engineers, Inc.	M/APA	MBE	6.07%	\$ 30,106.00
Subtotal Subconsultant Participation			26.51%	\$131,418.00
Prime Participation			73.49%	\$364,357.57
Total Invoiced to Date				\$495,775.57

Department of Public Works
Bureau of Engineering
Bureau of Contract Administration
Joint Report No. 2

September 11, 2019
Page 53

Table 63A: TOS No. 24 Total Subconsultant Participation						
Achieved	MBE	WBE	SBE	EBE	DVBE	OBE
(%) of Base Task	6.57%	9.31%	7.11%	7.11%	0.00%	4.01%
(\$ Amount)	\$32,590	\$46,144	\$35,264	\$35,264	\$0	\$19,904

Note: Subconsultants may be certified in multiple certification categories; therefore, per the requirements of Executive Directive No. 14, the dollar amounts were credited toward multiple pledged participation categories.

Pledged participation including Amendment No. 1:

Table 64: TOS No. 24				
Pledged Subconsultants	Gender/ Ethnicity	Business Inclusion Category	(%) of Total NTPs	Amount of Total NTPs
Chew Specifications		OBE	1.97%	\$ 14,400.00
Donald F. Dickerson Associates	F/C	WBE	13.49%	\$ 98,828.00
Focus Environmental Consulting, LLC		OBE	0.77%	\$ 5,675.00
Geocon Inc./Irvine Geotechnical		OBE	0.85%	\$ 6,200.00
Hazard Frankel Architects		OBE	0.44%	\$ 3,200.00
Jones & Madhavan		SBE EBE	11.06%	\$ 81,000.00
KPJ Consulting	F/APA	MBE, SBE, EBE	1.41%	\$ 10,350.00
Studio-MLA (formerly Mia Lehrer & Associates)	F/HA	MBE, SBE	2.74%	\$ 20,100.00
SWCA Environmental Consultants		OBE	2.59%	\$ 18,952.00
VCA Engineers, Inc.	M/APA	MBE, SBE	13.33%	\$ 97,670.00
Subtotal Subconsultant Participation			48.64%	\$356,375.00
Prime Participation			51.36%	\$376,228.90
Base Task				\$732,603.90
Reimbursables				\$ 0.00
Contingency				\$177,396.10
Total Task Budget Authority				\$910,000.00

Table 64A: TOS No. 24 Total Subconsultant Participation						
Pledged	MBE	WBE	SBE	EBE	DVBE	OBE
(%) of Base Task	17.49%	13.44%	28.54%	12.47%	0.00%	6.61%
(\$ Amount)	\$128,120	\$98,828	\$209,210	\$91,350	\$0	\$48,427

Note: Subconsultants may be certified in multiple certification categories; therefore, per the requirements of Executive Directive No. 14, the dollar amounts were credited toward multiple pledged participation categories.

L.A.-Glendale Water Reclamation Plant Administration Building Design and Construction Services (TOS No. 31)

As of July 30, 2019, for TOS No. 31, Lehrer Architects LA, Inc. achieved actual participation levels of 14.46percent MBE, 6.92 percent WBE, 16.72 percent SBE, 1.71 percent EBE, 0.00 percent DVBE, and 0.00 percent OBE. Upon approval of contract Amendment No. 1, Lehrer Architects LA, Inc. has pledged participation levels of 2.95

percent MBE, 6.76 percent WBE, 33.45 percent SBE, 15.31 percent EBE, 0.00 percent DVBE, and 0.00 percent OBE.

As of July 30, 2019, the MBE/WBE/SBE/EBE/DVBE/OBE subconsultant information for Lehrer Architects LA, Inc. was the following:

Table 65: TOS No. 31				
Subconsultants	Gender/ Ethnicity	Business Inclusion Category	(%) of Total Invoiced	Amount Invoiced to Date
John Labib + Associates		SBE	8.40%	\$ 110,432.00
Kaplan Gehring McCarroll Architectural Lighting, Inc.		SBE	1.40%	\$ 18,392.00
KPJ Consulting	F/APA	WBE, SBE, EBE	1.71%	\$ 22,500.00
S & K Engineers	M/SAA	MBE	11.47%	\$ 150,830.00
Studio-MLA (formerly Mia Lehrer & Associates)	F/HA	WBE, SBE	5.21%	\$ 68,544.00
VCA Engineers, Inc.	M/APA	MBE	2.99%	\$ 39,298.56
Subtotal Subconsultant Participation			31.18%	\$ 409,996.56
Prime Participation			68.82%	\$ 904,923.01
Total Invoiced to Date				\$1,314,919.57

Table 65A: TOS No. 31 Total Subconsultant Participation						
Achieved	MBE	WBE	SBE	EBE	DVBE	OBE
(%) of Base Task	14.46%	6.92%	16.72%	1.71%	0.00%	0.00%
(\$ Amount)	\$190,128.56	\$91,044.00	\$219,868.00	\$22,500.00	\$0.00	\$0.00

Note: Subconsultants may be certified in multiple certification categories; therefore, per the requirements of Executive Directive No. 14, the dollar amounts were credited toward multiple pledged participation categories.

Pledged participation including Amendment No. 1:

Table 66: TOS No. 31				
Pledged Subconsultants	Gender/ Ethnicity	Business Inclusion Category	(%) of Total NTPs	Amount of Total NTPs
John Labib + Associates		SBE	8.30%	\$ 116,000
Kaplan Gehring McCarroll Architectural Lighting, Inc.		SBE	1.73%	\$ 24,200
KPJ Consulting	F/APA	WBE, SBE, EBE	1.61%	\$ 22,500
S & K Engineers	M/SAA	MBE	13.70%	\$ 191,475
Studio-MLA (formerly Mia Lehrer & Associates)	F/HA	WBE	5.15%	\$ 72,000
VCA Engineers, Inc.	M/APA	MBE	2.95%	\$ 41,280
Subtotal Subconsultant Participation			33.45%	\$ 467,455
Prime Participation			66.55%	\$ 930,045
Base Task				\$1,397,500
Reimbursables				\$ 0
Contingency				\$ 114,500
Total Task Budget Authority				\$1,512,000

September 11, 2019
Page 55

Table 66A: TOS No. 31 Total Subconsultant Participation						
Pledged	MBE	WBE	SBE	EBE	DVBE	OBE
(%) of Base Task	16.66%	6.76%	11.64%	1.61%	0.00%	0.00%
(\$ Amount)	\$232,755	\$94,500	\$162,700	\$22,500	\$0	\$0

Note: Subconsultants may be certified in multiple certification categories; therefore, per the requirements of Executive Directive No. 14, the dollar amounts were credited toward multiple pledged participation categories.

Hollywood Gymnasium (TOS No. 50)

As of July 30, 2019, for TOS No. 50, Lehrer Architects LA, Inc. achieved actual participation levels of 0 percent MBE, 0 percent WBE, 0 percent SBE, 0 percent EBE, 0 percent DVBE, and 0 percent OBE. The BOE issued a NTP of \$149,693 to initiate the task order. The BOE intends to report to the Board to obtain approval for authorization of TOS No. 50 for full task order funding. Upon approval of contract Amendment No. 1 and approval by the Board, Lehrer Architects LA, Inc. has a projected pledged participation levels of 0 percent MBE, 0 percent WBE, 0 percent SBE, 0 percent EBE, 0 percent DVBE, and 0 percent OBE.

As of July 30, 2019, the MBE/WBE/SBE/EBE/DVBE/OBE subconsultant information for Lehrer Architects LA, Inc. was the following:

Table 67: TOS No. 50				
Subconsultants	Gender/ Ethnicity	Business Inclusion Category	(%) of Total Invoiced	Amount Invoiced to Date
KPJ Consulting	F/APA	MBE, SBE, EBE	0.00%	\$ 0
Barbara L. Hall and Associates	F/C	WBE	0.00%	\$ 0
Verdical Group		SBE, EBE	0.00%	\$ 0
S&K Engineers		SBE, EBE	0.00%	\$ 0
Nours Engineering		SBE	0.00%	\$ 0
Studio-MLA	F/HA	MBE, SBE	0.00%	\$ 0
Subtotal Subconsultant Participation			0.00%	\$ 0
Prime Participation			0.00%	\$ 0
Total Invoiced to Date				\$ 0

Table 67A: TOS No. 50 Total Subconsultant Participation						
Achieved	MBE	WBE	SBE	EBE	DVBE	OBE
(%) of Base Task	0.00%	0.00%	0.00%	0.00%	0.00%	0.00%
(\$ Amount)	\$0	\$0	\$0	\$0	\$0	\$0

Note: Subconsultants may be certified in multiple certification categories; therefore, per the requirements of Executive Directive No. 14, the dollar amounts were credited toward multiple pledged participation categories.

Projected pledged participation including Amendment No. 1:

Table 68: TOS No. 50				
Pledged Subconsultants	Gender/ Ethnicity	Business Inclusion Category	(%) of Total NTPs	Amount of Total NTPs
KPJ Consulting	F/APA	MBE, SBE, EBE	0.17%	\$ 2,000
Barbara L. Hall and Associates	F/C	WBE	4.49%	\$ 53,586
Verdical Group		SBE, EBE	6.16%	\$ 73,600
S&K Engineers		SBE, EBE	13.39%	\$ 160,000
Nours Engineering		SBE	7.12%	\$ 85,000
Studio-MLA	F/HA	MBE, SBE	14.74%	\$ 176,020
Subtotal Subconsultant Participation			46.06%	\$ 550,206
Prime Participation			53.94%	\$ 644,350
Base Task				\$1,194,556
Reimbursables				\$ 0
Contingency				\$ 0
Projected Total Task Budget Authority				\$1,194,556

Table 68A: TOS No. 50 Projected Subconsultant Participation						
Pledged	MBE	WBE	SBE	EBE	DVBE	OBE
(%) of Base Task	14.90%	4.49%	34.46%	19.72%	0.00%	7.12%
(\$ Amount)	\$178,020	\$53,586	\$411,620	\$235,600	\$0	\$85,000

Note: Subconsultants may be certified in multiple certification categories; therefore, per the requirements of Executive Directive No. 14, the dollar amounts were credited toward multiple pledged participation categories.

Echo Park Supportive Housing Feasibility Study (TOS No. 51)

As of July 30, 2019, for TOS No. 51, Lehrer Architects LA, Inc. achieved actual participation levels of 0.00 percent MBE, 9.30 percent WBE, 9.30 percent SBE, 9.30 percent EBE, 0.00 percent DVBE, and 0.00 percent OBE. Upon approval of contract Amendment No. 1, Lehrer Architects LA, Inc. has pledged participation levels of 0.00 percent MBE, 10.20 percent WBE, 10.20 percent SBE, 10.20 percent EBE, 0.00 percent DVBE, and 0.00 percent OBE.

As of July 30, 2019, the MBE/WBE/SBE/EBE/DVBE/OBE subconsultant information for Lehrer Architects LA, Inc. was the following:

Table 69: TOS No. 51				
Subconsultants	Gender/ Ethnicity	Business Inclusion Category	(%) of Total Invoiced	Amount Invoiced to Date
KPJ Consulting	F/APA	WBE, SBE, EBE	9.30%	\$ 4,000
Subtotal Subconsultant Participation			9.30%	\$ 4,000
Prime Participation			90.70%	\$39,000
Total Invoiced to Date				\$43,000

Table 69A: TOS No. 31 Total Subconsultant Participation						
Achieved	MBE	WBE	SBE	EBE	DVBE	OBE
(%) of Base Task	0.00%	9.30%	9.30%	9.30%	0.00%	0.00%
(\$ Amount)	\$0	\$4,000	\$4,000	\$4,000	\$0	\$0

Department of Public Works
Bureau of Engineering
Bureau of Contract Administration
Joint Report No. 2

September 11, 2019
Page 57

Note: Subconsultants may be certified in multiple certification categories; therefore, per the requirements of Executive Directive No. 14, the dollar amounts were credited toward multiple pledged participation categories.

Pledged participation including Amendment No. 1:

Table 70: TOS No. 51				
Pledged Subconsultants	Gender/ Ethnicity	Business Inclusion Category	(%) of Total NTPs	Amount of Total NTPs
KPJ Consulting	F/APA	WBE, SBE, EBE	10.20%	\$ 5,000
Subtotal Subconsultant Participation			10.20%	\$ 5,000
Prime Participation			89.80%	\$44,000
Base Task				\$49,000
Reimbursables				\$ 0
Contingency				\$ 1,000
Total Task Budget Authority				\$50,000

Table 70A: TOS No. 51 Total Subconsultant Participation						
Pledged	MBE	WBE	SBE	EBE	DVBE	OBE
(%) of Base Task	0.00%	10.20%	10.20%	10.20%	0.00%	0.00%
(\$ Amount)	\$0	\$5,000	\$5,000	\$5,000	\$0	\$0

Note: Subconsultants may be certified in multiple certification categories; therefore, per the requirements of Executive Directive No. 14, the dollar amounts were credited toward multiple pledged participation categories.

M. Arthur Gensler Jr. & Associates, Inc. (CO124805)

M. Arthur Gensler Jr. & Associates, Inc. has been issued two task orders under the current contract TOS No. 1 (the Design Competition for the Los Angeles Convention Center Expansion Project). This task has been completed. The firm was recently awarded TOS No.52A/340L (Hollywood Walk of Fame Design Services) and TOS No. 55 (Madrid Theatre Renovations).

Since contract execution, M. Arthur Gensler Jr. & Associates, Inc. has added seven subconsultants to their Schedule A, including Conventional Wisdom; Lehrer Architects LA, Inc.; Summit Consulting and Engineering; and The Mobility Group. The reason for the addition of these four subconsultants was to prepare for the firm's entry for the Design Competition for the Los Angeles Convention Center Expansion Project. Three additional subconsultants, DCE Civil Engineering Group, Leland Saylor Associates, and Sam Schwartz Engineering, D.P.C., were added for the Hollywood Walk of Fame Design Services Task Order.

As of July 30, 2019, the MBE/WBE/SBE/EBE/DVBE/OBE subconsultant information for M. Arthur Gensler Jr. & Associates, Inc. was the following:

Design Competition for the Los Angeles Convention Center Expansion (TOS No. 1)

For TOS No. 01, M. Arthur Gensler Jr. & Associates, Inc. achieved actual participation levels of 18 percent MBE, 4 percent WBE, 45 percent SBE, 7 percent EBE, 3 percent DVBE, and 5 percent OBE. This task order was completed on March 22, 2016.

For this task order the MBE/WBE/SBE/EBE/DVBE/OBE subconsultant information for Arthur Gensler Jr. & Associates, Inc. was the following:

Table 71: TOS No. 1				
Subconsultants	Gender/ Ethnicity	Business Inclusion Category	(%) of Total Invoiced	Amount Invoiced to Date
Conventional Wisdom		OBE	3.50%	\$ 7,000
Clarke Project Solutions		SBE, EBE, DVBE	3.00%	\$ 6,000
Lehrer Architects LA, Inc.		SBE	20.00%	\$ 40,000
Studio-MLA (formerly Mia Lehrer & Associates)	F/HA	MBE, SBE	18.00%	\$ 36,000
Summit Consulting & Engineering	F/HA	WBE, SBE, EBE	4.00%	\$ 8,000
The Mobility Group		OBE	1.50%	\$ 3,000
Subtotal Subconsultant Participation			50.00%	\$100,000
Prime Participation			50.00%	\$100,000
Total Invoiced to Date				\$200,000

Table 71A: TOS No. 1 Total Subconsultant Participation						
Achieved	MBE	WBE	SBE	EBE	DVBE	OBE
(%) of Base Task	18%	4%	45%	7%	3%	5%
(\$ Amount)	\$36,000	\$8,000	\$90,000	\$14,000	\$6,000	\$10,000

Note: Subconsultants may be certified in multiple certification categories; therefore, per the requirements of Executive Directive No. 14, the dollar amounts were credited toward multiple pledged participation categories.

Hollywood Walk of Fame Design Services (TOS No. 52A/340L)

As of July 30, 2019, for TOS No. 52A/340L, M. Arthur Gensler Jr. & Associates, Inc. achieved actual participation levels 0 percent MBE, 0 percent WBE, 0 percent SBE, 0 percent EBE, 0 percent DVBE, and 0 percent OBE. The BOE issued to the firm the NTP on June 6, 2019 for \$138,000 to initiate the task order. Invoices are pending. Upon approval of contract Amendment No. 1, M. Arthur Gensler Jr. & Associates, Inc. has pledged participation levels of 5.07 percent MBE, 1.09 percent WBE, 26.33 percent SBE, 18.22 percent EBE, 3.04 percent DVBE, and 8.96 percent OBE. The BOE intends to report to the Board to obtain approval for authorization of TOS No. 52A/340L for additional funding.

As of July 30, 2019, the MBE/WBE/SBE/EBE/DVBE/OBE subconsultant information for M. Arthur Gensler Jr. & Associates, Inc. was the following:

Table 72: TOS No. 52A/340L				
Subconsultants	Gender/ Ethnicity	Business Inclusion Category	(%) of Total Invoiced	Amount Invoiced to Date

Department of Public Works
Bureau of Engineering
Bureau of Contract Administration
Joint Report No. 2

September 11, 2019
Page 59

Studio-MLA (formerly Mia Lehrer & Associates)	F/HA	MBE, SBE	0.00%	\$ 0
DCA Civil Engineering Group		SBE, EBE	0.00%	\$ 0
Leland Saylor Associates		DVBE, SBE	0.00%	\$ 0
Historic Resource Group	F/C	WBE	0.00%	\$ 0
Sam Schwartz Engineering, D.P.C.		OBE	0.00%	\$ 0
Subtotal Subconsultant Participation			0.00%	\$ 0
Prime Participation			0.00%	\$ 0
Total Invoiced to Date				\$ 0

Table 72A: TOS No. 52A/340L Total Subconsultant Participation						
Achieved	MBE	WBE	SBE	EBE	DVBE	OBE
(%) of Base Task	0.00%	0.00%	0.00%	0.00%	0.00%	0.00%
(\$ Amount)	\$0	\$0	\$0	\$0	\$0	\$0

Note: Subconsultants may be certified in multiple certification categories; therefore, per the requirements of Executive Directive No. 14, the dollar amounts were credited toward multiple pledged participation categories.

Pledged participation including Amendment No. 1:

Table 73: TOS No. 52A/340L				
Pledged Subconsultants	Gender/ Ethnicity	Business Inclusion Category	(%) of Total NTPs	Amount of Total NTPs
Studio-MLA (formerly Mia Lehrer & Associates)	F/HA	MBE, SBE	5.07%	\$ 7,000
DCA Civil Engineering Group		SBE, EBE	18.22%	\$ 25,140
Leland Saylor Associates		DVBE, SBE	3.04%	\$ 4,200
Historic Resource Group	F/C	WBE	1.09%	\$ 1,500
Sam Schwartz Engineering, D.P.C.		OBE	8.96%	\$ 12,361
Subtotal Subconsultant Participation			36.38%	\$ 50,201
Prime Participation			63.62%	\$ 87,799
Base Task				\$138,000
Reimbursables				\$ 0
Contingency				\$ 10,000
Total Task Budget Authority				\$148,000

Table 73A: TOS No. 52A/340L Subconsultant Participation						
Pledged	MBE	WBE	SBE	EBE	DVBE	OBE
(%) of Base Task	5.07%	1.09%	26.33%	18.22%	3.04%	8.96%
(\$ Amount)	\$7,000	\$1,500	\$36,340	\$25,140	\$4,200	\$12,361

Note: Subconsultants may be certified in multiple certification categories; therefore, per the requirements of Executive Directive No. 14, the dollar amounts were credited toward multiple pledged participation categories.

Madrid Theatre Renovations (TOS No. 55)

As of July 30, 2019, for the proposed award of TOS No. 55 to M. Arthur Gensler Jr. & Associates, Inc. achieved actual participation levels 0 percent MBE, 0 percent WBE, 0 percent SBE, 0 percent EBE, 0 percent DVBE, and 0 percent OBE. On June 25, 2019,

the BOE issued a NTP of \$145,666 to M. Arthur Gensler Jr. & Associates, Inc. to initiate the task. The BOE intends to report to the Board to obtain approval for authorization of TOS No. 55 for an amount of approximately \$748,710. Upon approval of contract Amendment No. 1 and with approval of the Board, M. Arthur Gensler Jr. & Associates, Inc. is projected to have pledged participation levels of 29.45 percent MBE, 4.21 percent WBE, 46.35 percent SBE, 43.89 percent EBE, 8.41 percent DVBE, and 17.19 percent OBE.

As of July 30, 2019, the MBE/WBE/SBE/EBE/DVBE/OBE subconsultant information for M. Arthur Gensler Jr. & Associates, Inc. was the following:

Table 74: TOS No. 55				
Subconsultants	Gender/ Ethnicity	Business Inclusion Category	(%) of Total Invoiced	Amount Invoiced to Date
KGM Architectural Lighting		OBE	0.00%	\$ 0
KPJ Consulting	F/APA	WBE, SBE, EBE	0.00%	\$ 0
Logic Technology Consulting Group	M/SAA	MBE, SBE, EBE, DVBE	0.00%	\$ 0
Structural Focus		SBE, EBE	0.00%	\$ 0
S Y Lee Associates, Inc.	M/APA	MBE, SBE, EBE	0.00%	\$ 0
TheatreDNA		OBE	0.00%	\$ 0
Veneklasen Associates		SBE	0.00%	\$ 0
Subtotal Subconsultant Participation			0.00%	\$ 0
Prime Participation			0.00%	\$ 0
Total Invoiced to Date				\$ 0

Table 74A: TOS No. 55 Total Subconsultant Participation						
Achieved	MBE	WBE	SBE	EBE	DVBE	OBE
(%) of Base Task	0.00%	0.00%	0.00%	0.00%	0.00%	0.00%
(\$ Amount)	\$0	\$0	\$0	\$0	\$0	\$0

Note: Subconsultants may be certified in multiple certification categories; therefore, per the requirements of Executive Directive No. 14, the dollar amounts were credited toward multiple pledged participation categories. Projected Pledge participation including Amendment No. 1:

Table 75: TOS No. 55				
Pledged Subconsultants	Gender/ Ethnicity	Business Inclusion Category	(%) of Total NTPs	Amount of Total NTPs
KGM Architectural Lighting		OBE	2.80%	\$ 20,000
KPJ Consulting	F/APA	WBE/SBE EBE	4.21%	\$ 30,000
Logic Technology Consulting Group	M/SAA	MBE/SBE EBE/ DVBE	8.41%	\$ 60,000
Structural Focus		SBE/EBE	10.24%	\$ 73,000
S Y Lee Associates, Inc.	M/APA	MBE/SBE EBE	21.04%	\$150,010
TheatreDNA		OBE	14.39%	\$102,600
Veneklasen Associates		SBE	2.45%	\$ 17,500
Subtotal Subconsultant Participation			63.54%	\$453,110
Prime Participation			36.46%	\$260,000

September 11, 2019
Page 61

Base Task	\$713,110
Reimbursables	\$ 35,600
Contingency	\$ 0
Projected Total Task Budget Authority	\$748,710

Table 75A: TOS No. 55 Projected Subconsultant Participation						
Pledged	MBE	WBE	SBE	EBE	DVBE	OBE
(%) of Base Task	29.45%	4.21%	46.35%	43.89%	8.41%	17.19%
(\$)	\$210,010	\$30,000	\$330,510	\$313,010	\$60,000	\$122,600

Note: Subconsultants may be certified in multiple certification categories; therefore, per the requirements of Executive Directive No. 14, the dollar amounts were credited toward multiple pledged participation categories.

Paul Murdoch Architects APC (CO124804)

Paul Murdoch Architects APC has been issued one TOS under the current contract, TOS No. 36 (Boyle Heights Sports Center). Since contract execution, Paul Murdoch Architects APC has added two subconsultants to their Schedule A, including IMEG Corp and Moore Iacofano Goltsman, Inc. (MIG). IMEG Corp was added due to the merger of former Schedule A subconsultant TTG Engineers. Moore Iacofano Goltsman, Inc. (MIG) was added due to the acquisition of former Schedule A subconsultant AHBE Landscape.

Boyle Heights Sports Center (TOS No. 36)

As of July 30, 2019, for TOS No. 36, Paul Murdoch Architects APC achieved actual participation levels of 10.22 percent MBE, 2.22 percent WBE, 3.29 percent SBE, 0.00 percent EBE, 0.00 percent DVBE, and 33.77 percent OBE. Upon approval of contract Amendment No. 1, Paul Murdoch Architects APC has pledged participation levels of 13.54 percent MBE, 5.73 percent WBE, 8.99 percent SBE, 0.00 percent EBE, 0.00 percent DVBE, and 44.62 percent OBE. Subconsultant Chew Specifications is no longer in business. The original pledged participation amount for Chew Specifications of \$18,500 has been reallocated to the Task Order's contingency.

As of July 30, 2019, the MBE/WBE/SBE/EBE/DVBE/OBE subconsultant information for Paul Murdoch Architects APC was the following:

Table 76: TOS No. 36				
Subconsultants	Gender/ Ethnicity	Business Inclusion Category	(%) of Total Invoiced	Amount Invoiced to Date
C.P. O'Halloran Associates		OBE	4.11%	\$ 5,000
Chew Specifications		OBE	0.00%	\$ 0.00
Engineering Economics		OBE	1.91%	\$ 2,320
IMEG Corp (formerly TTG Engineers)		OBE	10.05%	\$ 12,214.80
Katherine Padilla & Associates	F/HA	WBE	2.22%	\$ 2,700

Moore Iacofano Goltsman, Inc. (formerly AHBE Landscape Architects)		OBE	0.00%	\$ 0
AHBE Landscape Architects	M/APA	MBE	5.04%	\$ 6,125
Stantec Consulting Services, Inc.		OBE	17.69%	\$ 21,501
TTG Engineers (see IMEG Corp)	M/SAA	MBE	0.00%	\$ 0
Viniegra & Viniegra Architecture	F/APA	WBE/SBE	0.00%	\$ 0
WHL Consulting Engineers, Inc.	M/APA	MBE	5.18%	\$ 6,300
Zinner Consulting		SBE	3.29%	\$ 4,000
Subtotal Subconsultant Participation			49.50%	\$ 60,160.80
Prime Participation			50.50%	\$ 61,365.61
Total Invoiced to Date				\$121,526.41

Table 76A: TOS No. 36 Total Subconsultant Participation						
Achieved	MBE	WBE	SBE	EBE	DVBE	OBE
(%) of Base Task	10.22%	2.22%	3.29%	0.00%	0.00%	33.77%
(\$) Amount	\$12,425	\$2,700	\$4,000	\$0	\$0	\$41,035.80

Note: Subconsultants may be certified in multiple certification categories; therefore, per the requirements of Executive Directive No. 14, the dollar amounts were credited toward multiple pledged participation categories.

Pledged participation including Amendment No. 1:

Table 77: TOS No. 36				
Pledged Subconsultants	Gender/ Ethnicity	Business Inclusion Category	(%) of Total NTPs	Amount of Total NTPs
C.P.O'Halloran Associates		OBE	3.09%	\$ 22,000
Chew Specifications		OBE	0.00%	\$ 0
Engineering Economics		OBE	4.55%	\$ 32,365
IMEG Corp (formerly TTG Engineers)		OBE	17.27%	\$ 122,950
Katherine Padilla & Associates	F/HA	WBE	1.24%	\$ 8,810
Moore Iacofano Goltsman, Inc. (formerly AHBE Landscape Architects)		OBE	4.95%	\$ 35,275
AHBE Landscape Architects	M/APA	MBE	0.86%	\$ 6,125
Stantec Consulting Services, Inc.		OBE	17.12%	\$ 121,862
TTG Engineers (see IMEG Corp)	M/SAA	MBE	0.00%	\$ 0
Viniegra & Viniegra Architecture	F/APA	WBE SBE	4.49%	\$ 32,000
WHL Consulting Engineers, Inc.	M/APA	MBE	7.73%	\$ 55,000
Zinner Consulting		SBE	4.49%	\$ 32,000
Subtotal Subconsultant Participation			65.79%	\$ 468,387
Prime Participation			34.21%	\$ 243,568

Department of Public Works
Bureau of Engineering
Bureau of Contract Administration
Joint Report No. 2

September 11, 2019
Page 63

Base Task	\$ 711,955
Reimbursables	\$ 0
Contingency	\$ 288,045*
Total Task Budget Authority	\$1,000,000

*\$18,500 from subconsultant Chew Specifications reallocated to contingency.

Table 77A: TOS No. 36 Total Subconsultant Participation						
Pledged	MBE	WBE	SBE	EBE	DVBE	OBE
(%) of Base Task	8.59%	5.73%	8.99%	0%	0%	46.98%
(\$) Amount	\$61,125	\$40,810	\$64,000	\$0	\$0	\$334,452

Note: Subconsultants may be certified in multiple certification categories; therefore, per the requirements of Executive Directive No. 14, the dollar amounts were credited toward multiple pledged participation categories.

Perkins + Will, Inc. (CO124699)

Perkins + Will, Inc. has been issued five Task Orders under the current contract including the completed TOS No. 19 (Lincoln Heights Jail Adaptive Re-Use Study Report Update).

Task Orders (TOS No. 41.1) involving the Emergency Bridge Housing Program are not subject to BIP subconsultant utilization reporting per Mayor's Office waiver. Multiple Emergency Bridge Housing projects have been assigned to this consultant and the work is ongoing. The total Notices to Proceed amount for Bridge Home Task Orders is \$966,528 and a total of \$895,137 has been invoiced to date. It is critical that contract CO124699 be amended in order for Perkins + Will, Inc. to continue working on Emergency Bridge Housing projects without lapses to this contract.

There are active three Task Orders including TOS No. 37 (L.A. Street Civic Building Programming and Performance Specifications), TOS No. 41.4 (CD15 Homeless Storage Center), and TOS No. 54 (Destination Crenshaw). Since contract execution, Perkins + Will, Inc. has added thirteen subconsultants to their Schedule A. Perkins + Will, Inc. added Andrew Wilson Consulting, GPA Consulting, Gwynne Pugh Urban Studio, Inc., Lerch Bates, Inc., Moore Iacofano Goltsman, Inc. (MIG) formerly AHBE Landscape, Nelson/Nygaard Consulting Associates, Inc., R. Steele Consulting Inc., Selbert Perkins Design Collaborative, TERP Consulting, The Robert Group, and Webb Design for the L.A. Street Civic Building Programming and Performance Specifications Task Order. Perkins + Will, Inc. added Leland Saylor Associates for the L.A. Street Civic Building Programming and Performance Specifications Task Order and the CD15 Homeless Storage Center Task Order. Perkins + Will, Inc. added KPFF Consulting Engineers for the sole source Destination Crenshaw Task Order.

Lincoln Heights Jail Adaptive Re-Use Study Report Update (TOS No. 19)

For TOS No. 19, completed on December 31, 2016, Perkins + Will, Inc. achieved actual participation levels of 20.0 percent MBE, 0.0 percent WBE, 5.33 percent SBE, 5.33 percent EBE, 0.0 percent DVBE, and 36.37 percent OBE.

As of the December 31, 2016 completion date, the MBE/WBE/SBE/EBE/DVBE/OBE subconsultant information for Perkins + Will, Inc. was the following:

Table 78: TOS No. 19				
Subconsultants	Gender/ Ethnicity	Business Inclusion Category	(%) of Total Invoiced	Amount Invoiced to Date
Construction Cost Consultants	F/SAA	MBE	9.33%	\$ 7,000
D'Autremont-Helms & Associates, Inc. DBA DHA + Calpec	M / APA	MBE	5.33%	\$ 4,000
Historic Resources Group		OBE	3.33%	\$ 2,500
Jensen Hughes		OBE	7.33%	\$ 5,500
Thornton Tomasetti		OBE	26.00%	\$19,500
VCA Engineering, Inc.	M/APA	MBE/SBE EBE	5.33%	\$ 4,000
Subtotal Subconsultant Participation			56.67%	\$42,500
Prime Participation			43.33%	\$32,500
Total Invoiced to Date				\$75,000

Table 78A: TOS No. 54 Total Subconsultant Participation						
Achieved	MBE	WBE	SBE	EBE	DVBE	OBE
(%) of Base Task	20.00%	0.0%	5.33%	5.33%	0%	36.67%
(\$ Amount)	\$15,000	\$0	\$4,000	\$4,000	\$0	\$27,500

Note: Subconsultants may be certified in multiple certification categories; therefore, per the requirements of Executive Directive No. 14, the dollar amounts were credited toward multiple pledged participation categories.

L.A. Street Civic Building Programming and Performance Specifications (TOS No. 37)

As of July 30, 2019, for TOS No. 37, Perkins + Will, Inc. achieved actual participation levels of 12.44 percent MBE, 4.99 percent WBE, 13.71 percent SBE, 11.84 percent EBE, 1.73 percent DVBE, and 30.38 percent OBE. Upon approval of contract Amendment No. 1, Perkins + Will, Inc. has pledged participation levels of 10.91 percent MBE, 4.11 percent WBE, 15.40 percent SBE, 13.79 percent EBE, 2.12 percent DVBE, and 30.41 percent OBE.

As of July 30, 2019, the MBE/WBE/SBE/EBE/DVBE/OBE subconsultant information for Perkins + Will, Inc. was the following:

Table 79: TOS No. 37				
Subconsultants	Gender/ Ethnicity	Business Inclusion Category	(%) of Total Invoiced	Amount Invoiced to Date
Andrew Wilson Consulting		OBE	2.79%	\$ 31,720
D'Autremont-Helms & Associates, Inc. DBA DHA + Calpec	M/APA	MBE/SBE EBE	5.56%	\$ 63,225
Glumac		OBE	4.07%	\$ 46,365
GPA Consulting	F/HA	WBE/SBE EBE	0.40%	\$ 4,500

Department of Public Works
Bureau of Engineering
Bureau of Contract Administration
Joint Report No. 2

September 11, 2019
Page 65

Guidepost Solutions		OBE	1.17%	\$ 13,319
Gwynne Pugh Urban Studio, Inc.		SBE EBE	2.53%	\$ 28,750
Leland Saylor Associates		DVBE	1.73%	\$ 19,680
Lerch Bates, Inc.		OBE	1.51%	\$ 17,130
Moore Iacofano Goltsman, Inc. (MIG) formerly AHBE Landscape		OBE	0.00%	\$ 0
AHBE Landscape	M/APA	MBE/SBE EBE	3.36%	\$ 38,245
Nelson/Nygaard Consulting Associates, Inc.		OBE	3.33%	\$ 37,935
R. Steele Consulting, Inc.		OBE	14.67%	\$ 166,900
Selbert Perkins Design Collaborative	F/C	WBE/SBE	1.88%	\$ 21,356
TERP Consulting		OBE	0.62%	\$ 7,025
The Robert Group	F/AA	WBE	2.72%	\$ 30,910
Thornton Tomasetti		OBE	2.22%	\$ 25,290
VCA Engineers, Inc.	M/APA	MBE	3.52%	\$ 40,070
Veneklasen		SBE/EBE	0.00%	\$ 0
Webb Design		OBE	0.00%	\$ 0
Subtotal Subconsultant Participation			52.06%	\$ 592,420
Prime Participation			47.94%	\$ 545,615.36
Total Invoiced to Date				\$1,138,035.36

Table 79A: TOS No. 37 Total Subconsultant Participation						
Achieved	MBE	WBE	SBE	EBE	DVBE	OBE
(%) of Base Task	12.44%	4.99%	1.71%	11.84%	1.73%	30.38%
(\$) Amount	\$141,540	\$56,766	\$156,076	\$134,720	\$19,680	\$345,684

Note: Subconsultants may be certified in multiple certification categories; therefore, per the requirements of Executive Directive No. 14, the dollar amounts were credited toward multiple pledged participation categories.

Pledged participation including Amendment No. 1:

Table 80: TOS No. 37				
Pledged Subconsultants	Gender/ Ethnicity	Business Inclusion Category	(%) of Total NTPs	Amount of Total NTPs
Andrew Wilson Consulting		OBE	2.33%	\$ 36,000
D'Autremont-Helms & Associates, Inc. DBA DHA + Calpec	M/APA	MBE/SBE EBE	4.85%	\$ 75,000
Glumac		OBE	3.56%	\$ 55,000
GPA Consulting	F/HA	WBE/SBE EBE	0.29%	\$ 4,500
Guidepost Solutions		OBE	1.02%	\$ 15,800

Gwynne Pugh Urban Studio, Inc.		SBE/EBE	2.26%	\$ 35,000
Leland Saylor Associates		SBE DVBE	2.12%	\$ 32,800
Lerch Bates, Inc.		OBE	1.29%	\$ 20,000
Moore Iacofano Goltsman, Inc. (MIG) formerly AHBE Landscape		OBE	0.52%	\$ 7,955
AHBE Landscape	M/APA	MBE	2.51%	\$ 38,245
Nelson/Nygaard Consulting Associates, Inc.		OBE	2.88%	\$ 44,500
R. Steele Consulting, Inc.		OBE	15.58%	\$ 241,000
Selbert Perkins Design Collaborative	F/C	WBE SBE	1.62%	\$ 25,000
TERP Consulting		OBE	0.52%	\$ 8,000
The Robert Group	F/AA	WBE	2.20%	\$ 34,000
Thornton Tomasetti		OBE	1.94%	\$ 30,000
VCA Engineers, Inc.	M/APA	MBE SBE EBE	3.07%	\$ 47,538
Veneklasen		SBE	0.32%	\$ 5,000
Webb Design		OBE	1.29%	\$ 20,000
Subtotal Subconsultant Participation			50.14%	\$ 775,368
Prime Participation			49.86%	\$ 771,141
Base Task				\$1,546,509
Reimbursables				\$ 0
Contingency				\$ 53,491
Total Task Budget Authority				\$1,600,000

Table 80A: TOS No. 37 Total Subconsultant Participation						
Pledged	MBE	WBE	SBE	EBE	DVBE	OBE
(%) of Base Task	10.91%	4.11%	15.40%	13.79%	2.12%	31.41%
(\$) Amount	\$168,738	\$63,530	\$238,238	\$213,238	\$32,800	\$479,300

Note: Subconsultants may be certified in multiple certification categories; therefore, per the requirements of Executive Directive No. 14, the dollar amounts were credited toward multiple pledged participation categories.

Council District No. 15 Homeless Storage Center (TOS No. 41.4)

As of July 30, 2019, for TOS No. 41.4, Perkins + Will, Inc. achieved actual participation levels of 23.66 percent MBE, 3.12 percent WBE, 19.22 percent SBE, 19.252 percent EBE, 3.90 percent DVBE, and 0.00 percent OBE. Upon approval of contract Amendment No. 1, Perkins + Will, Inc. has pledged participation levels of 15.76 percent MBE, 3.60 percent WBE, 18.64 percent SBE, 7.56 percent EBE, 2.88 percent DVBE, and 7.20 percent OBE.

As of July 30, 2019, the MBE/WBE/SBE/EBE/DVBE/OBE subconsultant information for Perkins + Will, Inc. was the following:

Department of Public Works
Bureau of Engineering
Bureau of Contract Administration
Joint Report No. 2

September 11, 2019
Page 67

Table 81: TOS No. 41.4				
Subconsultants	Gender/ Ethnicity	Business Inclusion Category	(%) of Total Invoiced	Amount Invoiced to Date
Cornerstone Studios, Inc.	F/APA	WBE/SBE EBE	3.12%	\$ 6,400
D'Autremont-Helms & Associates, Inc. DBA DHA + Calpec	M/APA	MBE/SBE EBE	7.91%	\$ 16,200
Englekirk Institutional, Inc. formerly Englekirk & Sabol Consulting Structural Engineers, Inc.		MBE	7.57%	\$ 15,500
Leland Saylor Associates		DVBE	3.90%	\$ 8,000
VCA Engineers, Inc.	M/APA	MBE/SBE EBE	8.18%	\$ 16,766
Subtotal Subconsultant Participation			30.69%	\$ 62,866
Prime Participation			69.31%	\$142,000
Total Invoiced to Date				\$204,866

Table 81A: TOS No. 41.4 Total Subconsultant Participation						
Achieved	MBE	WBE	SBE	EBE	DVBE	OBE
(%) of Base Task	23.66%	3.12%	19.22%	19.22%	3.90%	0.00%
(\$) Amount	\$46,466	\$6,400	\$39,366	\$39,366	\$8,000	\$0.00

Note: Subconsultants may be certified in multiple certification categories; therefore, per the requirements of Executive Directive No. 14, the dollar amounts were credited toward multiple pledged participation categories. Pledged participation including Amendment No. 1:

Table 82: TOS No. 41.4				
Pledged Subconsultants	Gender/ Ethnicity	Business Inclusion Category	(%) of Total NTPs	Amount of Total NTPs
Cornerstone Studios, Inc.	F/APA	WBE	3.60%	\$ 10,000
D'Autremont-Helms & Associates, Inc. DBA DHA + Calpec	M/APA	MBE SBE/EBE	7.56%	\$ 21,000
Englekirk Institutional, Inc. formerly Englekirk & Sabol Consulting Structural Engineers, Inc.		OBE	7.20%	\$ 20,000
Leland Saylor Associates		SBE DVBE	2.88%	\$ 8,000
VCA Engineers, Inc.	M/APA	MBE SBE	8.20%	\$ 22,766
Subtotal Subconsultant Participation			29.44%	\$ 81,766
Prime Participation			70.56%	\$196,010

Base Task	\$277,776
Reimbursables	\$ 0
Contingency	\$ 98,356
Total Task Budget Authority	\$376,132

Table 82A: TOS No. 41.4 Total Subconsultant Participation						
Pledged	MBE	WBE	SBE	EBE	DVBE	OBE
(%) of Base Task	15.76%	3.60%	18.64%	7.56%	2.88%	7.20%
(\$ Amount)	\$43,766	\$10,000	\$51,766	\$21,000	\$8,000	\$20,000

Note: Subconsultants may be certified in multiple certification categories; therefore, per the requirements of Executive Directive No. 14, the dollar amounts were credited toward multiple pledged participation categories.

Destination Crenshaw (TOS No. 54)

As of July 30, 2019, for TOS No. 54, Perkins + Will, Inc. achieved actual participation levels of 46.50 percent MBE, 0.0 percent WBE, 46.50 percent SBE, 0.0 percent EBE, 0.0 percent DVBE, and 51.85 percent OBE. Upon approval of contract Amendment No. 1, Perkins + Will, Inc. has pledged participation levels of 34.97 percent MBE, 0.0 percent WBE, 34.97 percent SBE, 0.0 percent EBE, 0.0 percent DVBE, and 63.02 percent OBE.

As of July 30, 2019, the MBE/WBE/SBE/EBE/DVBE/OBE subconsultant information for Perkins + Will, Inc. was the following:

Table 83: TOS No. 54				
Subconsultants	Gender/ Ethnicity	Business Inclusion Category	(%) of Total Invoiced	Amount Invoiced to Date
KPFF Consulting Engineers		OBE	51.85%	\$422,900
Studio-MLA	F / HA	MBE SBE	46.50%	\$379,300
Subtotal Subconsultant Participation			98.34%	\$802,200
Prime Participation			1.66%	\$13,500
Total Invoiced to Date				\$815,700

Table 83A: TOS No. 54 Total Subconsultant Participation						
Achieved	MBE	WBE	SBE	EBE	DVBE	OBE
(%) of Base Task	46.50%	0%	46.50%	0%	0%	51.85%
(\$ Amount)	\$379,300	\$0	\$379,300	\$0	\$0	\$422,900

Note: Subconsultants may be certified in multiple certification categories; therefore, per the requirements of Executive Directive No. 14, the dollar amounts were credited toward multiple pledged participation categories.

Pledged participation including Amendment No. 1:

Table 84: TOS No. 54				
Pledged Subconsultants	Gender/ Ethnicity	Business Inclusion Category	(%) of Total NTPs	Amount of Total NTPs
KPFF Consulting Engineers		OBE	63.02%	\$ 811,000
Studio-MLA	F/HA	MBE/SBE	34.97%	\$ 450,000
Subtotal Subconsultant Participation			97.99%	\$1,261,000
Prime Participation			2.01%	\$ 25,809

September 11, 2019
Page 69

Base Task	\$1,286,809
Reimbursables	\$ 0
Contingency	\$ 0
Total Task Budget Authority	\$1,286,909

Table 84A: TOS No. 54 Total Subconsultant Participation						
Pledged	MBE	WBE	SBE	EBE	DVBE	OBE
(%) of Base Task	34.97%	0%	34.97%	0%	0%	63.02%
(\$) Amount	\$450,000	\$0	\$450,000	\$0	\$0	\$811,000

Note: Subconsultants may be certified in multiple certification categories; therefore, per the requirements of Executive Directive No. 14, the dollar amounts were credited toward multiple pledged participation categories.

Pfeiffer Partners Architects (C124799)

As of July 30, 2019, Pfeiffer Partners Architects has not been issued any task orders, thus they have not utilized subconsultants.

Rios Clementi Hale Studios (C124705)

Rios Clementi Hale Studios has been issued two Task Orders under the current contract, including the completed TOS No. 11 (Central Services Yard Master Plan) and the active TOS No. 14 (Greek Theatre Improvements). Since contract execution, Rios Clementi Hale Studios has added six subconsultants to their Schedule A. Rios Clementi Hale Studios added MGAC and VS2 Consulting, Inc. for the Greek Theatre Improvements and the Central Services Yard Master Plan Task Orders. Rios Clementi Hale Studios added Infrastructure Factor Consulting, Inc., Miyamoto International, and the Sullivan Partnership, Inc. for the Greek Theatre Improvements Task Order. Rios Clementi Hale Studios added Eyestone-Jones Environmental LLC for the Central Services Yard Master Plan.

Central Services Master Plan (TOS No. 11)

For TOS No. 11, completed on June 1, 2018, Rios Clementi Hale Studios achieved actual participation levels of 9.28 percent MBE, 0.0 percent WBE, 9.28 percent SBE, 0.0 percent EBE, 0.0 percent DVBE, and 5.97 percent OBE. Rios Clementi Hale Studios had pledged participation levels of 26.67 percent for MBE, 0 percent for WBE, 26.67 percent for SBE, 0.0 percent EBE, 0.0 percent DVBE, and 23.33 percent OBE. The BOE issued a NTP amount of \$150,000 to the firm but only \$83,748.14 was invoiced. This TOS was completed on June 1, 2018 with the finalization of the Master Plan. The City did not request the consultant to conduct further environmental studies which would have utilized the subconsultants.

As of the June 1, 2018 completion date, the MBE/WBE/SBE/EBE/DVBE/OBE subconsultant information for Rios Clementi Hale Studios was the following:

Table 85: TOS No. 11				
Subconsultants	Gender/ Ethnicity	Business Inclusion Category	(%) of Total Invoiced	Amount Invoiced to Date
Eyestone-Jones Environmental LLC		OBE	0.00%	\$ 0
MGAC		OBE	5.97%	\$ 5,000
VS2 Consulting Inc.	M/HA	MBE/SBE	9.28%	\$ 7,775
Subtotal Subconsultant Participation			15.25%	\$12,775
Prime Participation			84.75%	\$70,973
Total Invoiced to Date				\$83,748

Table 85A: TOS No. 11 Total Subconsultant Participation						
Achieved	MBE	WBE	SBE	EBE	DVBE	OBE
(%) of Base Task	9.28%	0%	9.28%	0%	0%	5.97%
(\$ Amount)	\$7,775	\$0	\$7,775	\$0	\$0	\$5,000

Note: Subconsultants may be certified in multiple certification categories; therefore, per the requirements of Executive Directive No. 14, the dollar amounts were credited toward multiple pledged participation categories.

Greek Theatre Improvements (TOS No. 14)

As of July 30, 2019, for the Greek Theatre Improvements (TOS No. 14), Rios Clementi Hale Studios achieved actual participation levels of 11.98 percent MBE, 0.0 percent WBE, 18.57 percent SBE, 1.30 percent EBE, 0.0 percent DVBE, and 3.90 percent OBE. Upon approval of contract Amendment No. 1, Greek Theatre Improvements has pledged participation levels of 17.90 percent MBE, 6.51 percent WBE, 33.36 percent SBE, 0.0 percent EBE, 0.0 percent DVBE, and 5.75 percent OBE.

As of July 30, 2019, the MBE/WBE/SBE/EBE/DVBE/OBE subconsultant information for Rios Clementi Hale Studios was the following:

Table 86: TOS No. 14				
Subconsultants	Gender/ Ethnicity	Business Inclusion Category	(%) of Total Invoiced	Amount Invoiced to Date
Inclendon Consulting Group		OBE	2.63%	\$7,500
Infrastructure Factor Consulting, Inc.	F / C	WBE SBE	0%	\$0
MGAC		OBE	1.26%	\$3,600
Miyamoto International	M / APA	MBE	11.98%	\$34,115
Page & Turnbull, Inc.		SBE	18.57%	\$52,874
VS2 Consulting Inc.	M / HA	MBE SBE	0%	\$0
Subtotal Subconsultant Participation			34.45%	\$98,089
Prime Participation			65.55%	\$186,658
Total Invoiced to Date				\$284,747

Table 86A: TOS No. 14 Total Subconsultant Participation						
Achieved	MBE	WBE	SBE	EBE	DVBE	OBE
(%) of Base Task	11.98%	0%	18.57%	0%	0%	3.9%

Department of Public Works
Bureau of Engineering
Bureau of Contract Administration
Joint Report No. 2

September 11, 2019
Page 71

(\$) Amount	\$34,115	\$0	\$52,874	\$0	\$0	\$11,100
--------------------	----------	-----	----------	-----	-----	----------

Note: Subconsultants may be certified in multiple certification categories; therefore, per the requirements of Executive Directive No. 14, the dollar amounts were credited toward multiple pledged participation categories.

Pledged participation including Amendment No. 1:

Table 87: TOS No. 14				
Pledged Subconsultants	Gender/ Ethnicity	Business Inclusion Category	(%) of Total NTPs	Amount of Total NTPs
Inclendon Consulting Group		OBE	3.26%	\$ 22,300
Infrastructure Factor Consulting, Inc.	F/C	WBE/SBE	6.51%	\$ 44,500
MGAC		OBE	2.49%	\$ 17,000
Miyamoto International	M/APA	MBE	15.71%	\$107,340
Page & Turnbull, Inc.		SBE	24.66%	\$168,485
VS2 Consulting Inc.	M/HA	MBE SBE	2.20%	\$ 15,000
Subtotal Subconsultant Participation			54.82%	\$374,625
Prime Participation			45.18%	\$308,719
Base Task				\$683,344
Reimbursables				\$ 0
Contingency				\$216,696
Total Task Budget Authority				\$900,000

Table 87A: TOS No. 14 Total Subconsultant Participation						
Pledged	MBE	WBE	SBE	EBE	DVBE	OBE
(%) of Base Task	17.90%	6.51%	33.36%	0.00%	0.00%	5.75%
(\$) Amount	\$122,340	\$44,500	\$227,985	\$0	\$0	\$39,300

Note: Subconsultants may be certified in multiple certification categories; therefore, per the requirements of Executive Directive No. 14, the dollar amounts were credited toward multiple pledged participation categories.

RoTo Architects, Inc (CO124800)

RoTo Architects, Inc. has been issued one Task Order under the current contract, TOS No. 48 (Channel 35 Studio Relocation). Since contract execution, RoTo Architects, Inc. has added three subconsultants. RoTo Architects, Inc. added Alliance Project, LLC, BFA Communications Technology Consultants, and Walter P Moore. On February 20, 2019, the Board approved the transfer of TOS No. 320 from expired RoTo Architects, Inc. contract CO114019 to current contract CO124800. This TOS transfer required the consultant to add subcontracts from the expired contract to the current contract. The subconsultants assigned to the Channel 35 Studio Relocation Task Order were originally subject to the City's former MBE/WBE/OBE program prior to the transfer of the TOS to the current contract. The former MBE/WBE/OBE program did not include the BIP certification

categories of SBE, EBE, and DVBE. However, in addition to the MBE or WBE certifications, some of these firms are also certified in the SBE and EBE categories.

Channel 35 Studio Relocation (TOS No. 48)

As of July 30, 2019, for No. 48, RoTo Architects, Inc. achieved actual participation levels of 0.00 percent MBE, 0.00 percent WBE, 0.00 percent SBE, 0.00 percent EBE, 0.00 percent DVBE, and 37.57 percent OBE. Upon approval of contract Amendment No. 1, RoTo Architects, Inc. has pledged participation levels of 6.65 percent MBE, 4.00 percent WBE, 10.02 percent SBE, 0.70 percent EBE, 0.00 percent DVBE, and 37.61 percent OBE.

As of July 30, 2019, the MBE/WBE/SBE/EBE/DVBE/OBE subconsultant information for RoTo Architects, Inc. was the following:

Table 88: TOS No. 48				
Subconsultants	Gender/ Ethnicity	Business Inclusion Category	(%) of Total Invoiced	Amount Invoiced to Date
Alliance Project, LLC	F/C	WBE/SBE	0.00%	\$ 0
BFA Communications Technology Consultants		OBE	0.00%	\$ 0
Gary Barnett Specifications, Inc.		OBE	6.13%	\$ 6,000
Glumac		OBE	16.13%	\$ 15,800
JAG		OBE	0.00%	\$ 0
Made in Space		OBE	0.00%	\$ 0
MARRS Services, Inc.	F/APA	MBE/SBE EBE	0.00%	\$ 0
Studio-MLA (formerly Mia Lehrer & Associates)	F/HA	MBE/SBE	0.00%	\$ 0
Triad Consulting & Systems Design Group	M/AA	MBE	0.00%	\$ 0
VCA Engineers, Inc.	M/APA	MBE	0.00%	\$ 0
Veneklasen		SBE	0.00%	\$ 0
Walter P Moore		OBE	15.32%	\$ 15,000
Subtotal Subconsultant Participation			37.57%	\$ 36,800
Prime Participation			62.43%	\$61,142.12
Total Invoiced to Date				\$97,942.12

Table 88A: TOS No 48 Total Subconsultant Participation						
Achieved	MBE	WBE	SBE	EBE	DVBE	OBE
(%) of Base Task	0%	0%	0%	0%	0%	37.57%
(\$ Amount	\$0	\$0	\$0	\$0	\$0	\$36,800

Note: Subconsultants may be certified in multiple certification categories; therefore, per the requirements of Executive Directive No. 14, the dollar amounts were credited toward multiple pledged participation categories.

Department of Public Works
Bureau of Engineering
Bureau of Contract Administration
Joint Report No. 2

September 11, 2019
Page 73

Pledged participation including Amendment No. 1:

Table 89: TOS No. 48				
Pledged Subconsultants	Gender/ Ethnicity	Business Inclusion Category	(%) of Total NTPs	Amount of Total NTPs
Alliance Project, LLC	F/C	WBE/SBE	4.00%	\$ 22,220
BFA Communications Technology Consultants		OBE	5.85%	\$ 32,495
Gary Barnett Specifications, Inc.		OBE	1.23%	\$ 6,842
Glumac		OBE	11.73%	\$ 65,155
JAG		OBE	5.28%	\$ 29,334
Made in Space		OBE	1.28%	\$ 7,086
MARRS Services, Inc.	F/APA	MBE/SBE EBE	0.70%	\$ 3,875
Studio-MLA (formerly Mia Lehrer & Associates)	F/HA	MBE/SBE	2.12%	\$ 11,790.60
Triad Consulting & Systems Design Group	M/AA	MBE	1.60%	\$ 8,875
VCA Engineers, Inc.	M/APA	MBE	2.24%	\$ 12,420
Veneklasen		SBE	3.20%	\$ 17,798
Walter P Moore		OBE	12.25%	\$ 68,051
Subtotal Subconsultant Participation			51.47%	\$285,941.60
Prime Participation			48.53%	\$269,614.89
Base Task				\$555,556.49
Reimbursables				\$ 0
Contingency				\$ 150,000
Total Task Budget Authority				\$705,556.49

Table 89A: TOS No. 48 Total Subconsultant Participation						
Pledged	MBE	WBE	SBE	EBE	DVBE	OBE
(%) of Base Task	6.65%	4.00%	10.02%	0.70%	0%	37.61%
(\$) Amount	\$36,960.60	\$22,220	\$55,683.60	\$3,875	\$0	\$208,963

Note: Subconsultants may be certified in multiple certification categories; therefore, per the requirements of Executive Directive No. 14, the dollar amounts were credited toward multiple pledged participation categories.

SMA, Inc. dba Sparano + Mooney Architecture, Inc. (CO124704)

SMA, Inc. dba Sparano + Mooney Architecture, Inc. has been issued two task orders under the current contract, including TOS No. 07 (Studio City Recreation Center Gymnasium) and TOS No. 32 (Granada Hills Pool and Bathhouse Replacement). Since contract execution, SMA, Inc. dba Sparano + Mooney Architecture, Inc. has added three subconsultants to their Schedule A. SMA, Inc. dba Sparano + Mooney Architecture, Inc. added AWC West, Aquatic Design Group, and Chew Specifications for the Granada Hills Pool and Bathhouse Replacement Task Order and AWC West and Chew

Specifications for the Studio City Recreation Center Gymnasium Task Order. AWC West replaced Chew Specifications after death of Chew Specifications' owner. Aquatic Design Group acquired Schedule A listed subconsultant Rowley International, Inc.

Studio City Recreation Center (TOS No. 7)

As of July 30, 2019, for TOS No. 7, SMA, Inc. dba Sparano + Mooney Architecture, Inc. achieved actual participation levels of 13.34 percent MBE, 3.27 percent WBE, 15.54 percent SBE, 15.54 percent EBE, 0 percent DVBE, and 28.03 percent OBE. Upon approval of contract Amendment No. 1, SMA, Inc. dba Sparano + Mooney Architecture, Inc. has pledged participation levels of 14.59 percent MBE, 4.54 percent WBE, 16.18 percent SBE, 16.18 percent EBE, 0.0 percent DVBE, and 29.34 percent OBE.

As of July 30, 2019, the MBE/WBE/SBE/EBE/DVBE/OBE subconsultant information for SMA, Inc. dba Sparano + Mooney Architecture, Inc. was the following:

Table 90: TOS No. 7				
Subconsultants	Gender/ Ethnicity	Business Inclusion Category	(%) of Total Invoiced	Amount Invoiced to Date
AWC West		OBE	0.31%	\$ 1,670.50
Buro Happold Consulting Inc.		OBE	20.63%	\$ 112,000
Capstone Planning & Control	F/C	WBE	1.93%	\$ 10,500
Chew Specifications		OBE	2.07%	\$ 11,250
Maroko & Shwe, Inc.	M/APA	MBE/SBE EBE	8.02%	\$ 43,525
Nast Enterprises		SBE/EBE	6.19%	\$ 33,620.52
ProjectLine Technical Services, Inc.	F/APA	WBE/SBE EBE	1.34%	\$ 7,251
Silver Roth & Associates		OBE	5.03%	\$ 27,300
VCA Engineers, Inc.	M/APA	MBE	5.33%	\$ 28,920
Subtotal Subconsultant Participation			50.84%	\$ 276,037
Prime Participation			49.16%	\$266,955.92
Total Invoiced to Date				\$542,992.94

Table 90A: TOS No. 7 Total Subconsultant Participation						
Achieved	MBE	WBE	SBE	EBE	DVBE	OBE
(%) of Base Task	13.34%	3.27%	15.54%	15.54%	0.0%	28.03%
(\$) Amount	\$72,445	\$17,751	\$84,397	\$84,397	\$0	\$152,221

Note: Subconsultants may be certified in multiple certification categories; therefore, per the requirements of Executive Directive No. 14, the dollar amounts were credited toward multiple pledged participation categories.

Pledged participation including Amendment No. 1:

Table 91: TOS No. 7				
Pledged Subconsultants	Gender/ Ethnicity	Business Inclusion Category	(%) of Total NTPs	Amount of Total NTPs

Department of Public Works
Bureau of Engineering
Bureau of Contract Administration
Joint Report No. 2

September 11, 2019
Page 75

AWC West		OBE	1.07%	\$ 8,000
Buro Happold Consulting Inc.		OBE	21.41%	\$160,000
Capstone Planning & Control	F/C	WBE	1.87%	\$ 14,000
Chew Specifications		OBE	1.51%	\$ 11,250
Maroko & Shwe, Inc.	M/APA	MBE/SBE EBE	8.16%	\$ 61,000
Nast Enterprises		SBE EBE	5.35%	\$ 40,000
ProjectLine Technical Services, Inc.	F/APA	WBE/SBE EBE	2.67%	\$ 19,920
Silver Roth & Associates		OBE	5.35%	\$ 40,000
VCA Engineers, Inc.	M/APA	MBE	6.42%	\$ 48,000
Subtotal Subconsultant Participation			53.82%	\$402,170
Prime Participation			46.18%	\$345,028
Base Task				\$747,198
Reimbursables				\$ 0
Contingency				\$ 62,802
Total Task Budget Authority				\$810,000

Table 91A: TOS No. 7 Total Subconsultant Participation						
Pledged	MBE	WBE	SBE	EBE	DVBE	OBE
(%) of Base Task	14.59%	4.54%	16.18%	16.18%	0%	29.34%
(\$) Amount	\$109,000	\$33,920	\$120,920	\$120,920	\$0	\$219,250

Note: Subconsultants may be certified in multiple certification categories; therefore, per the requirements of Executive Directive No. 14, the dollar amounts were credited toward multiple pledged participation categories.

Granada Hills Pool and Bathhouse Replacement (TOS No. 32)

As of July 30, 2019, for TOS No. 32, SMA, Inc. dba Sparano + Mooney Architecture, Inc. achieved actual participation levels of 24.84 percent MBE, 6.92 percent WBE, 1.64 percent SBE, 1.64 percent EBE, 0.0 percent DVBE, and 20.61 percent OBE. Upon approval of contract Amendment No. 1, SMA, Inc. dba Sparano + Mooney Architecture, Inc. has pledged participation levels of 22.48 percent MBE, 9.40 percent WBE, 5.50 percent SBE, 5.50 percent EBE, 0.0 percent DVBE, and 20.21 percent OBE.

As of July 30, 2019, the MBE/WBE/SBE/EBE/DVBE/OBE subconsultant information for SMA, Inc. dba Sparano + Mooney Architecture, Inc. was the following:

Table 92: TOS No. 32				
Subconsultants	Gender/ Ethnicity	Business Inclusion Category	(%) of Total Invoiced	Amount Invoiced to Date
Aquatic Design Group		OBE	15.40%	\$ 73,175.50
AWC West		OBE	1.17%	\$ 5,580
Capstone Planning & Control	F/C	WBE	2.54%	\$ 12,050
Chew Specifications		OBE	1.01%	\$ 4,800
Maroko & Shwe, Inc.	M/APA	MBE/SBE EBE	1.64%	\$ 7,800

ProjectLine Technical Services, Inc.	F/APA	WBE/SBE EBE	0.00%	\$ 0
Silver Roth & Associates		OBE	3.03%	\$ 14,388
VCA Engineers, Inc.	M/APA	MBE	23.19%	\$ 110,223
Withers & Sandgren	F/C	WBE	4.38%	\$ 20,820
Subtotal Subconsultant Participation			52.36%	\$248,836.70
Prime Participation			47.64%	\$226,369.12
Total Invoiced to Date				\$475,205.82

Table 92A: TOS No. 32 Total Subconsultant Participation						
Achieved	MBE	WBE	SBE	EBE	DVBE	OBE
(%) of Base Task	24.84%	6.92%	1.64%	1.64%	0%	20.61%
(\$) Amount	\$118,023.20	\$32,870	\$7,800	\$7,800	\$0	\$97,943.50

Note: Subconsultants may be certified in multiple certification categories; therefore, per the requirements of Executive Directive No. 14, the dollar amounts were credited toward multiple pledged participation categories.

Pledged participation including Amendment No. 1:

Table 93: TOS No. 32				
Pledged Subconsultants	Gender/Ethnicity	Business Inclusion Category	(%) of Total NTPs	Amount of Total NTPs
Aquatic Design Group		OBE	14.78%	\$ 99,500
AWC West		OBE	1.49%	\$ 10,000
Capstone Planning & Control	F/C	WBE	2.12%	\$ 14,300
Chew Specifications		OBE	0.71%	\$ 4,800
Maroko & Shwe, Inc.	M/APA	MBE/SBE EBE	1.78%	\$ 12,000
ProjectLine Technical Services, Inc.	F/APA	WBE/SBE EBE	3.71%	\$ 25,000
Silver Roth & Associates		OBE	3.24%	\$ 21,800
VCA Engineers, Inc.	M/APA	MBE	20.70%	\$139,387
Withers & Sandgren	F/C	WBE	3.56%	\$ 24,000
Subtotal Subconsultant Participation			52.10%	\$350,787
Prime Participation			47.90%	\$322,540
Base Task				\$673,327
Reimbursables				\$ 0
Contingency				\$ 25,673
Total Task Budget Authority				\$700,000

Table 93A: TOS No. 32 Total Subconsultant Participation						
Pledged	MBE	WBE	SBE	EBE	DVBE	OBE
(%) of Base Task	22.48%	9.40%	5.50%	5.50%	0%	20.21%
(\$) Amount	\$151,387	\$63,300	\$37,000	\$37,000	\$0	\$136,100

Note: Subconsultants may be certified in multiple certification categories; therefore, per the requirements of Executive Directive No. 14, the dollar amounts were credited toward multiple pledged participation categories.

September 11, 2019
Page 77

The S/L/A/M Collaborative, formerly known as Frank Webb Architects (C125922)

As of July 30, 2019, S/L/A/M formerly known as Frank Webb Architects has not been issued any task orders, thus they have not utilized subconsultants.

XTEN Architecture (C125923)

As of July 30, 2019, XTEN Architecture has not been issued any task orders, thus they have not utilized subconsultants.

Compliance with City Policies and with the Board of Public Works' Policy

All consultants participating in this program are subject to compliance with the following City Ordinances and policies: Contractor Responsibility Ordinance; Business Tax Registration Certificate; Non-Discrimination, Equal Employment Practices, and Affirmative Action; Insurance requirements; Equal Benefits Ordinance; Child Support Obligations Ordinance; Americans with Disabilities Act; Worker Retention Ordinance; Living Wage Ordinance; Slavery Disclosure Ordinance; Border Wall Contracting Disclosure Ordinance; Disclosure of Contracting and Sponsorship of the National Rifle Association Ordinance; Non-Collusion; First Source Hiring Ordinance; Contractors' Use of Criminal History for Consideration of Employment Applications; Data Protection; and Discount Best Terms. FIRMS will comply with the requirements of the Business Inclusion Program. Failure to comply with all requirements will render the consultant's contract subject to termination pursuant to the conditions therein.

Businesses are encouraged to locate or remain within the City to preserve and enhance the economic base and well-being of the City. According to the Los Angeles Residence Information form, consultants provided the following information depicted on Table 94:

TABLE 94: Los Angeles Residence Information			
Consultant	Total No. of Employees	Employees Residing in L.A.	(%) of Employees Residing in L.A.
AC Martin Partners, Inc.	73	33	45.21%
Arkiterv, Inc. dba Studio Pali Fekete Architects	23	20	86.96%
Brooks + Scarpa Architects	11	8	72.73%
Eric Owen Moss Architects	16	13	81.25%
Gonzalez/Goodale Architects	36	12	33.33%
Gruen Associates	76	47	61.84%
Gwynne Pugh Urban Studio, Inc.	7	4	57.14%
HMC Architects	370	23	6.22%
IBI Group	245	14	5.71%
John Friedman Alice Kimm Architects, Inc.	20	16	80.00%
Lehrer Architects LA, Inc.	11	11	100.00%
M. Arthur Gensler Jr. & Associates, Inc.	6,187	291	4.70%
Paul Murdoch Architects	6	6	100.00%
Perkins + Will, Inc.	2,500	70	2.80%

Pfeiffer Partners Architects, Inc.	46	12	26.09%
Rios Clementi Hale Studios	145	144	99.31%
RoTo Architects, Inc.	6	5	83.33%
S/L/A/M Collaborative formerly Frank R. Webb Architects, Inc.	200	6	3.00%
SMA, Inc. dba Sparano + Mooney Architecture, Inc.	8	2	25.00%
XTEN Architecture	8	7	87.50%

Contractor Responsibility Ordinance

All contractors participating in this program are subject to compliance with the requirements specified in the City Contractor Responsibility Ordinance No. 173677 [Article 14, Chapter 1, Division 10, Los Angeles Administrative Code (L.A.A.C)]. Failure to comply with all requirements specified in the ordinance may render this bidder's contract subject to termination pursuant to the conditions expressed therein.

Contractor Performance Evaluation

The quality of the work performed by FIRMS will be monitored in accordance with the Contractor Evaluation Ordinance No. 173018 (Division 10, Chapter 1, Article 13 of the L.A.A.C. and the Rules for the Evaluation of Service Contractors which require Departments to prepare performance evaluations upon completion of all service contracts over \$25,000 and at least three months in duration. The appropriate City personnel responsible for the quality control of the personal services contracts shall submit Contractor Performance Evaluation Reports to the Department of Public Works, Bureau of Contract Administration (BCA), upon completion of the contracts. The critiques are kept on file by the BCA, Special Research and Investigation Section for reference by other City Departments and agencies.

Notice of Intent to Contract and Charter Section 1022 Determination

The required Notification of Intent to Contract form was submitted to the City Administrative Officer (CAO) on July 17, 2017. In compliance with Charter Section 1022, on November 7, 2018, the CAO determined that it was more feasible to utilize consultants to perform this work rather than City employees.

City Attorney Review

The proposed Amendment has been reviewed and approved as-to-form by the City Attorney's Office.

STATUS OF FUNDING

The proposed amendments extend the term of each contract but do not commit the City to any expenditure. Funds will be encumbered on a project-by-project basis from various sources in the individual project or program budgets at the time the specific Task Order proposals are solicited from the FIRMS.

Department of Public Works
Bureau of Engineering
Bureau of Contract Administration
Joint Report No. 2

September 11, 2019
Page 79

The City's liability under this contract shall only be to the extent of the present City appropriation to fund the contract. However, if the City shall appropriate funds for any succeeding years, the City's liability shall to the extent of such appropriation, subject to the terms and conditions of the contract.

(NLD RMK EBO CLS DJW)

Report reviewed by:


BOE (ADM and PAC)

Report prepared by:

Architectural Division

Neil L. Drucker
Interim Division Manager
Phone No. (213) 847-4708

Compliance Review performed
and approved by:




Hannah Choi, Assistant Director
Bureau of Contract Administration


NLD/MN/07-2019-0121.ARC.mel

Questions regarding this
report may be referred to:
Mark Nakata, Senior Management Analyst II
Phone No. (213) 485-4385
E-mail: Mark.Nakata@lacity.org

Respectfully submitted,



Gary Lee Moore, PE, ENV SP
City Engineer
Bureau of Engineering



John L. Reamer, Jr.
Inspector of Public Works
Bureau of Contract Administration

**BOARD OF PUBLIC WORKS
MEMBERS****AURA GARCIA**
PRESIDENT**M. TERESA VILLEGAS**
VICE PRESIDENT**DR. MICHAEL R. DAVIS**
PRESIDENT PRO TEMPORE**VAHID KHORSAND**
COMMISSIONER**SUSANA REYES**
COMMISSIONER**DR. FERNANDO CAMPOS**
EXECUTIVE OFFICER**CITY OF LOS ANGELES**

CALIFORNIA

**KAREN BASS**
MAYOR**DEPARTMENT OF
PUBLIC WORKS****BUREAU OF
ENGINEERING**
TED ALLEN, PE
CITY ENGINEER1149 S. BROADWAY, SUITE 700
LOS ANGELES, CA 90015-2213<http://eng.lacity.org>

June 2, 2023

To All Consultants on the Pre-Qualified On-Call Architectural and Related Professional Services Consultants List

**TASK ORDER SOLICITATION (TOS) NO. 94 FOR THE EL PUEBLO MASTER PLAN
(WORK ORDER NO. E1909106)**

INTRODUCTION:

The City of Los Angeles (City), Department of Public Works, Bureau of Engineering (BOE) is seeking proposals for comprehensive master planning and design consulting services to redevelop the Master Plan for the El Pueblo de Los Angeles Historical Monument (El Pueblo) (Project). The El Pueblo Master Plan will assist in the protection and activation of historic and cultural resources, prioritization of future development goals, identification of the highest and best use for future commercial revenue generating opportunities, and the execution of projects. The BOE seeks to engage a qualified team capable of providing the full range of disciplines and professional consulting services needed. The City intends to contract with one entity (hereinafter referred to as "Consultant") that shall be responsible for administering the entire Project and managing a team of subconsultants. The Consultant and their team shall be able to provide the services as described below.

The total amount payable to the Consultant shall not exceed \$500,000 inclusive of reimbursable expenses of \$20,000, with a performance period of 24 months from the date of issuance of the Notice to Proceed (NTP) by the City for the final updated El Pueblo Master Plan. Interim milestone deliverables will be established in consultation with the City, with the goal of a 16-month timeframe to fully develop the Draft Plan.

PROJECT BACKGROUND AND DESCRIPTION:

Located in proximity to the Tongva-Gabrielino Village believed to be called Yaangna, El Pueblo de la Reina de Los Angeles was founded in 1781 by settlers from New Spain

(modern day Mexico) under orders of the Spanish colonial government. Centered around a civic public plaza, the location of the pueblo shifted several times in the early settlement period of Los Angeles owing to seasonal flooding of the Los Angeles River. By 1815, the pueblo had coalesced around the existing Los Angeles Plaza, anchored by the construction of the Plaza Church (La Iglesia de Nuestra Señora Reina de los Angeles) between 1818-1822. As the oldest surviving settlement site, the Los Angeles Plaza and its surroundings are considered the birthplace and cultural heart of the City and collectively known as El Pueblo de Los Angeles as well as La Placita, the Plaza, or, Placita Olvera.

In 1953, the State of California, in partnership with the County of Los Angeles and the City, began the acquisition of properties in and around the area leading to the establishment of the El Pueblo de Los Angeles State Historic Monument Park. The first in a series of master plans for the area began in 1958, leading to another Master Plan in 1967 as well as, additional development plans and studies.

In 1972, the El Pueblo area was listed on the National Register of Historic Places as the *Los Angeles Plaza Historic District*. The historic district encompasses 22 contributing buildings and sites from a total of 29 resources. Numerous buildings and sites are individually listed on the National Register of Historic Places, California Register of Historical Resources, California Historical Landmarks as well as designated as Historic-Cultural Monuments by the City. As one of the oldest developed sections of the City, the general area of El Pueblo contains significant archeological resources.

The last comprehensive Master Plan developed for El Pueblo was initiated and approved by the State of California Department of Parks and Recreation in 1980 as the *El Pueblo de Los Angeles State Historic Park General Plan* (Attachment No. 1). In 1992 with the enactment of City Ordinance No. 167902, a successor City agency was created to replace the El Pueblo State Historic Park and the California State Park's management of the site with the provision that development and operation of the site conform to the 1980 Master Plan. The City department formed is the existing El Pueblo de Los Angeles Historical Monument Authority and is charged with the powers, duties and functions relative to the operation, management, and control of the district. Originally envisioned as a 44-acre site, the existing City managed El Pueblo district is roughly 22 acres with the general boundaries of Alameda Street, Arcadia Street, Spring Street, and Cesar Chavez Boulevard.

While the 1980 Master Plan has served the State of California and City well in safeguarding the historic district for the last several decades, the master plan is now nearly forty-five (45) years of age and not fully suited to provide long-range planning guidance for the district and address the 21st century needs and realities of El Pueblo.

The objectives for the new El Pueblo Master Plan are centered on guiding new development, appropriate adaptive reuse of existing buildings, reinvigorating the

commercial vitality of retail and dining, expanding meaningful and accessible cultural and educational offerings, and preserving the district's historic scale while linking the area to surrounding cultural districts. The goals include the following:

- 1) Identify current and future commercial assets.
- 2) Identify commercial/housing development opportunities and constraints.
- 3) Update historic assessments and documentation (Historic Structures Reports, Historic Property Surveys) to capture preservation efforts to date and acknowledge any recently revealed cultural fabric.
- 4) Document the completed projects throughout the park.
- 5) Identify options for City Office Space use.
- 6) Develop a Project Implementation Plan that prioritizes all of the identified projects based on the highest and best use for the proposed developments.
 - a) The Project Implementation Plan will consist of feasibility studies for eight (8) identified prioritized projects, identified by El Pueblo and the consulting team which will include a concept design, a planning and code analysis, a rough order of magnitude (ROM) estimate, schedules, a multi-year funding plan, and revenue analysis.
- 7) Include a framework and protocols to initiate public-private development projects between El Pueblo, City Council and interested developers in the Final Master Plan.
- 8) Conduct community outreach and engagement with stakeholders and incorporate the collective information into the draft and final community engagement plan, as noted in the Scope and Deliverables section.
 - a) Develop inclusive and equitable community outreach protocol for future projects.
- 9) Develop a plan to strengthen pedestrian and public transportation circulation to the adjacent communities and municipal entities such as, but not limited to the adjacent Metro Project and the Downtown Los Angeles Community Plan update. See Scope and Deliverables section below.

Parking Lots:

Five (5) City parking lots are located in the district and are designated for patron and staff usage (Attachment No. 2). While the parking lots are key income generating entities for El Pueblo, their singular usage does not represent the best and highest use of the space within this dense urban community. As noted above, one of the goals of the Master Plan is to guide the development of commercial, institutional, and/or housing developments that will increase the parking revenue, while concurrently developing other income streams from the leasing of commercial/housing developments. The analysis for each parking lot shall include, programming options, concept designs, a rough order of magnitude estimates, and an income analysis that details the proposed parking revenue increase, impacts to the revenue during construction, and estimated housing/ commercial income over the lifespan of the proposed development to achieve the best and highest use for each lot.

Commercial Assets:

The majority of the district's commercial assets are aligned along Main Street and Olvera Street. The Main Street locations offer visibility to patrons that circulate through the park in vehicles, while the Olvera Street locations are centered on pedestrian traffic for patrons typically visiting the district. Consulting teams selected for the Project will be tasked with analyzing the commercial asset locations and vacant space, and provide recommendations on how to increase revenue. The recommendations should include a ROM cost to complete those projects. The more prominent and lucrative sites will be chosen for further detailed development of budgets and revenue analysis.

Municipal Assets:

The City Civic Center includes the El Pueblo district and has been identified as a possible location to accommodate City staff space for typical office usage. The Consultant will be tasked with analyzing the available space and preparing a report that identifies space for City Office usage, an ROM budget and a Project schedule to develop the identified spaces.

Project Implementation Plan:

In order to create a master plan for the rehabilitation of the El Pueblo, an implementation plan needs to be developed to sensibly guide future development based on the preservation needs of the park, project costs, and revenue generation.

The implementation plan will document the needs for all of the proposed projects in the district, and the City will designate eight (8) projects that will be developed further. The plan will identify short-, medium- and long-term goals, so that the City may implement them as funding becomes available. The Consultant's analysis for the chosen projects will incorporate possible programming options, concept designs, a rough order of magnitude estimate, and a revenue generation analysis that details the proposed parking revenue increase, impacts to the revenue during construction, and estimated parking/housing/commercial income over the lifespan of the proposed development. In order to ensure that a variety of projects can be accomplished, the plan shall include small, medium, and large scaled projects.

Cultural Assets:

Preservation of historically and culturally significant resources within the district remains the core concept of the Master Plan/ Vision Plan. The new Master Plan should build upon the California State Park 1980 General Plan in identifying and protecting historic resources throughout the district. The Consultant's scope will also include updating the plan to document elements that have recently received a preservation treatment and recently identified historic fabric and information that was not available for documentation in 1981. See the attached General Plan (Attachment No. 1).

Pedestrian and Vehicular Circulation:

Continuous redevelopment in and around the district has altered the pedestrian traffic at this historic campus. The selected Consultant will need to analyze the current pedestrian and automotive traffic and provide recommendations that will increase traffic to the current and proposed commercial and municipal assets. The plan should identify opportunities and solutions to strengthen the connections to the Civic Center, residential developments, adjacent historic and cultural districts, and transportation hubs. The plan should also recommend edge treatments at the district perimeter to delineate the district, as well as signage to increase its visibility and subsequently increase the viability of commercial entities within the district.

Community Engagement Program:

Founded on the traditional lands of the Tongva-Gabrielino and with nearly 250 years of settlement history, El Pueblo encompasses incredibly complex intersecting layers of social and cultural history in which all communities are reflected.

This cultural heritage requires significant and meaningful community engagement to ensure thoughtful engagement with all communities and stakeholders.

The selected Consultant will be tasked with developing and implementing a community engagement program with direct assistance from the City. The plan should accommodate a minimum of 14 community meetings and or public presentations to engage all communities as well as more immediate stakeholders such as Olvera Street merchants, cultural organizations located within the district, the City and the El Pueblo Board of Commissioners.

SCOPE OF SERVICES / DELIVERABLES:

The Consultant shall perform the following items of work for the delivery of the Project. The BOE is looking for a Master Plan Consultant team with the ability to achieve the following objectives. The detailed scope of work can be seen in Tasks I through VI included below.

- a. Assemble a comprehensive team of expert professionals for the execution of the El Pueblo de Los Angeles Historical Monument Master Plan, as described in this TOS.
- b. Coordinate all subconsultant services needed to complete the work and allow sufficient time to review and correct the work of subconsultants prior to submission of the deliverables. All meetings that the Consultant is required to attend should also include subconsultants as appropriate.
- c. Provide an experienced Project Manager who will oversee the Consultant team on a day-to-day basis for the duration of the task, and who will coordinate closely with the BOE Project Manager.
- d. Coordinate all work activities with the BOE Project Manager, which include but are not limited to: coordination of all meetings; preparation of meeting materials and

meeting minutes; organization of deliverables; identification of issues; providing recommendations on solutions to issues that arise; providing sufficient consultant resources; management of subconsultants; following the BOE Project Manager's direction; providing feedback, and coordination of all other matters related to the development of the Master Plan and all of the components outlined here.

- e. Attend coordination meetings anticipated to occur bi-weekly with the BOE Project Management team and the City staff coordination team.
- f. Expert facilitation of the public meeting process.
- g. Coordinate and facilitate community meetings.
- h. Develop a Community Engagement Program. Work with the BOE to update and maintain a Project website. Prepare Project information sheets, proper public meeting notifications, and other informational public materials as required. Prepare public presentations, renderings, physical models, digital flythroughs, graphics and presentation materials for community meetings in collaboration with the BOE Project Manager.
- i. Management of the stakeholder and community information and input process, including public meetings, surveys, on-line communications, press releases, and the creation and maintenance of the Project website.
- j. Formulation of and completion of appropriate technical studies, and visual and design studies, Project budgets, and analyses required to support the new Master Plan process and to support the conclusions that result from the work.
- k. Production of graphs, renderings, site plans, models, flythroughs and other physical, visual and graphic material that can be used to explain the process and the conclusions to the public and to policy makers.
- l. Development of the Master Plan in draft and final form, with associated visuals and a final comprehensive list of reference documents and work products. A final visual Master Plan presentation must also be created. The final Master Plan document should be print ready and also formatted to be effectively posted on the Project website.
- m. Submit monthly progress reports (actual work vs. planned work), in accordance with the work plan and schedule. Update the work plan and schedule as needed.
- n. Provide live files for all documentation in electronic format for each deliverable.

The Consultant shall complete the following tasks and deliverables for the Master Plan in addition to the items listed above. The Consultant shall work with the BOE to schedule these tasks, and it is anticipated that there will be overlaps to the tasks in order to achieve a full Draft Master Plan in 14 months.

1. Task I: Project Initiation

- a. Meet with the City Project team to develop and finalize a detailed work plan to complete the Master Plan, which at a minimum will describe the tasks to be performed, establish required meetings and presentations, and clarify roles and responsibilities of both City staff and Consultant team.

- b. Develop and maintain a Microsoft Project work schedule for the delivery of Plan process that consists of:
 - Tasks to be performed
 - Durations
 - Start and end dates
 - Task relationships
 - All significant tasks such as workshops, reviews, community presentations, preparation of a Draft Master Plan, completion of the Final Plan, etc. shall be included in the work schedule.
- c. Deliverables:
 - Meeting minutes
 - Work plan and Project schedule
 - Draft Community Engagement Program

2. Task II: Research, Analysis, Agency Input and Input from Organized Stakeholder Groups

- a. Acquire, analyze, validate, and describe all existing information related to the Project and the Project site. This includes all relevant documents as listed in the attachments, as well as any other past studies and planning documents related to the district that the Consultant identifies.
- b. Perform field site reviews and investigations, including walk-throughs with staff members most knowledgeable about the maintenance, operations, condition and use of the various site components.
- c. Conduct meetings and/or interviews with El Pueblo staff, El Pueblo Board of Commissioners, Olvera Street merchants, organizations and agencies located within the district, as well as government, non-profit and public representatives such as Council District 14, Mayor's Office, City Planning, Recreation and Parks (RAP), LA Sanitation and Environment (LASAN), Los Angeles Department of Transportation (LADOT), Metro, the LA28 Committee, County of Los Angeles, Archdiocese of Los Angeles, United Methodist Church, and other organized stakeholder groups that operate in and around the district.

This data should be systematically collected and collated using a standard survey document which could also be distributed digitally for feedback from additional groups not interviewed in person.

- d. After an initial review of background data, existing site conditions, and initial outreach to stakeholders and elected officials, one of the first tasks for the selected Consultant shall be to draft and vet a detailed and topically organized list of the Master Plan objectives, and using this, to refine the detailed scope of work delivery schedule.
- e. Convene additional meetings with public stakeholder groups that will provide more feedback and direction throughout the process. Review, confirm and/or recommend modifications to the Master Plan design objectives based upon this input. External stakeholders include but are not necessarily limited to: Neighborhood Councils, homeowner associations, residents, nearby businesses, other organized groups in the area, and other interested City residents with an interest in the Project. This should include communities that are immediately adjacent to the Historic Park , and other community groups in the downtown area. A partial list of community groups is listed below.
 - 1. El Pueblo Park Association
 - 2. Chinese American Stakeholder groups
 - 3. Chinese America Museum
 - 4. Chinese Historical Society
 - 5. Italian Hall Foundation
 - 6. Los Angeles Conservancy
 - 7. Catholic Church - Local
 - 8. Methodist Church - Local
 - 9. El Pueblo Commission
 - 10. Native American stakeholder groups
 - 11. Neighborhood Council
 - 12. Union Station facilities
 - 13. Latino American Stakeholder Groups
 - 14. Los Angeles Unified School District (LAUSD)/Local Charter Schools
 - 15. Academic entities (Loyola Marymount University (LMU), Huntington - Huntington-University of Southern California (USC) Institute on California and the West (ICW), Seaver Center for Western History Research, Natural History Museum)
- f. Identify governmental agencies which have regulatory jurisdiction over any future alteration within the Project boundaries. Document and integrate the known developments into the Master Plan, as well

as the procedures and challenges that need to be addressed to facilitate the implementation of the Master Plan.

- g. Evaluate the condition of the existing Historic Park structures and provide recommendations for rehabilitation to increase the programmatic, aesthetic, and environmental quality of the El Pueblo de Los Angeles Historic Park.
- h. Identify potential environmental constraints and describe potential mitigations for the environmental clearances that will be required to execute projects.
- i. Utilities
 - Perform a preliminary utility and infrastructure survey. Utilities and infrastructure elements may consist of, but are not limited to, the following: Los Angeles Department of Water and Power (LADWP) Potable Water lines; LADWP Electric lines; LADWP Recycled Water lines; Bureau of Street Lighting (BSL) poles; SoCal Gas lines; SoCal Edison lines; Telecommunication lines; LASAN's Sewer and Storm Drain lines; and any other utility and infrastructure elements that exist in the Historic Park.
 - Identify challenges needed to upgrade the utilities to meet the goals of the Master Plan.
- j. Deliverables:
 - Summary of meeting notes. Consolidation and analysis of information gathered from the digital survey.
 - Draft and final versions of Research and Analysis Findings.
 - Draft updated Historic Property Survey - This scope consists of updating the existing 2015 Historic Property Survey for the Campus.
 - Draft list of proposed municipal and commercial assets identified for further development in the implementation plan (developed with the El Pueblo Team).
 - Submit monthly progress reports (actual work vs. planned work), in accordance with the work plan and schedule. Update the work plan and schedule as needed.

3. Task III: Community Outreach and Public Participation

- a. Planning and Design Workshops: The Consultant shall prepare and conduct a community design input process that will allow for the maximum public participation through a variety of strategies, including but not limited to: stakeholder design meetings; public

design workshops; focus groups; and social media design posts at major milestones and as required throughout the planning process to gain stakeholder and community insight and opinions on the design work completed to date and to adjust priorities. It is estimated that a minimum of fourteen (14) community meetings/ public presentations, which include six (6) community design workshop meetings, four (4) large community meetings and four (4) presentations to Government Committees with authority over the Project shall be conducted.

- b. The Consultant shall prepare presentation materials for these meetings, present at these meetings, prepare ancillary Project information sheets and Project briefings with maps and renderings, disseminate proper public meeting notifications, and manage public communications, including building on the BOE's e-mail list and creating a physical mailing list for outreach and required notifications in coordination with the BOE. The Consultant shall make clear input requests of the public, formulate and distribute questionnaires as needed, and prepare and circulate meeting summaries. These public meetings will offer design guidance and local expertise, but final direction will come exclusively from the BOE's Project Manager.
- c. Translation: Translate key public information documents into Spanish, with the option of an additional three (3) languages for translation of key documents. Provide Spanish language translators for each large and small community meeting, with the option of adding translators for three (3) other languages.
- d. Surveys: Solicit community input using web surveys and paper surveys that will solicit responses to strengthen the pedestrian connections, address community needs, and increase the park's identity. These surveys must be structured to be statistically representative and inclusive and should offer options for English, Spanish, Mandarin, and Japanese.
- e. Project Website: The Consultant shall develop and maintain a Project website that provides information and updates about the Project, a feedback section, and opportunities to get involved with the Project. The Project website will be accessed through the BOE website, and the Consultant shall coordinate with the BOE to establish this link. The Consultant shall upload approved Project related public information to maintain a current website for visitors.

The website should include options to translate the information into English, Spanish, Mandarin, and Japanese.

- f. Community Outreach and Public Participation Goals: The community outreach process should seek to achieve the following:
 - Educate the public about the Master Plan goals and objectives and the results of initial findings including constraints, opportunities, and challenges.
 - Inform neighboring communities of the opportunities to participate in workshops and community meetings designed to solicit their input.
 - Inform neighboring communities of the opportunities to provide input on various platforms, including but not limited to, social media, email surveys, and web portals.
 - Provide opportunities for input on current Project conditions, desirable amenities, activity adjacencies, etc.
 - Plan for hybrid public meetings – all online or online and in person.
 - Solicit and obtain valuable input to be implemented into the Master Plan.
- g. Technical Advisory Committee Meetings: The Consultant shall coordinate and present at up to three (3) Technical Advisory Committee (TAC) meetings. The TAC will be comprised of other technical agencies and organizations having jurisdiction and oversight of this Project, as well as local, state and national funding agencies, who will be able to provide guidance and support throughout the planning process.
- h. Deliverables:
 - Finalized work plan detailing the community outreach strategy and timeline.
 - Establish the website, comment portal, and social media platform sites that will be utilized to solicit community input.
 - Conduct community meetings to inform the public about the Project and the community input platforms, and solicit stakeholder input.
 - All presentation, written, graphic and social media materials.
 - Detailed written summary of community and public input and survey results and all other records (i.e. sign-in sheets, meetings, notes and/or video recordings).

4. Task IV: Development Options

- a. Utilizing input from the City and El Pueblo staff, the Consultant shall develop two Master Plan alternatives that address the goals of the Master Plan as identified in Project Background and Description section of this TOS.
- b. Based on research and analysis findings, technical advisory input, and community outreach, the Consultant shall develop two (2) Master Plan alternatives that address the goals of the Master Plan as identified in the Project Background and Description section of this TOS. The draft plan will be submitted for review by internal and external stakeholders. The Master Plan alternatives should:
 - Anticipate phased implementation of the Master Plan.
 - Incorporate the twelve (12) projects identified by the City.
 - Provide a clear understanding on how to achieve build out of key Master Plan components and pedestrian traffic improvements in time for the 2028 Olympics.
- c. For each identified project within the Master Plan, the Consultant shall, at a minimum, include:
 - An analysis of the opportunities and constraints of the Historic Park site.
 - Analysis of proposed projects that are in response to needs identified and criteria used.
 - Order of magnitude project cost estimates.
 - Likely phasing of implementation of the project.
 - Current and proposed uses for each structure within the Historic Park.
 - The strategy for pedestrian and vehicular circulation, and the siting of new or relocated commercial entities within the park.
 - The strategy for neighborhood and community interface and connectivity.
 - Design criteria for the Historical Preservation approach to be used for the identified project, including building materials, lighting, signage, furniture, plant materials, etc.
 - Other considerations identified by community members and other interested parties.
- d. The Consultant shall use physical models, renderings, digital models, fly-throughs and other visual tools to adequately represent the Master Plan alternatives.
- e. The Master Plan options will be presented in public forums and will be posted on the Project web site.

- f. Based on overall feedback, a final Master Plan will be developed, presented in public forums, and circulated through the various online Project platforms. Again, appropriate visual tools must be used to adequately articulate the details of the Master Plan to the public.
- g. Sustainability
 - Determine applicable sustainability approaches to meet, address, and/or design all requirements and aspects related to the Project, which are consistent with the City's goals for sustainability and passive energy generation. This includes consideration of energy and water-efficient practices and products.
- h. Deliverables, at a minimum, include:
 - Context analysis drawings, design logic drawings, site plans, sections, 3-dimensional drawings, renderings or any other graphic materials needed to convey the Master Plan alternatives to both internal and external audiences.
 - Boundary and Site Drawings/ renderings
 - Historic Preservation:
 - Draft updated Historic Building Survey of all structures within the park
 - Brief narrative descriptions of any proposed new design features, of potential recreational and environmental improvements, including their purpose and function.
 - Written comments from internal/external reviews
 - Presentations to staff of the City's formal review boards as required to solicit comments and feedback.
 - Presentation of schematic alternatives to stakeholders and documentation of feedback.
 - Identification of permitting requirements for the proposed scenario features.
 - Preparation of conceptual Project cost estimates and cost benefit analyses for each alternative, as well as summaries of the advantages and disadvantages of each alternative. This must include utilities. Identify and provide cost estimates for utility relocation and identify any new easements that may be required for utility relocations, and drainage areas. Perform a drainage concept study for each design alternative in comparison with the existing drainage patterns and facilities, including determination of type and cost of changing drainage patterns.

- Preliminary estimated Project costs should be organized to help secure funding for final design, engineering, construction and Project management, and should consider phased funding.
- All written and graphic materials needed to conduct presentations.
- Monthly progress reports (actual work vs. planned work), in accordance with the work plan and schedule. Update the work plan and schedule as needed.

5. Task V: Master Plan Document

Using the materials developed during the process, develop a Draft Master Plan document with all associated reference documents that explain the process of developing the Master Plan, including a statement of the conceptual framework to update the establish the new Master Plan, and a clear description of Master Plan concept.

a. Deliverables:

- Six (6) hard bound copies, one (1) electronic, print ready copy of the Draft Master Plan Report, and a web version of the Draft Master Plan, including all site plans, colored renderings, sections and elevation drawings; diagrams; photographs; research and analysis findings; summary of strategies utilized and comments obtained during the Community Outreach and Public Participation process; descriptions of all Vision Plan features; a proposed phasing plan, a draft itemized Project construction cost estimate by the phases of development; and itemized maintenance and/or operations costs for any new feature.
- Three (3) presentations by the Consultant of the Draft Master Plan to combined City entities with representatives from other agencies involved in the Project.
- Presentation by the Consultant of the Draft Master Plan to the public in two separate forums.
- All written, graphic, and digital materials needed to conduct presentations of the Draft Master Plan.
- Any other written, graphic or digital materials needed to explain the Draft Master Plan.

6. Task VI: Final Master Plan Document and Collateral Materials

Based upon comments and feedback on the Draft Master Plan, develop the Final Master Plan document and collateral materials, which must, at a minimum, include the information noted below:

- a. A written, print-ready and web-ready report that addresses the objectives outlined in this TOS and objectives identified during the Master Plan process. Appropriate plans, drawings, diagrams and graphics must be included to adequately represent the final Master Plan design, the underlying analytic work, and the implementation strategy.
- b. Create a digital 3-dimensional model to illustrate the Final Master Plan design, and the various development options.
- c. Deliverables:
 - Six (6) hard bound copies, one (1) electronic, print ready copy and a web ready version of the Final Master Plan Report, including all site plans, colored renderings, sections and elevations drawings; diagrams; photographs; research and analysis findings; summary of strategies utilized and comments obtained during the Community Outreach and Public Participation processes; descriptions of all the Master Plan features; a final itemized Project cost estimate by phases of development; itemized maintenance and/or operations costs for any new feature; and recommendations for phased development.
 - Colored renderings and diagrams of the final Master Plan for in-person presentation purposes or displays in a large, hard copy and digital format, that can be printed on multiple sheets lined up in sequence mounted to boards.
 - Digital presentation materials to be used for the City's formal review committees, various City Boards, appropriate City policy committees, Council offices, Mayor's office, and others as required.
 - Presentation by the Consultant of the Final Master Plan to the Mayor's Office, City Council District 6, the Board of Public Works, the Board of Recreation and Parks, the Army Corps of Engineers, the Santa Monica Mountains Recreation and Conservation Authority Board, LA 28, full City Council and appropriate City Council Committees, for review and/or approval. The BOE will work with the Consultant to combine these presentations where feasible.
 - Presentation by the Consultant of the Final Master Plan to the public in two separate forums.
 - Any other written, graphic and digital materials needed to conduct presentations.

NOTE:

The conceptual Master Plan will be reviewed in the bi-weekly meetings with the BOE, the clients, and all agencies having jurisdiction over the Project. Once the initial concept master plan is reviewed by the BOE, the comments will be forwarded to the Consultant.

TOS RESPONSE REQUIREMENTS:

The format for the TOS response must be bound copies on vertically oriented 8 ½" x 11" size sheets, with fold out sheets that are 11" x 17" permitted, and in a digital PDF format. The responses shall not exceed 40 pages of text (excluding the appendix).

TOS Responses shall be submitted as follows:

- Two (2) originals of the TOS Response to be bound and be submitted to:

Steven Fierce, AIA, Principal Architect
Bureau of Engineering, Architectural Division
1149 South Broadway, Suite 830
Los Angeles, CA 90015
Attention: Ohaji. K. Abdallah, Prop K Program Manager
E-mail: Ohaji.abdallah@lacity.org

- A digital/electronic copy of the TOS Response shall be submitted digitally as a PDF transmittal by e-mail to Ohaji.abdallah@lacity.org

Bound TOS Responses shall include the following organized as noted below:

- Section 1 Cover Letter:** One-page general statement on team composition and qualifications, and name, address, email, and telephone number for the Consultant's single point of contact.
- Section 2 Project Understanding:** Explain your team's overall approach to the work. The City will focus 1) on the Consultant's demonstrated understanding of the task and the challenges, 2) on creative and innovative suggestions for an inclusive process of design and planning based on the City's stated goals, 3) on the approach to enhancing and preserving the Historic Park, 4) on the approach to improving access to and movement through the Historic Park, 5) on the approach to enhance the commercial and retail value of the Historic Park, and other goals articulated above.
- Section 3 Related Experience:** Describe three (3) similar projects that key members of your team have recently completed where the team members were personally involved, and how it relates to the Master

Plan. Projects by the offices in which the team members work or previously worked where the staff proposed for this TOS were not personally involved will not be considered. Include the project name; a brief project description including explanatory visuals; the project location; the scope of work done on the referenced project by the team member(s) who worked on the referenced project and who is (are) proposed for this TOS; the total project consulting fee and if applicable, total project construction cost; revenue generated as a result of the Master Plan, the year or years of completion of the project elements (conceptual design, design, and construction); and client references with name, phone number, and email address for an individual or individuals who personally worked with the team member on the referenced project.

Section 4 Project Team, Project Schedule, and Fee Proposal: Provide a Project team organization chart and describe background, roles and responsibilities of key team members. Provide information on Minority Business Enterprise (MBE)/Women Business Enterprise (WBE)/Small Business Enterprise (SBE)/Emerging Business Enterprise (EBE)/Disabled Veterans Business Enterprise (DVBE)/Other Business Enterprise (OBE) subconsultant involvement. Resumes of those who will work on the project should be included in the Appendix.

Provide a detailed scope of work and an associated schedule which expands and develops the scope of work described in this TOS. The schedule should indicate the Consultant's approach to completing the Master Plan as efficiently as possible, including milestones that could facilitate the implementation of changes to the Historic Park by the 2028 Olympics. Indicate how the Consultant proposes to complete the Draft Master Plan in 16 months.

Provide a Detailed Fee Proposal in the format the City has requested (Attachment 2). The total fee cannot exceed the not-to-exceed amount noted above. Reimbursable expenses shall include costs for travel, printing, and reproduction, and fixed cost will be pre-printed indicated within the Fee Proposal.

Appendix Team member resumes for each member of the Consultant team, and a Non-Collusion Affidavit.

The TOS Responses shall be transmitted no later than **July 14, 2023 at 3:00pm.**

SELECTION CRITERIA:

The BOE staff will numerically score the proposals based on the criteria noted below. If interviews are held, a combined final score for the proposals and the interviews for the teams who interview will also be based on the criteria noted below.

	Evaluation Criteria	
A	Demonstrated expertise and experience of the team members on similar master plan projects or related projects.	25
B	Demonstrated design excellence on projects of a similar nature and scope by the key team design members.	25
C	Demonstrated expertise in historical preservation design, and master planning of improvements at historic campuses.	15
D	Qualifications and abilities of the Project Manager.	10
E	Qualifications of the individual(s) identified as the lead for public meeting facilitation.	10
F	Project schedule and value to the City of the proposal.	10
G	Work plan approach as described in the proposal.	5
	Total	100

ESTIMATED PROJECT SCHEDULE:

Milestones (Per Section/Phase)

Durations

- Issue TOS 6/2/2023
- Pre-Submission Meeting 6/15/2023
- Last Day to receive Questions Regarding the Proposal 6/22/2023
- Issuance of addendum to address questions 6/29/2023
- Receive Solicitation Responses 7/14/2023
- Notify Qualifying Candidates for an Interview 7/28/2023
- Interviews 8/3/2023 to 8/11/2023
- Consultant Selection and Negotiation 8/11/2023 to 8/25/2023
- Board Approval and Issue NTP TBD
- 50%Draft Master Plan Completion 4 Months
- 50% Implementation Plan Completion 4 Months
- 100% Implementation Plan Completion 4 Months
- Draft Master Plan Completion 4 Months
- Final Draft of Master Completion 4 Months
- Final Adopted Master Plan Completion 4 Months

SERVICES AND FEE PROPOSALS:

The Consultant shall submit the fee proposal for each of the Project phases noted under the Scope of Services / Deliverables section and itemize your fees accordingly, in the

“Cost Fee Proposal” included in Attachment No. 2. Your fee quotation shall include, but not be limited to, the disciplines noted below:

At a minimum, the Consultant and their team shall be able to provide the following services as part of the prime Consultant’s staff or using specialty subconsultants, with the anticipation that an individual team member can fulfill multiple disciplinary services.

1. Experienced Project Management
2. Open Space Master Planning
3. Urban Planning and Design
4. Civil Engineering/Utility Engineering
5. Landscape Architecture
6. Traffic Engineering
7. Commercial and Retail Facility Planning and Design
8. Historic Preservation Documentation
9. Expert Meeting Facilitation
10. Community Engagement and Public Relations
11. Written and Spoken Language Translation from English to Spanish and Access to Translation for Three (3) Other Languages as An Optional Task
12. Familiarity with the City Neighborhood Councils, Community Groups in Downtown Los Angeles, and Interested Non-Profit Organizations
13. Project Web Site Development and Maintenance (within duration of the project)
14. Architecture
15. Structural Engineering
16. Mechanical Engineering
17. Electrical Engineering
18. Project Level Cost Estimating
19. Sustainability Design
20. Project Phasing, Scheduling and Construction Sequencing
21. Recommendations on future California Environmental Quality Act (CEQA) and National Environmental Policy Act (NEPA) Clearances
22. Expertise in assembling a comprehensive Master Plan document and all supporting materials.

This TOS is not an authorization to start work. A NTP will be issued to authorize the start of work when the Consultant has been selected and their fee proposal has been accepted.

The requested fee proposal shall be prepared in accordance with the terms and conditions of your executed contract.

The fee proposal shall outline the costs per phase for each design service and each discipline, as well as an estimated cost for reimbursable expenses (Attachment No. 2).

The Consultant shall submit the names and resumes of their proposed subconsultants including the Business Inclusion Program’s Schedule B Task Work Order List of Subconsultants (Attachment No. 3).

The Consultant shall be required to submit the required invoices for the Project on the BOE's standard Pay Request forms. A sample will be provided when the NTP is issued.

COMPENSATION SCHEDULE AND PAYMENT MILESTONES:

The Consultant shall be compensated based on the satisfactory completion of each of the Project milestones indicated below. A final payment schedule will be issued to the selected Consultant based on the final approved fee proposal.

Consultant Payment Schedule:

1. 25% completion of Master Plan Work Products
2. 50% completion of Master Plan Work Products
3. 75% completion of Master Plan Work Products
4. 100% completion of Master Plan Work Products

PRIME CONSULTANT NAME

Address: [Insert Company Address]

Contact: [Insert Contact Name]

[Insert Contact Phone Number]

[Insert Contact Email]

TOS NO.:

Business Inclusion Program (BIP)											
NO	DESCRIPTION OF SERVICES/DISCIPLINE <i>List all specific and specialty services/disciplines</i>	FIRM <i>May be listed more than once if performing multiple services</i>	<i>List all that apply</i>		Participation Rate %	FEES					
			MBE/ WBE	SBE/ EBE/ DVBE/ OBE		PD/SD	DD	CD	Bid & Award	Post Construction	TOTAL
1											\$ -
2											\$ -
3											\$ -
4											\$ -
5											\$ -
6											\$ -
7											\$ -
8											\$ -
9											\$ -
10											\$ -
11											\$ -
12											\$ -
13											\$ -
14											\$ -
15											\$ -
SUBTOTALS BY TASK						\$ -	\$ -	\$ -	\$ -	\$ -	\$ -
REIMBURSABLE EXPENSES											
GRAND TOTAL											\$ -

BUSINESS INCLUSION PROGRAM (MBE, WBE, SBE, EBE, DVBE, OBE) REQUIREMENTS:

It is the policy of the City to provide MBE, WBE, SBE, EBE, DVBE, and OBE an equal opportunity to participate in the performance of City Contracts as subconsultants. To maximize this participation, the City implemented the Business Inclusion Program (BIP).

The BIP requires City departments to set anticipated participation levels based on the opportunities presented in their advertised TOS, and each Consultant shall assist the City in implementing this policy by taking all reasonable steps to ensure that all available business enterprises, including MBE, WBE, SBE, EBE, DVBE, and OBE have an equal opportunity to compete for and participate in City contracts.

The anticipated participation levels for this Project for subconsultants are **18%** percent MBE, **4%** percent WBE, **25%** percent SBE, **8%** percent EBE and **3%** percent DVBE. Only firms certified with certifying agencies acceptable to the City will be recognized and counted toward the pledged participation levels. Note that it is the City policy that a firm can be counted in all eligible certification categories, except a firm can only be counted as either MBE or WBE, but not both.

The Prime Consultants responding to this TOS have established Schedule “A” documents in their contracts. In the event that the Consultant is including in the proposal new subconsultants not previously listed in the Schedule A of their contract, the Consultant shall first conduct outreach in accordance with the contract's Business Inclusion Program.

Prior to the final negotiation of this Task Order, the selected Consultant shall be asked to submit documentation supporting outreach efforts undertaken to potential subconsultants and evaluation of selected subconsultants, for all proposed subconsultants for the Project not previously listed in the established Schedule A of the Consultant's contract.

INSURANCE REQUIREMENTS:

Insurance policies must be current and on file with the Office of the City Administrative Officer (CAO) Risk Management when the Task Order is awarded to the selected Pre-Qualified On-Call Consultant. Work cannot commence or continue if the proper proof of insurance is not on file with the CAO. Also, invoices will not be paid if the proper proof of insurance forms are not on file with the CAO.

NON-COLLUSION AFFIDAVIT:

A Non-Collusion Affidavit (Attachment No. 4) must be signed and submitted with your proposal.

COVID-19 VACCINATION REQUIREMENTS:

Employees of Contractor and/or persons working on its behalf, including, but not limited to, subcontractors (collectively, “Contractor Personnel”) must be fully vaccinated against the novel coronavirus 2019 (“COVID-19”) prior to (1) interacting in person with City employees, contractors, or volunteers, (2) working on City property while performing services under this Agreement, and/or (3) coming into contact with the public while performing services under this Agreement (collectively, “In-Person Services”). “Fully vaccinated” means that 14 or more days have passed since Contractor Personnel has

received the final dose of a two-dose COVID-19 vaccine series (Moderna or Pfizer-BioNTech) or a single dose of a one-dose COVID-19 vaccine (Johnson & Johnson/Janssen) and all booster doses recommended by the Centers for Disease Control and Prevention. Prior to assigning Contractor Personnel to perform In-Person Services, Contractor shall obtain proof that such Contractor Personnel has been fully vaccinated. The contractor shall retain such proof for the document retention period set forth in this Agreement. The contractor shall grant medical or religious exemptions to Contractor Personnel as required by law.

PROJECT MANAGER:

All questions and written notices shall be forwarded to the Project Manager:

Ohaji. K. Abdallah, Prop K Program Manager
Bureau of Engineering, Architectural Division
1149 South Broadway, Suite 830
Los Angeles, CA 90015
E-mail: Ohaji.abdallah@lacity.org

DISCLAIMER:

The BOE may or may not decide to award any or part of this Task Order in one or multiple NTPs based on its sole convenience and shall not be responsible for any solicitation response costs. Furthermore, the schedule of any or part of this Task Order is dependent on the availability of funding and can be postponed at any time.

The BOE reserves the right to award none, some, or all parts of the proposal to the selected Consultant, as well as reserves the right to reject any and all proposals.

Furthermore, the BOE reserves the right to issue additional TOSs, if necessary, to complete parts of the scope of work, and work that may logically follow the work of this TOS.

PRE-SUBMISSION MEETING:

The City will conduct a non-mandatory pre-submission virtual meeting for this TOS at the following date and time:

- Pre-Submission Meeting: **June 15, 2023** at 10:00 a.m.

Participants shall RSVP no later than 12:00 PM June 12, 2023 by emailing Ohaji.abdallah@lacity.org with the following information:

- 1) Participant Name
- 2) Participant Position

- 3) Company Name
- 4) Phone Number
- 5) Email Address

A link to the virtual meeting will be replied back to the email address provided along with the meeting reservation confirmation.

Sincerely,

Steven Fierce, AIA
Principal Architect
Architectural Division

LIST OF ATTACHMENTS:

1. El Pueblo General Plan
2. Sample Consultant Fee Proposal Spreadsheet
3. Schedule B
4. Non-Collusion Affidavit

RIOS

Address: 3101 W. Exposition Pl, Los Angeles, CA 90018
Contact: Sabina Cheng, Studio Director
323. 785. 1891 sabina@rios.com

Date: 11-10-2023

IOS NO:

94 (El Pueblo Master Plan)

Master Plan

Business Inclusion Program (BIP)				FEES		
List all that apply				Reimbursables	Total	
NO	DESCRIPTION OF SERVICES / DISCIPLINE	FIRM	MBE / WBE / SBE / EBE / DVBE / OBE	Base Master Plan Fee		
1	Master planning	RIOS	n/a	\$220,000	\$5,500	\$225,500
2	Historic preservation documentation	Historic Resources Group	WBE	\$90,000	\$550	\$90,550
3	Civil engineering	PSOMAS	n/a	\$14,300	\$550	\$14,850
4	Expert public engagement and facilitation	Arellano Associates	MBE, WBE	\$62,612	\$2,530	\$65,142
SUBTOTALS BY TASK				\$386,912	\$9,130	\$396,042
5	Structural engineering allowance (T&M)	Nabih Youssef Associates	n/a	\$22,000	\$550	\$22,550
6	MEP engineering allowance (T&M)	Buro Happold	n/a	\$16,500	\$550	\$17,050
7	Project Economics Review allowance (T&M)	Economic & Planning Systems	n/a	\$16,500	\$550	\$17,050
SUBTOTALS BY TASK				\$441,912	\$10,780	\$452,692

MOTION

El Pueblo de Los Angeles Historical Monument is the birthplace of our city and a destination for both residents and visitors. The world-renowned 22-acre historic district reflects the diverse communities that together forged Los Angeles. As home to world-famous Olvera Street, the district uniquely integrates museums, historical sites, retail, restaurants, events, and filming. As expressed in their mission statement, El Pueblo, "promotes, safeguards, and preserves the City's Birthplace, and culturally diverse heritage through the effective management of its commercial and historical resources and events."


El Pueblo is currently working with the Bureau of Engineering (BOE) to develop a master plan to replace the outdated 1981 General Plan. The El Pueblo de Los Angeles Executive Management Team and Council District 14 have developed a vision for the El Pueblo Master Plan which will assist in the protection and activation of historic and cultural resources, prioritization of future development goals, identification of the highest and best use for future commercial revenue generating opportunities, and the execution of projects.

The scope of work will be implemented in two major components: The Master Plan and the Project Implementation Plan. The objectives for the new El Pueblo Master Plan are centered on guiding new development, appropriate adaptive reuse of existing buildings, reinvigorating the commercial vitality of retail and dining, expanding meaningful and accessible cultural and educational offerings, and preserving the district's historic scale while linking the area to surrounding cultural districts.

The Bureau of Engineering (BOE) has solicited a Task Order Solicitation (TOS), scored proposals, negotiated the fees, and developed a recommendation for the TOS award of the Master Plan portion of the scope of work. An appropriation of \$500,000 from the BOE's MICLA Fund is required to fund the consultant services needed for the development of the El Pueblo Master Plan. The transfer of funds, as noted below, will give the BOE access to funding needed for the Master Plan, and will subsequently allow for the Board of Public Works to consider the BOE's TOS award recommendation. There is no General Fund impact on operations and maintenance as this is an administrative action.

I THEREFORE MOVE that the Council, subject to the approval of the Mayor,

1. Approve the transfer of \$500,000 from the El Pueblo Fund to the Engineering Special Services Fund as noted below, for consultant services for the El Pueblo Master Plan.


JAN 24 2024


<u>Funding Source</u>	<u>Fund/ Dept/ Account</u>	<u>Amount</u>
El Pueblo	100/33/003040, Contractual Services	\$500,000

TO:

Engineering Special Services Fund	682/50/ TBD, El Pueblo Master Plan	\$500,000
-----------------------------------	------------------------------------	-----------

2. Authorize the CAO to make technical corrections as necessary to the above transaction included in this motion to implement Mayor and Council intentions.

PRESENTED BY:


KEVIN DE LEÓN
Councilmember, 14th District

SECONDED BY:

P.S.L

ORIGINAL

12 JAN 24 2024