

DEPARTMENT OF PUBLIC WORKS
BUREAU OF SANITATION
BOARD REPORT NO. 1
JULY 24, 2024

CD: ALL

REQUEST FOR AUTHORITY TO ISSUE SOLE SOURCE TASK ORDERS TO LARRY WALKER ASSOCIATES, INC., STANTEC CONSULTING SERVICES, INC., TRC SOLUTIONS INC., CAROLLO ENGINEERS, INC., TETRA TECH INC., AECOM TECHNICAL SERVICES, INC. AND CDM SMITH INC. TO PROVIDE AS-NEEDED PLANNING AND TECHNICAL SUPPORT SERVICES FROM LASAN'S PRE-QUALIFIED ON-CALL CONSULTANTS LIST

RECOMMENDATIONS

1. Authorize the Director and General Manager of LA Sanitation & Environment (LASAN) to award Sole Source Task Order Solicitation (TOS) S-004 to Larry Walker Associates, Inc. [Contract C-145660] from the Pre-Qualified On-Call Consultant list, to provide Comprehensive Monitoring and Specialized Services for CIMP's and TMDLs, Specialized and Expert Regulatory Services, and Support services for the Comprehensive Plastics Reduction program with a total budget of \$2,150,000, which includes contingency.
2. Authorize the Director and General Manager of LASAN to award TOS S-005 to Stantec Consulting Services, Inc. [Contract C-145666] from the On-Call Consultant list, to provide Brownfields Program technical assistance and support services with a total budget of \$7,023,034, which includes contingency.
3. Authorize the Director and General Manager of LASAN to award TOS S-006 to TRC Solutions, Inc. [Contract C-145652] from the On-Call Consultant list, to provide Environmental Monitoring Support Services with a total budget of \$1,364,955, which includes contingency.
4. Authorize the Director and General Manager of LASAN to award TOS S-007 to Carollo Engineers, Inc. [Contract C-145640] from the On-Call Consultant list, to provide Program Management Support Services with a total budget of \$9,840,000, which includes contingency.
5. Authorize the Director and General Manager of LASAN to award TOS S-008 to Tetra Tech, Inc. [Contract C-145667] from the On-Call Consultant list, to provide Community Involvement and Outreach Support Services with a total budget of \$1,046,000, which includes contingency.
6. Authorize the Director and General Manager of LASAN to award TOS S-010 to AECOM Technical Services, Inc. [Contract C-145631] from the On-Call Consultant list, to provide HWRP Resiliency and Vulnerability assessment services with a total budget of \$400,000, which includes contingency.

7. Authorize the Director and General Manager of LASAN to award TOS S-011 to CDM Smith Inc. [Contract C-145643] from the On-Call Consultant list, to provide HWRP Pipe Galleries Integrity and Resiliency assessment services with a total budget of \$328,540, which includes contingency.
8. Approve the term of engagement beginning with the Notice-to-Proceed date to January 31, 2025.

TRANSMITTALS

1. Copy of the Board Report to Exercise the Five-Year Renewal Option contained in the 24 Pre-Qualified On-Call Consultants Contracts, dated July 15, 2019 for planning and technical support services for LASAN's programs.
2. Copy of the Board Report to Execute Personal Services Contracts with 31 Pre-Qualified On-Call Consultants, dated March 13, 2024 for planning and technical support services for LASAN's programs.

DISCUSSION

Background

On July 23, 2014, the Board executed a five (5)-year contract with 25 consulting firms to establish LASAN's list of On-Call Consultants for planning and technical support services, with an optional five (5)-year renewal option. On July 15, 2019, the Board authorized LASAN to exercise the five (5)-year renewal option contained in the contract with 24 consulting firms (Transmittal 1). These existing contracts expire on July 22, 2024.

On October 7, 2022, the Board authorized LASAN to advertise and issue a new Request for Qualifications for these support services and negotiate a personal services contract with each of the selected firms. On March 13, 2024, the Board approved LASAN's new On-Call list and resulting contracts with 31 consulting firms (Transmittal 2). The contracts with these firms were executed on July 1, 2024.

As LASAN faces a number of regulatory requirements, mandates and programs, specialized expertise is needed to complete work on task orders issued under the previous list of On-Call consultant contracts. LASAN has identified 17 such priority tasks for which services are currently being provided pursuant to existing task orders, and for which gaps in services would, as explained further below, be unacceptable. As a result of such need for continuous, uninterrupted services, and to grant LASAN the time necessary to release TOSs to the full list of On-Call Consultants, LASAN seeks to sole source task orders, of the same scope of work as the existing task orders, to seven (7) consultants under the new On-Call agreement. The seven sole sourced task orders will utilize funds from the original task orders and will not require any additional funding, with the exception of the approved Brownfields project that supports a time-sensitive Affordable Housing Project..

Sole Source Justification

The following companies were issued task orders under LASAN's previous On-Call contracts that expired on July 22, 2024. LASAN is recommending the award of a sole source TOS under the new On-Call contracts to bridge any potential gap in services and allow staff time to issue new TOSs for the following services:

1. Larry Walker & Associates:
 - a. To continue compliance with all monitoring and reporting requirements of the Municipal Separate Storm Sewer Systems (MS4) permit and its 22 associated Total Maximum Daily Loads (TMDLs), minimizing risk to the City of water quality violations and regulatory fines;
 - b. To ensure continuation of specialized and expert regulatory services and compliance with the Los Angeles Regional Water Quality Control Board (LARWQCB)'s schedule to meet the required deadlines, including a technical study and report of the discharge temperature influences on the Los Angeles River and its beneficial uses;
 - c. To provide environmental review support to complete and finalize the Program Environmental Impact Report (PEIR) pursuant under the California Environmental Quality Act (CEQA) for the proposed Comprehensive Plastics Reduction Program, as directed by City Council and outlined in Council File #21-0064.
2. Stantec Consulting Services, Inc.- To continue implementing existing State and Federal funded Brownfields projects and conduct required sampling activities at the priority project:
 - a. Stantec is currently performing the supplemental sampling activities as required by the Department of Toxic Substance Control (DTSC) (regulatory oversight agency) at affordable housing project (former Crocker Plating Works facility) in Council District 9. The uninterrupted and consistent services will allow the Citywide Brownfields Program to effectively and efficiently utilize grant funding, expedite the priority affordable housing projects, and spend the grant funds prior to the grant expiration.
 - b. The Solid Resources Citywide Recycling Division (SRCRD) Citywide Brownfields Program received a DTSC Equitable Community Revitalization Grant to remediate the Slauson & Wall (future mixed use affordable housing and park) in Council District 9. Cleanup activities are currently underway and being performed by Stantec. It is imperative to continue services as cleanup activities are underway, under DTSC's regulatory oversight, and grant funds need to be utilized prior to the grant expiration in December 2024.
3. TRC Solutions, Inc.: To continue legally mandated chemical and biological tasks requiring specialized training, including required chemical analyses, biological services, and training.
4. Carollo Engineers, Inc. - To continue the following program management support services:

- a. Hyperion 2035 Program Planning: Management: To complete the Feasibility Study for the Bureau of Reclamation WaterSMART Planning Grant (due October/November 2024), and to continue essential program control functions.
- b. Hyperion 2035 - Water SMART Recycle Water Planning Grant: To complete Hyperion 2035 Phase 1A Concept Design Report, a major Bureau of Reclamation WaterSMART Planning Grant deliverable due by October/November 2024 in order to be submitted for the Bureau of Reclamation Large Scale Water Recycling Grant Program application.
- c. Safe Clean Water Program (SCWP) Feasibility Studies: To ensure the City is competitive in maximizing its appropriation of funding from the LA County Safe Clean Water Regional Program and meeting its regulatory obligations from the MS4 Permit to meet water quality compliance targets for the protection of all waterbody users.
- d. SCWP - Program Management Support: To continue program support in conducting planning for the capital improvement program and the management and oversight for the City's municipally- and regionally-funded SCWP Projects, and for the SCWP as a whole.
- e. SCWP - Engagement & Outreach Support for Projects: To continue to provide staff augmentation services to the various SCWP projects LASAN currently manages in its Municipal and Regional Programs.
- f. SCWP - Safe Clean Water Dashboard - Development of a Phase 2 Project Tracking and Program Planning Dashboard: To continue services for the implementation and enhancements of the final Planning Dashboard for the Safe Clean Water Implementation Division.
- g. Donald C. Tillman Advanced Water Purification Facility (DCT AWPF) - To continue program management, technical, outreach, contract administration support from specialized consultants who are familiar with the details of the DCT AWPF final design phase, which will begin construction in October 2024. As the City is required to respond to the design builders within 21 days for Requests for Information (RFIs), design review, and change requests, any delay from LASAN can result in liquidated damages.
- h. Solid Resources Rate Adjustment Analysis - To complete a rate study for the Solid Resources Fee (SRF), Extra Capacity Fee (ECF), and Multi-family Bulky Item Fee (MBIF), which have remained the same for over fifteen years. It is critical to continue services to complete a cost of service analysis required by Council Motion....list the report back motion equitable, cover the full cost of service, and provide adequate funding for system improvements and maintenance.

- i. Honeywell Distributed Control Systems (DCS) - To properly maintain the Honeywell Experion Process Knowledge System (PKS) DCS, the Information Control Systems Division (ICSD) requires experienced Honeywell staff to work with operators and contractors for programming, testing, troubleshooting, and overseeing the implementation of the new control system upgrades. Consultants will provide process control/Honeywell Experion PKS DCS checkout and start-up support of facilities to meet production schedules and meet business needs and will continue to help ICSD assess and manage the open DCS issue list and provide solutions for the issues. Without these continued services, it will cause the interruption of the Operation and Maintenance of the LASAN Clean Water Program and may cause permit violations and jeopardize public health.
5. Tetra Tech, Inc. - Community Involvement and Outreach Support: To continue stakeholder engagement and outreach needs for Clean Water infrastructure construction-related projects and provide outreach support to residents affected by the sewer service rate proposed increases and dedicated additional community outreach to support communities near HWRP.
6. AECOM Technical Services, Inc.: To complete specific technical, engineering, and professional consultant expertise that is needed to conduct HWRP-wide resiliency and vulnerability assessments, special studies and emerging technologies, practices and strategies for re-envisioning, rehabilitating, and making over of severely aging HWRP infrastructures to prevent pending catastrophic facility failures and mitigate regulatory permit non-compliance challenges. This will also involve the development of vulnerability mitigation capital improvement projects and the overall Hyperion Resiliency Program.
7. CDM Smith Inc.: To complete the HWRP Pipe Galleries Integrity and Resiliency assessment to ensure the uninterrupted and efficient continuation of HWRP's processing of wastewater, prevent potential flooding impacts, and increase the resiliency of plant process equipment and infrastructure network within the plant's pipe galleries.

Business Inclusion Program (BIP) Outreach Requirements

In compliance with the Mayor's Executive Directive No. 14, the original Task Orders issued were subject to the BIP requirements. LASAN has also set anticipated subconsultant participation levels of 18% Minority-owned Business Enterprise (MBE), 4% Women-owned Business Enterprise (WBE), 25% Small Business Enterprise (SBE), 8% Emerging Business Enterprise (EBE), and 3% Disabled Veteran-owned Business Enterprise (DVBE) for the overall participation levels in LASAN's new On-Call list.

LASAN will continue to track and monitor the consultants' performance and subcontractor utilization and return to the Board if deviations occur from pledge amounts. The scope for all sole source tasks in this Board Report remains the same as from the previous On-Call Contract task orders.

CONTRACTOR PERFORMANCE EVALUATION

In accordance with the City of Los Angeles Administrative Code, Division 10, Chapter 1, Article 13, the appropriate City personnel responsible for the quality control of this personal services contract shall submit Contractor Performance Evaluation Reports to the Bureau of Contract Administration, Special Research & Investigation Section upon the termination of the Contract.

STATUS OF FINANCING

The total funding for these tasks is not to exceed \$22,152,529. No funding is required at this time. Specific funding information will be provided at the time of approval of the TOS. Funding sources may include, but are not limited to Fund No. 511, Stormwater Pollution Abatement Fund, Fund No. 760, Sewer Operations & Maintenance Fund, Fund No. 556, Integrated Solid Waste Management Fund, Fund No. 488, Landfill Closure Maintenance Trust, Fund No. 60W, LA County Safe Clean Water Municipal Fund, & Fund No. 508, Solid Waste Resource Revenue Fund, and Fund No. 100, General Fund.

Funds and appropriations for future fiscal years are not yet identified and existing appropriations may change based on available cash balances. Therefore, funds and appropriations will be determined by the Director and General Manager of LASAN

(Continued on next page)

BUREAU OF SANITATION
BOARD REPORT NO. 1
JULY 24, 2024

PAGE 7

Table 1: Summary of Funding Information/TOS Amounts				
Consultant	TOS No.	Project	Fund	Sole Source TOS Amount
Larry Walker Associates, Inc.	S-004A	Comprehensive Monitoring and Specialized Services for CIMPs and TMDLs	511	\$1,000,000
Larry Walker Associates, Inc.	S-004B	Specialized and Expert Regulatory Services	760	\$650,000
Larry Walker Associates, Inc.	S-004C	Comprehensive Plastics Reduction Program	100/3040	\$500,000
Stantec Consulting Services, Inc.	S-005A	Brownfields Program On-Call Technical Assistance & Support Services - Crocker Env. Assessment	100/3040	\$451,000
Stantec Consulting Services, Inc.	S-005B	Brownfields Program On-Call Technical Assistance & Support Services - Cleanup Grants	556	\$6,572,034
TRC Solutions, Inc.	S-006	Environmental Monitoring Support Services	760/511/488	\$1,364,955
Carollo Engineers, Inc.	S-007A	Hyperion 2035 Program Management	760	\$2,060,000
Carollo Engineers, Inc.	S-007B	Hyperion 2035 - WaterSMART Recycled Water Planning Grant	760	\$4,000,000
Carollo Engineers, Inc.	S-007C	SCW Feasibility Study	60W	\$260,000
Carollo Engineers, Inc.	S-007D	SCW Program Management Support	60W	\$90,000
Carollo Engineers, Inc.	S-007E	SCW Engagement & Outreach Support	60W	\$165,000
Carollo Engineers, Inc.	S-007F	SCW Project Tracking and Planning Dashboard	60W	\$125,000
Carollo Engineers, Inc.	S-007G	DC Tillman AWPf Program Management Support	760	\$2,300,000
Carollo Engineers, Inc.	S-007H	Solid Resources Rate Adjustment Analysis	508	\$500,000
Carollo Engineers, Inc.	S-007I	Honeywell Distributed Control Systems Support	760	\$300,000
Tetra Tech, Inc.	S-008	Community Involvement and Outreach Support	760	\$1,046,000
AECOM Technical Services, Inc.	S-010	HWRP Resiliency and Vulnerability Assessment and Mitigation	760	\$400,000
CDM Smith Inc.	S-011	HWRP Pipe Galleries Integrity and Resiliency Assessment	760	\$328,540
TOTAL				\$22,112,529

BUREAU OF SANITATION
BOARD REPORT NO. 1
JULY 24, 2024

PAGE 8

Notwithstanding any other provision of this Contract, including any exhibits or attachments incorporated therein, and in order for the City to comply with its governing legal requirements, the City shall have no obligation to make any payments to the Contractor unless the City shall have first made an appropriation of funds equal to or in excess of its obligation to make any payments as provided in this Contract.

The Contractor agrees that any services provided by the Contractor, purchases made by the Contractor or expenses incurred by the Contractor in excess of the appropriation(s) shall be free and without charge to the City and the City shall have no obligation to pay for the services, purchases or expenses. The Contractor shall have no obligation to provide any services, provide any equipment, or incur any expense in excess of the appropriation, amount(s) until the City appropriates additional funds for this Contract.

Respectfully submitted,



BARBARA ROMERO
Director and General Manager
Bureau of Sanitation

REVIEWED AND APPROVED BY:

Sarai Bhaga

[Sarai Bhaga \(Jul 16, 2024 20:04 PDT\)](#)

SARAI BHAGA, Chief Financial Officer
Bureau of Sanitation

Date: _____

Prepared by:

Nancy Lantin, Administration Division
(213) 485-2158
nancy.lantin@lacity.org

DEPARTMENT OF PUBLIC WORKS

ADOPTED BY THE BOARD
PUBLIC WORKS OF THE CITY
of Los Angeles California


BUREAU OF SANITATION

BUREAU OF CONTRACT ADMINISTRATION

JOINT BOARD REPORT No. 1

JULY 15, 2019

JUL 15 2019


 Executive Officer
 Board of Public Works

CD: ALL

REQUEST FOR AUTHORITY TO EXERCISE THE FIVE-YEAR RENEWAL OPTION CONTAINED IN THE 24 ON-CALL PERSONAL SERVICES CONTRACTS FOR PLANNING AND TECHNICAL SERVICES FOR THE CLEAN WATER (WASTEWATER), STORMWATER, AND SOLID RESOURCES PROGRAMS (W.O. SWPQCCMT)

RECOMMENDATIONS

1. Request authority from the Board of Public Works (Board) to exercise the five-year renewal option contained in the on-call contracts noted in Table 1 below, with the exception of the contract with URS Corporation (Contract C-124329), for Planning and Technical Services for the Clean Water (Wastewater), Stormwater, and Solid Resources Programs and other related environmental work. The term of all contracts shall be extended to July 23, 2024. All terms and conditions in the contracts remain in effect. The contract cost ceiling is determined on a project-by-project basis.
2. Request the Board adopt this report with the understanding that LA Sanitation and Environment (LASAN) will return to the Board at a later date with a follow-up report containing complete subconsultant utilization and pledged participation information for the 24 on-call contracts and verified by the Bureau of Contract Administration.

Table 1: Twenty-five On-Call Consultant Services Contracts

No.	Contract No.	Consultants
1	C-124322	Hazen and Sawyer, P.C.
2	C-124323	Black & Veatch Corporation
3	C-124324	Carollo Engineers, Inc. (Carollo)
4	C-124325	Atkins North America, Inc. (Atkins)
5	C-124326	Brown and Caldwell, Inc.
6	C-124327	AECOM Technical Services, Inc. (AECOM)
7	C-124328	AKM Consulting Engineers, Inc. (AKM)
8	C-124329	URS Corporation (URS)¥
9	C-124330	TRC Solutions, Inc. (TRC)
10	C-124331	Tetra Tech, Inc. (Tetra Tech)
11	C-124332	MARRS Services, Inc. (MARRS)
12	C-124333	ARCADIS U.S., Inc. (formerly Malcolm Pirnie, the Water Division of ARCADIS U.S., Inc.)†

BUREAU OF SANITATION
BUREAU OF CONTRACT ADMINISTRATION
JOINT BOARD REPORT No. 1
JULY 15, 2019

PAGE 2

No.	Contract No.	Consultants
13	C-124334	Larry Walker Associates, Inc. (LWA)
14	C-124335	Woodard & Curran (Formerly Raines Melton & Carella, Inc., dba RMC Water and Environment)
15	C-124336	WSP USA, Inc. (Formerly Parsons Brinckerhoff, Inc.)
16	C-124337	APTIM Environmental & Infrastructure, Inc. (Formerly CB&I Environmental & Infrastructure, Inc., Shaw Environmental, Inc.)†
17	C-124338	Psomas
18	C-124339	Kennedy/Jenks Consultants, Inc.
19	C-124340	HDR Engineering, Inc. (HDR)
21	C-124341	D R Consultants and Designers, Inc. (DRCD)
21	C-124342	CDM Smith, Inc.
22	C-124343	CH2M Hill Engineers, Inc. (CH2M)
23	C-124344	Parsons Water & Infrastructure, Inc. (Parsons W&I)
24	C-124345	GeoSyntec Consultants (Geosyntec)
25	C-124346	Stantec Consulting Services Inc. (Formerly MWH Americas, Inc.)†

¥ URS is a wholly-owned subsidiary of AECOM.

† Company name change after contract execution

FISCAL IMPACT STATEMENT

Funding will be provided on a project-by-project basis from various funds, potentially including the General Fund, subject to the availability of funds, which will be verified at that time.

TRANSMITTALS

1. Copy of the Board report, adopted January 13, 2012, authorizing the Bureau of Sanitation (LASAN) to distribute a Request for Qualifications (RFQ), negotiate and establish an on-call consultant list for planning and technical support services for LASAN's Wastewater, Stormwater, and Solid Resources programs.
2. Copy of the Joint Board Report No. 1, adopted February 28, 2014, authorizing the execution of the 25 contracts listed in Table 1.
3. Copy of the Office of the City Administrative Officer (CAO) Analysis Report, adopted May 5, 2014, which analyzed the requirements of the contract for the City Council's approval.
4. Copy of the Council Action, Council File No. 13-0949-S1, adopted June 27, 2014, which authorized the Board to execute all 25 contracts listed in Table 1.
5. Copy of the letter from CB&I, Inc., dated February 11, 2014, requesting a legal entity name change of Shaw Environmental Inc. (Shaw) to CB&I Environmental & Infrastructure, Inc. (CB&I).

BUREAU OF SANITATION
BUREAU OF CONTRACT ADMINISTRATION
JOINT BOARD REPORT No. 1
JULY 15, 2019

PAGE 3

6. Copy of letter (including Form W-9 of Shaw and CB&I) from CB&I, dated June 4, 2014, confirming that the federal tax payer identification number remained the same.
7. Copy of the letter from LASAN, dated August 18, 2014, acknowledging the name change of Shaw to CB&I.
8. Copy of the letter from APTIM Environmental & Infrastructure, Inc. (APTIM) dated July 11, 2017, informing LASAN of the name change of CB&I to APTIM and requesting to change the name on the contract.
9. Copy of the letter from LASAN, dated August 14, 2017, acknowledging the name change of CB&I to APTIM and all legal and compliance documents associated with the name change.
10. Copy of the letter from ARCADIS U.S., Inc., dated September 11, 2015, requesting to change the name, Malcolm Pirnie, the Water Division of ARCADIS U.S., Inc. to simply ARCADIS U.S., Inc.
11. Copy of an e-mail from Eurofins Eaton Analytical, Inc., dated December 27, 2015, notifying LASAN of the merger of Calscience Environmental Laboratories (Calscience) with Eurofins U.S. Environmental in 2014 and confirming the legal name change to Eurofins Calscience.
12. Copy of the letter from RMC Water and Environment (RMC), dated December 20, 2016, informing LASAN of the merger of RMC with Woodard & Curran and RMC becoming a wholly-owned subsidiary of Woodard & Curran with no change in company name, Federal Tax ID number, or assignment.
13. Copy of the letter from Woodard & Curran, Inc., dated April 21, 2017, requesting that the City update contractual records to reflect their name change from RMC to Woodard & Curran and providing all legal and compliance documents associated with the contract including the signature pages of their Stock Sale Purchase Agreement.
14. Copy of the letter from Stantec Consulting Services Inc., dated February 16, 2017, announcing the acquisition of MWH Americas Inc. (MWH) by Stantec Consulting Services Inc. (Stantec) and requesting the name change of MWH to Stantec.
15. Copy of the letter from LASAN, dated March 21, 2017, acknowledging the name change of MWH to Stantec and providing all legal and compliance documents associated with the contract as well as a legal Certificate of Merger.

PAGE 4

16. Copy of the letter from Carollo, dated March 2, 2017, notifying LASAN of the acquisition of E2 ManageTech by Ensafe and including the legal documents regarding the acquisition.
17. Copy of the letter from WSP, dated July 17, 2017, informing LASAN of the name change of Parsons Brinckerhoff, Inc. (PB) to WSP USA, Inc. (WSP) and requesting the City update its records to reflect this change.
18. Copy of the Assistant Secretary of the State of Delaware's Certificate confirming that URS Corporation (URS) is a wholly-owned subsidiary of AECOM.
19. Copy of letter from Geosyntec Consultants, dated March 21, 2019, information LASAN of the acquisition of AHBE Landscape Architects by Moore Iacofano Goltsman, Inc. (MIG), effective February 1, 2019.

DISCUSSION

Background

LASAN is facing a number of regulatory challenges and new mandates that require quick responses and specialized analysis. These demands directly impact LASAN's day-to-day operations and create temporary increases/peaks in workload that cannot be fully absorbed by the existing staff. To be responsive to these requirements and mandates, LASAN must utilize all available resources. LASAN will utilize in-house staff when the workload can be accommodated without negatively impacting customer service. However, in some instances, the work needed is very limited in duration, requires quick turn-around time and specialized expertise that goes beyond the abilities of in-house staff, or requires input from industry experts who have experience with similar regulatory and program challenges. In these instances, LASAN needs the ability to quickly hire consultant help.

On January 13, 2012, the Board authorized LASAN to distribute a Request for Qualifications (RFQ) to provide engineering consulting services on an as-needed basis and negotiate a personal services contract with each of the selected firms (Transmittal 1). On February 28, 2014, the Board approved LASAN's request to pre-qualify 25 consulting firms and forwarded this request to the Mayor's Office and the City Council for approval (Transmittal 2). On May 5, 2014, the CAO analyzed the requirements of contract as well as the fiscal impact on behalf of the Mayor's Office (Transmittal 3). On June 27, 2014, the City Council authorized the BPW to execute on-call consultant services contracts, between the City and 25 Consultants (Transmittal 4). On August 4, 2014, the Board executed contracts with 25 Consultants to provide planning and technical support services for LASAN wastewater, stormwater and solid resources

PAGE 5

programs, for a five-year term with an optional five-year renewal. These contracts will expire on July 23, 2019. In order to reduce or eliminate disruption to the on-going projects and tasks, the approval of a five-year renewal is requested to continue providing the services.

Justification

LASAN established a list of 25 diverse teams of consultants to provide highly specialized technical services in the following situations:

1. LASAN must access outside industry experts to provide technical expertise and perform critical work and/or pilot studies associated with mandatory regulatory compliance, new mandates and technologies, facilities planning, Brownfield projects, the Mayor's Directives, and achieving the City's sustainability goals.
2. LASAN requires staffing flexibility to address peak workloads to meet compliance deadlines, associated with a variety of mandates, such as Total Maximum Daily Loads (TMDL). Completing the deliverables late could expose the City to penalties or fines. The on-call list provides LASAN the flexibility to utilize additional staffing in varying numbers to complete the projects in established timeframes.
3. LASAN requires specialized equipment to better evaluate infrastructure, such as structural condition assessment of aging and deteriorating pipes like the North Outfall Sewer or sewer force mains (pressurized pipes) reducing the risk of failure.

All consultants on the on-call list have provided satisfactory services to the City thus far and have proven that they are reliable.

The extension of the contract term by five years to July 23, 2024 will prevent disruption to on-going essential and critical projects and tasks. Extending these contracts is more expedient and efficient than issuing a new RFQ, and keeping the same project team will avoid any transition delays and duplication of work.

Status of Contracts

Per the City Attorney's Office, a legal entity name change does not require a contract amendment since Articles 18 and 27 of the on-call contracts contain provisions that govern successor companies or assignments to the merged or new parent companies. However, written consent from the City is needed for the successor company to take over a contract.

On February 11, 2014, CB&I, Inc. notified LASAN that it completed its acquisition of The Shaw Environmental Group including Shaw Environmental, Inc. and formally changed the name of

BUREAU OF SANITATION
BUREAU OF CONTRACT ADMINISTRATION
JOINT BOARD REPORT No. 1
JULY 15, 2019

PAGE 6

Shaw Environmental, Inc. to CB&I Environmental & Infrastructure, Inc. in December 2013 (Transmittal 5). The Board's legal counsel concurred with this proposed change in May 2014. On August 18, 2014, LASAN sent a letter to CB&I acknowledging the name change (Transmittals 6 and 7).

On July 11, 2017, APTIM informed LASAN that CB&I had changed to APTIM due to the sale of CB&I's Capital Services business segment to Veritas Capital on June 30, 2017 (Transmittal 8). The City Attorney verified the certificate from the Louisiana Secretary of State that recognized the name change and concurred with this change on July 25, 2017. On August 14, 2017, a written consent was sent to APTIM to acknowledge their company name change. Contract C-124337, all of its terms and conditions, and assignments shall remain in effect with the new legal entity name, APTIM (Transmittal 9).

On September 11, 2015, ARCADIS U.S. Inc. sent a letter to LASAN requesting to change the contract name from Malcolm Pirnie, the Water Division of ARCADIS U.S., Inc. to simply name, ARCADIS U.S., Inc. (Transmittal 10). All future and general correspondence shall be revised to reflect the name change.

Calscience Environmental Laboratory is a subconsultant of Brown and Caldwell. On December 27, 2015, Eurofins Eaton Analytical, Inc. sent an e-mail to notify LASAN of the merger of Calscience Environmental Laboratory with Eurofins U.S. Environmental in 2014, and the name change from Calscience Environmental Laboratories to Eurofins Calscience. It also stated that Eurofins Calscience is no longer considered a small or minority-owned business enterprise. (Transmittal 11)

On July 11, 2016, the Board adopted a motion to direct all Bureaus in the Department of Public Works to use the Los Angeles Business Assistance Virtual Network (LABAVN) when soliciting bids from the existing pre-qualified or on-call consultant list(s) (Transmittal 12). Through March 2019, LASAN has advertised and posted 42 task orders in LABAVN and continues to advertise and post all task orders on the following LASAN internet webpage (in order to increase the contract transparency): https://www.lacitysan.org/san/faces/home/portal/s-lsh-au/s-lsh-au-oc/s-lsh-au-oc2014?_afrctrl-state=14nnjcv1xq_4&_afrcLoop=6135300770389752#!

On December 20, 2016, RMC informed LASAN of their merger with Woodard & Curran resulting from a stock sale. RMC is still fully intact and became a wholly-owned subsidiary of Woodard & Curran with no change in the company name, the federal taxpayer identification number, or assignment (Transmittal 13). On April 21, 2017, Woodard & Curran requested LASAN to update the contractual records consistent with their company name (Transmittal 14). For proprietary

reasons, Woodard & Curran did not provide LASAN a complete Stock Purchase Agreement but submitted only the signature pages of the Agreement dated November 4, 2016, that was reviewed and accepted by the City Attorney on May 24, 2017. LASAN sent a written consent to Woodard & Curran to acknowledge the name change from RMC to Woodard & Curran on January 18, 2018. Contract C-124335, all of its terms and conditions, and assignments shall remain in effect with the new legal entity name, Woodard & Curran.

On February 16, 2017, LASAN received a letter from Stantec announcing their acquisition of MWH and requesting that MWH's name to be changed to Stantec (Transmittal 15). Their Certificate of Merger was reviewed and accepted by the City Attorney on March 23, 2017; and on the same day, LASAN sent a letter to Stantec to acknowledge the name change (Transmittal 16). Contract C-124346, all of its terms and conditions, and assignments shall remain in effect with the new legal entity name, Stantec.

E2 ManageTech is a subconsultant of Carollo and is currently utilized under one of Carollo's task orders. On March 2, 2017, Carollo notified LASAN of the acquisition of E2 ManageTech by Ensaf and included the legal documents regarding the acquisition (Transmittal 17).

On July 17, 2017, WSP informed LASAN Parsons Brinckerhoff (PB) had joined the WSP family of companies and WSP was uniting PB under the WSP name worldwide. Therefore, they requested that LASAN update the contractual records to reflect this change and submitted all compliance and legal documents as well as the Name Change Certificate of Qualification recognized by the California Secretary of State that was verified by the City Attorney on July 25, 2017 (Transmittal 18). On January 18, 2018, LASAN sent a written consent to acknowledge the name change from Parsons Brinckerhoff to WSP. Contract C-124336, all of its terms and conditions, and assignments shall remain in effect with the new legal entity name, WSP USA, Inc.

In August 2014, LASAN was informed by URS representative via telephone that AECOM acquired URS, and URS became a wholly-owned subsidiary of AECOM. Later, LASAN received Assistant Secretary of the State of Delaware's Certificate from AECOM confirmed that URS Corporation is a wholly-owned subsidiary of AECOM (Transmittal 19). This certification has been forwarded to the City Attorney for verification.

Table 2 below summarizes the status of contracts involving a company name change.

Table 2: List of Contracts Involving a Company Name Change

No.	Contract No.	Original Company Name	New Company Name	Status
1	C-124333	Malcolm Pirnie, The Water Division of ARCADIS U.S., Inc.	ARCADIS U.S., Inc.	Simply name change on the contract
2	C-124335	Raines Melton & Carella, Inc., dba RMC Water and Environment (RMC)	Woodard & Curran, Inc.	The name change was acknowledged by LASAN
3	C-124336	PB	WSP USA, Inc.	The name change was acknowledged by LASAN
4	C-124337	Shaw Environmental, Inc. (A Wholly-Owned Subsidiary of CB&I, Inc.)	APTIM Environmental & Infrastructure, Inc. (Formerly CB&I Environmental & Infrastructure, Inc.)	The name change was acknowledged by LASAN
5	C-124346	MWH Americas, Inc.	Stantec Consulting Services Inc.	The name change was acknowledged by LASAN
6	C-124329	URS Corporation	Unchanged	A wholly-owned subsidiary of AECOM

Scope of Services

The scope of the contracts authorizes all consultants to continue providing services for LASAN's Wastewater, Stormwater, and Solid Resources Programs, as well as other related environmental work. The scope of work includes but is not limited to:

- Clean Water (Wastewater) Program - Planning, Scientific and Technical Issues, Operational Support Services, Plant Optimization, Sewer System Structural and Hydraulic Condition Assessment, Sewer Capacity Plan, Rehabilitation Plan, Development of Industrial Waste Discharge Standards, Fats, Oil and Grease, Development of Biomass Alternative Technologies and Management, Regulatory Compliance, and Odor Control Implementation and Testing, amongst other services.
- Stormwater Program – Planning, Scientific and Technical Issues, Operational Support Services, Evaluation of discharge limits for Santa Monica Bay, Ballona Creek, Los Angeles River and Long Beach Harbors, Total Maximum Daily Loads (TMDLs) Compliance, and Regulatory Compliance Requirements, amongst other services.

BUREAU OF SANITATION
BUREAU OF CONTRACT ADMINISTRATION
JOINT BOARD REPORT No. 1
JULY 15, 2019

PAGE 9

- Solid Resources Program - Strategic Planning, Scientific and Technical Issues, Operational Support Services, Commercial Recycling Planning, Development of Resource Recovery as an Alternative to the Use of Landfills, Regulatory Compliance Requirements, and Environmental Protection Agency grant funds for Brownfield sites' assessment Phase I and Phase II, amongst other services.
- Climate Change Adaptation Program, a nascent program that is still under formation.
- Financial Revenue and Bond Program – Financial Analysis, Financial Screening, Funding Sources, review of current rate structure, amongst other services.
- Information Technology (IT) Services – Technical Assistance and Data management and reporting
- Strategic Planning/Safety and Training Program – Specialized Training and Human Resources Development, support the Bureau's ongoing labor-management strategic planning effort, amongst other services.
- Quality Assurance/Value Assessment – Review feasibility, constructability and cost-effectiveness of recommended projects and programs and provide support for pilot programs.
- Livability Services - provide services related to homeless encampment cleanups and illegal dumping prevention and response, amongst other services.
- Public Outreach/Education Program – Including, but not limited to, communicating and coordinating with community groups; arranging community meetings and public hearings; media outreach, developing or using social media; and preparing printed, digital, or electronic literature for public dissemination.

From August 2014 to March 2019, a total of 86 Task Orders (aka Task Order Solicitations, or "TOS") have been awarded under the 25 contracts as shown in Table 2. (Please note that there are four Task Orders, SN-2, SN-71, SN-89, and SN-91 that were awarded to more than one Consultant.)

BUREAU OF SANITATION
BUREAU OF CONTRACT ADMINISTRATION
JOINT BOARD REPORT No. 1
JULY 15, 2019

PAGE 10

Table 3: Summary of Awarded TOSes

No.	TOS No.	TITLE	PROGRAM SERVICE AREA	CONTRACT AMOUNT	CONSULTANT
1	SN-1	Phase I Environmental Assessments for City's Brownfields Program	Brownfields	\$115,000.00	Tetra Tech
2	SN-2A	Sewer Planning Support Services (Task 1)	Clean Water	\$2,600,000.00	Tetra Tech
	SN-2B	Sewer Planning Support Services (Tasks 2 and 4)	Clean Water	\$2,800,000.00	Brown and Caldwell
	SN-2C	Sewer Planning Support Services (Task 3)	Clean Water	\$2,600,000.00	CDM Smith
3	SN-3	Implementation of Fleet Optimization Program Phase II & III	Solid Resources	\$2,703,576.00	AECOM
4	SN-4	MIKE Urban Hydrodynamic Model Validation	Clean Water	\$480,000.00	CH2M
5	SN-5	GIS Support for Implementation of Routing Programs	Solid Resources	\$5,559,718.00	Tetra Tech
6	SN-6	Implementation Support Services for the Exclusive Commercial and Multifamily Solid Waste Franchise System	Solid Resources	\$16,758,000.00	CH2M
7	SN-7	Environmental Assessment for DCTWRP Lease Extension	Environmental Regulatory Compliance	\$325,000.00	Tetra Tech
8	SN-8	East West Valley Interceptor Sewer Planning Study	Clean Water	\$149,500.00	ARCADIS
9	SN-9	Wastewater Collection Flow Gauging Service II	Clean Water	\$625,000.00	TRC
10	SN-11	Franchise Information System Implementation and Integration	Information Technology	\$5,073,000.00	Tetra Tech
11	SN-12	Technical Services for Monitoring in the Upper LA River and Santa Monica Bay Watersheds	Stormwater	\$148,000.00	Brown and Caldwell
12	SN-13	InfoMaster Sewer Planning Tool	Clean Water	\$140,000.00	Stantec
13	SN-14	On-Call Environmental Services To Support City's Brownfields Program	Brownfields	\$400,000.00	Carollo
14	SN-16	North District Wastewater Maintenance Yard Relocation and Improvement	Quality Assurance/Value Assessment	\$80,000.00	ARCADIS
15	SN-17	One Water LA Phase II	Clean Water and Stormwater	\$6,802,000.00	Carollo

BUREAU OF SANITATION
BUREAU OF CONTRACT ADMINISTRATION
JOINT BOARD REPORT No. 1
JULY 15, 2019

PAGE 11

No.	TOS No.	TITLE	PROGRAM SERVICE AREA	CONTRACT AMOUNT	CONSULTANT
16	SN-18	Finished Water Disinfection Standard Study at TIWRP AWTF	Wastewater	\$53,000.00	CH2M
17	SN-19	DCT Groundwater Replenishment (GWR) Advanced Water Purification Facility Pilot Test	Clean Water	\$2,986,188.61	Brown and Caldwell
18	SN-20	Westinghouse Distributed Process Family (WDPF) System Support at Hyperion Treatment Plant (HTP)	Information Technology	\$510,000.00	ARCADIS
19	SN-21	Specialized and Expert Services for TMDLs and Related Regulatory Support	Stormwater	\$1,500,000.00	LWA
20	SN-22	EWMP Project Concept Reports	Stormwater	\$80,000.00	Geosyntec
21	SN-23	Environmental Monitoring Support Services	Clean Water, Stormwater, and Solid Resources	\$3,450,000.00	TRC
22	SN-25	Brownfields Program Support Services	Brownfields	\$100,000.00	TRC
23	SN-26	ATF Optimization Project	Clean Water	\$149,000.00	Hazen & Sawyer
24	SN-28	Technical Services, Research, and Analysis regarding Wastewater Flow Gauging (WFG) Used to Charge Burbank for Wastewater Services (Wastewater Flow Research and Analysis)	Clean Water, Financial	\$149,000.00	CDM Smith
25	SN-29	The Development of the Clean Water Campus	Clean Water and Quality Assurance/Value Assessment	\$829,500	Arcadis
26	SN-30	Construction Management Consulting Services for CLARTS Stormwater and Safety Improvements Project	Quality Assurance/Value Assessment	\$657,000.00	ARCADIS
27	SN-31	Hollenbeck Park Lake Rehabilitation Feasibility Study	Stormwater	\$149,000.00	CH2M
28	SN-32	Technical Support Services for Phase IV of Catch Basin Screens & Insert for the Machado Lake Trash TMDL	Stormwater	\$300,000.00	TRC
29	SN-33	Strategies and Support for Water Resources Systems	Clean Water	\$149,500.00	WSP

BUREAU OF SANITATION
BUREAU OF CONTRACT ADMINISTRATION
JOINT BOARD REPORT No. 1
JULY 15, 2019

PAGE 12

No.	TOS No.	TITLE	PROGRAM SERVICE AREA	CONTRACT AMOUNT	CONSULTANT
30	SN-34	Specialized and Expert Services for Implementation of Enhanced Watershed Management Programs	Stormwater	\$2,199,000.00	LWA
31	SN-35	Treatment Plants Planning Support	Clean Water	\$3,297,584.29	Kennedy/Jenks
32	SN-36	Hyperion Regional Water Reuse Alignment Study Phase II	Clean Water	\$145,000.00	Stantec
33	SN-39	Proposition O Projects Optimization	Stormwater	\$1,305,572.00	Carollo
34	SN-40	Chief Sustainability Officer Network Mobilization and Management	Sustainability, Climate Change	\$372,673.00	AECOM
35	SN-41	University Park Rain Gardens Pilot Study	Stormwater	\$510,000.00	Geosyntec
36	SN-42	NEIS Division Street Shaft Site Remediation	Brownfields	\$1,366,000.00	Brown and Caldwell
37	SN-43	Pilot-to-Scale Stormwater Capture Initiative	Stormwater	\$623,650.00	Tetra Tech
38	SN-44	Specialized and Expert Regulatory Services	Clean Water, Stormwater, Biosolids, and Solid Resources	\$2,400,000.00	LWA
39	SN-45	Implementation of Hollenbeck Park Lake Rehab Project	Stormwater	\$800,000.00	CH2M
40	SN-46	Vegetation Risk Assessment and Preliminary Design to Protect Trees at DCTWRP	Quality Assurance/Value Assessment	\$143,393.00	Arcadis
41	SN-47	Public Right-of-Way Stormwater Low Impact Development (LID)	Stormwater	\$610,000.00	Geosyntec
42	SN-48	HTP Recycled Water Market Rate Study	Financial	\$146,949.00	Parsons W&I
43	SN-49	Wastewater Design Storm and Per-capita Rate Analysis	Clean Water	\$230,027.00	Arcadis
44	SN-51	Water Resources Planning Support	Clean Water	\$600,000.00	WSP
45	SN-52	Management Support for LAWINS	Clean Water and Information Technology	\$1,100,000.00	CH2M
46	SN-53	LASAN Program Management Services	All programs	\$14,000,000.00	Carollo

BUREAU OF SANITATION
BUREAU OF CONTRACT ADMINISTRATION
JOINT BOARD REPORT No. 1
JULY 15, 2019

PAGE 13

No.	TOS No.	TITLE	PROGRAM SERVICE AREA	CONTRACT AMOUNT	CONSULTANT
47	SN-54	East West Valley Interceptor Sewer (EWWIS) Concept Report	Clean Water	\$130,240.00	Arcadis
48	SN-55	Environmental Review and Analysis for the Lopez Canyon Equestrian Trails and Trail Head Project	Solid Resources	\$146,076.40	HDR
49	SN-56	Phase II Environmental Site Assessment for Wilmington Industrial Park Block 27	Brownfields	\$94,855.77	TRC
50	SN-57	Analysis of a Proposed Solid Resources Joint Partnership Plan & Related Support	Solid Resources	\$300,000.00	HDR
51	SN-59	N-nitrosodimethylamine (NDMA) Precursor Control Strategies for Direct Potable Reuse	Clean Water	\$140,000.00	Black & Veatch
52	SN-60	LNG/CNG Safety Evaluation and Recommendations	Safety	\$112,160.74	AECOM
53	SN-61	Specialized Support for the Generation of Data Required by the Coordinated Integrated Monitoring Programs (CIMP)	Stormwater	\$1,900,000.00	Tetra Tech
54	SN-62	Los Angeles Green Arts Program Support Services	Solid Resources	\$150,000.00	Tetra Tech
55	SN-63	Los Angeles Green Lodging Program Support Services	Solid Resources	\$150,000.00	Tetra Tech
56	SN-64	Residential Food Scrap In-Sink Disposal Pilot Program	Solid Resources, Clean Water	\$2,000,000.00	APTIM
57	SN-66	Evaluation and Structural Design of CLARTS Facilities	Solid Resources	\$147,343.00	CDM Smith
58	SN-67	Residential Food Waste Prevention and Food Scrap Recycling Pilot Program	Solid Resources	\$3,000,000.00	Tetra Tech
59	SN-68	Specialized and Expert Services for San Fernando Valley Green Street Network Evaluation - Lankershim Boulevard Green Street	Stormwater	\$3,780,000.00	Carollo
60	SN-70	Specialized and Expert Services for Wilmington Urban Greening Plan	Stormwater	\$250,000.00	WSP

BUREAU OF SANITATION
BUREAU OF CONTRACT ADMINISTRATION
JOINT BOARD REPORT No. 1
JULY 15, 2019

PAGE 14

No.	TOS No.	TITLE	PROGRAM SERVICE AREA	CONTRACT AMOUNT	CONSULTANT
61	SN-71A	Structural Condition Assessment of North Outfall Sewer (NOS)	Clean Water	\$1,343,000.00	Brown and Caldwell
62	SN-71B	Structural Condition Assessment of North Outfall Sewer (NOS)	Clean Water	\$835,000.00	CDM Smith
63	SN-72	Specialized and Expert Services for San Fernando Valley Green Street Network Evaluation - Van Nuys Boulevard Green Street	Stormwater	\$3,360,000.00	Geosyntec
64	SN-73	Optimization of Eight Proposition O Projects	Stormwater	\$2,053,600.00	Geosyntec
65	SN-75	Stormwater Green Infrastructure Academy	Stormwater	\$119,994.00	CH2M
66	SN-77	DCTWRP Storage Tank Automation: Real Time Decision Support System (RT-DSS) for Wet Weather Operation	Clean Water	\$145,000.00	Black & Veatch
67	SN-79	DCTWRP Advanced Water Purification Facility Groundwater Replenishment Technical Assessment and Services	Clean Water Regulatory Compliance	\$375,000.00	LWA
68	SN-80	Sewer Force Main Inspection Pilot Study	Clean Water	\$65,000.00	Black & Veatch
69	SN-81	San Fernando Relief Sewer Concept Study (Doran to Division Street)	Clean Water	\$241,307.60	AECOM
70	SN-82	The Development of East West Valley Interceptor Sewer Environmental Impact Report	Environmental Regulation	\$319,963.00	CDM Smith
71	SN-83	LA Industry Business Outreach Events Planning Support	Public Outreach	\$148,110.00	CH2M
72	SN-84	Specialized Services for CIMP Implementation and Watershed Characterization	Stormwater	\$2,015,000.00	LWA
73	SN-85	Community Involvement and Project Mitigation Support for the Clean Water Program	Clean Water Program	\$2,000,000.00	Tetra Tech
74	SN-86	Sewer System Management Plan (SSMP) Five-Year Update	Clean Water	\$130,000.00	HDR
75	SN-87	Brownfields Program Support Services	Brownfields	\$74,956.00	Stantec

BUREAU OF SANITATION
BUREAU OF CONTRACT ADMINISTRATION
JOINT BOARD REPORT No. 1
JULY 15, 2019

PAGE 15

No.	TOS No.	TITLE	PROGRAM SERVICE AREA	CONTRACT AMOUNT	CONSULTANT
76	SN-89A	Sewer Advanced Planning Support Services	Clean Water	\$2,000,000.00	Tetra Tech
	SN-89B	Sewer Planning and Technical Support Services	Clean Water	\$2,000,000.00	Stantec
77	SN-90	Wastewater Program Operation and Maintenance Support	Clean Water	\$5,500,000.00	DRCD
78	SN-91A	North Outfall Sewer Structural Condition Assessment Phase II	Clean Water	\$1,064,000.00	Brown and Caldwell
	SN-91B	North Outfall Sewer Structural Condition Assessment Phase II	Clean Water	\$1,406,000.00	CDM Smith
79	SN-92	Gauging Data Quality Assurance and Quality Control	Clean Water	\$149,879.00	Stantec
80	SN-93	Concept Report Revisions for Three Downtown and Two Highland Park Low Flow Diversion Projects	Stormwater	\$149,518.34	Tetra Tech
81	SN-96	Stormwater Use Standards for Penmar, Temescal, and Mar Vista Proposition O Projects	Stormwater	\$50,000.00	Tetra Tech
82	SN-101	Honeywell Distributed Control System Support	Information Technology	\$145,000.00	Arcadis
83	SN-102	Hyperion Water Reclamation Plant Acute Toxicity and Ammonia Study and Work Plan	Clean Water	\$400,000.00	AECOM
84	SN-103	Graphic Design Consultant	All programs	\$68,250.00	CH2M
85	SN-104	Hyperion Water Reclamation Plant Biowin Model	Clean Water, Information Technology	\$115,734.00	Atkins
86	SN-105	Dynac SCADA System Maintenance and Support	Information Technology	\$145,000.00	Arcadis
TOTAL				\$124,905,757.75	

Term of Contract

Upon approval of the five-year renewal, the term of all 24 contracts shall be extended from July 23, 2019 to July 23, 2024.

Cost Estimate

The contract cost ceiling is determined on a project-by-project basis.

Business Inclusion Program (BIP)

In compliance with the Mayor's Executive Directive No. 14, these Contracts are subject to the Business Inclusion Program requirements. At the time of distribution of this RFQ, LASAN had established anticipated subcontractor participation levels of 18% Minority Business Enterprise (MBE), 4% Women Business Enterprise (WBE), 25% Small Business Enterprise (SBE), 8% Emerging Business Enterprise (EBE), and 3% Disabled Veteran Business Enterprise (DVBE).

The final pledged participation levels are determined and provided by the Consultants at the time each particular Task Order is awarded. Of the 25 Prime Consultants, 20 have been awarded Task Orders. The table below summarizes the overall achieved subconsultant participation of the 24 on- call contracts as of March 31, 2019.

Overall achieved subconsultant participation by Business Enterprise

Business Enterprise	Achieved (%)	Achieved (\$)
MBE	22.92%	\$25,180,174.96
WBE	12.25%	\$13,460,821.52
SBE	18.67%	\$20,509,977.38
EBE	19.02%	\$20,889,159.45
DVBE	1.04%	\$1,144,219.66
OBE	10.91%	\$11,980,213.68
Total Subconsultant Participation	62.97%	\$69,175,560.85
Total Invoiced Amount		\$109,851,854.53

Analysis of each on-call consulting firm as of March 31, 2019:

All information in the following tables is based on the approved budget and agreements executed before April 1, 2019 and total invoiced amounts.

Per the requirements of the RFQ, the Consultants were expected to solicit subconsultants from their latest approved Schedule A, List of Potential MBE/WBE/SBE/EBE/DVBE/OBE

PAGE 17

Subconsultants for each awarded Task Order, to fulfill the City's anticipated participation levels. The subconsultant participation levels that the selected Consultants pledged, as shown in the following tables, are based on the scope of services required in the TOS.

Gender/Ethnicity Codes:

AA = African American

SAA = Subcontinent Asian American

C = Caucasian

M = Male

HA = Hispanic American

APA = Asian Pacific American

NA = Native American

F = Female

1. CH2M HILL Engineers, Inc. (CH2M) (C-124343)

The information provided below for the TOSes assigned under this contract is pending verification by the Bureau of Contract Administration.

CH2M submitted proposals for ten task orders and was awarded nine.

TOS SN-4: Mike Urban Hydrodynamic Model Revalidation

This TOS was awarded with pledged participation levels of 10.68 percent MBE, 4.32 percent WBE, 10.68 percent SBE, 10.68 percent EBE, 0 percent DVBE, and 74.99 percent OBE. The TOS was amended on December 28, 2015 to increase the cost ceiling and extend the term of the agreement. For Amendment No. 1, CH2M Hill pledged 3.39 percent MBE, 6.64 percent WBE, 12.06 percent SBE, 12.06 percent EBE, 0 percent DVBE, and 65.79 percent OBE. On September 15, 2016, the Board adopted Amendment No. 2 to this TOS to increase the cost ceiling and extend the term of the agreement. For Amendment No. 2, CH2M Hill Engineers, Inc. pledged 3.39 percent MBE, 6.64 percent WBE, 12.06 percent SBE, 12.06 percent EBE, 0 percent DVBE, and 65.79 percent OBE. On March 7, 2017, the Board adopted Amendment No. 3 to this TOS to extend the term of the agreement. For Amendment No. 3, there were no changes to the subconsultant utilization. On August 23, 2017, the Board adopted Amendment No. 3 to this TOS to extend the term of the agreement. For Amendment No. 3, there were no changes to the subconsultant utilization. On August 21, 2017, the Board adopted Amendment No. 4 to this TOS to extend the term of the agreement. For Amendment No. 4, CH2M Hill Engineers, Inc. pledged 10.93 percent MBE, 5.64 percent WBE, 10.97 percent SBE, 0 percent EBE, 0 percent DVBE, and 68.10 percent OBE. Per the final subcontracting report dated December 23, 2016, CH2M Hill Engineers, Inc. achieved 10.93 percent MBE, 5.64 percent WBE, 10.97 percent SBE, 10.97 percent EBE, 0 percent DVBE, and 68.10 percent OBE.

BUREAU OF SANITATION
BUREAU OF CONTRACT ADMINISTRATION
JOINT BOARD REPORT No. 1
JULY 15, 2019

PAGE 18

Per the final subcontracting report dated December 23, 2016, the achieved subconsultant participation levels were as follows:

Subconsultants	Gender/ Ethnicity	MBE/WBE/SBE/E BE/DVBE/OBE	(%) of Total Invoiced	(\$) Amount Invoiced to Date
E.W. Moon*	F/C	MBE	1.98%	\$9,498.08
MapVision Technologies, Inc.	M/SAA	MBE/SBE/EBE	8.95%	\$42,980.85
Vieux & Associates, Inc.*	F/C	WBE	3.63%	\$17,400.00
IEM*	M/C	WBE/SBE/EBE	2.02%	\$9,680.64
DHI, Inc.*	-	OBE	67.32%	\$323,147.00
Fasold Control System*	-	OBE	0.78%	\$3,720.00
Total MBE Participation			10.93%	\$52,478.93
Total WBE Participation			5.64%	\$27,080.64
Total SBE Participation			10.97%	\$52,661.49
Total EBE Participation			10.97%	\$52,661.49
Total DVBE Participation			0.00%	\$0.00
Total OBE Participation			68.10%	\$326,867.00
Total Subconsultant Participation			84.67%	\$406,426.57
Prime Participation			15.33%	\$73,573.43
Total Invoiced to Date				\$480,000.00

*These subconsultants were added to the Consultant's approved Schedule A with the proper performance of a MSO.

TOS SN-6: Implementation Support Services for the Exclusive Commercial and Multi-family Home Solid Waste Franchise System

This TOS was awarded with pledged participation levels of 64.17 percent MBE, 4.17 percent WBE, 1.67 percent SBE, 1.67 percent EBE, 0.83 percent DVBE, and 1.67 percent OBE. The TOS was amended on April 3, 2017 to increase the cost ceiling and extend the term of the agreement. For Amendment No. 1, CH2M Hill pledged 68.37 percent MBE, 1.14 percent WBE, 0.59 percent SBE, 0.59 percent EBE, 0 percent DVBE, and 2.4 percent OBE. On October 25, 2018, the Board adopted Amendment No. 2 to this TOS to increase the cost ceiling and extend the term of the agreement. For Amendment No. 2, CH2M Hill Engineers, Inc. pledged 66.66 percent MBE, 2.54 percent WBE, 6.63 percent SBE, 6.18 percent EBE, 0 percent DVBE, and 1.49 percent OBE. Per the final subcontracting report dated December 24, 2018, CH2M Hill Engineers, Inc. achieved 61.51 percent MBE, 3.02 percent WBE, 3.95 percent SBE, 3.95 percent EBE, 0 percent DVBE, and 2.61 percent OBE. This TOS is no longer active.

Per the final subcontracting report dated December 24, 2018, the achieved subconsultant participation levels were as follows:

Subconsultants	Gender/ Ethnicity	MBE/WBE/SBE/ EBE/DVBE/OBE	(%) of Total Invoiced	(\$) Amount Invoiced to Date
Agile-1 ¹	F/AA	MBE	51.17%	\$6,092,152.00
Sensis ¹	-/HA	MBE	3.16%	\$376,023.00
EnviCraft ²	M/APA	MBE	0.11%	\$12,558.00
Innovative Logics ¹	M/SAA	MBE	3.12%	\$371,238.00
E. Tseng & Associates	M/APA	MBE/SBE/EBE	3.95%	\$470,475.00
Campos Communications ²	F/HA	WBE	1.01%	\$120,750.00
Cybele Chang Consulting ¹	F/APA	WBE	0.05%	\$5,785.00
Effect Strategies LLC ¹	F/C	WBE	1.20%	\$142,847.00

BUREAU OF SANITATION
BUREAU OF CONTRACT ADMINISTRATION
JOINT BOARD REPORT No. 1
JULY 15, 2019

PAGE 20

Subconsultants	Gender/ Ethnicity	MBE/WBE/SBE/ EBE/DVBE/OBE	(%) of Total Invoiced	(\$) Amount Invoiced to Date
Morcos Group	F/C	WBE	0.76%	\$90,382.00
The Sierra Group	F/HA	WBE	0.00%	\$100.00
FCS Group ¹	-	OBE	0.37%	\$44,169.00
Imprenta Communications ²	-	OBE	0.71%	\$84,048.00
JRM&A ²	-	OBE	0.33%	\$39,490.00
Simpson & Simpson Management Consulting	-	OBE	0.54%	\$64,165.00
WIH Resources Group, Inc.	-	OBE	0.67%	\$79,381.00
Total MBE Participation			61.51%	\$7,322,446.00
Total WBE Participation			3.02%	\$359,864.00
Total SBE Participation			3.95%	\$470,475.00
Total EBE Participation			3.95%	\$470,475.00
Total DVBE Participation			0.00%	\$0.00
Total OBE Participation			2.61%	\$311,253.00
Total Subconsultant Participation			67.14%	\$7,993,563.00
Prime Participation			32.86%	\$3,911,658.06
Total Invoiced to Date				\$11,905,221.06

¹ These subconsultants were added to the Consultant's approved Schedule A with the proper performance of a MSO.

² These subconsultants were added to the Task Order without the proper performance of a MSO.

TOS SN-18: Finished Water Disinfection Standard Study at TIWRP AWP

This TOS was awarded with pledged participation levels of 0 percent MBE, 0 percent WBE, 5.33 percent SBE, 0 percent EBE, 0 percent DVBE, and 34.46 percent OBE. Per the final subcontracting report dated January 26, 2019, CH2M Hill Engineers, Inc. achieved 0 percent MBE, 0 percent WBE, 0 percent SBE, 0 percent EBE, 0 percent DVBE and 27.57 percent OBE. This TSO is no longer active. Per the final subcontracting report, the achieved subconsultant participation.

Subconsultants	Gender/ Ethnicity	MBE/WBE/SBE/ BE/DVBE/OBE	(%) of Total Invoiced	(\$) Amount Invoiced to Date
Carollo	-	OBE	27.57%	\$11,627.50
Total MBE Participation			0.00%	\$0.00
Total WBE Participation			0.00%	\$0.00
Total SBE Participation			0.00%	\$0.00
Total EBE Participation			0.00%	\$0.00
Total DVBE Participation			0.00%	\$0.00
Total OBE Participation			27.57%	\$11,627.50
Total Subconsultant Participation			27.57%	\$11,627.50
Prime Participation			72.43%	\$30,541.47
Total Invoiced to Date				\$42,168.97

TOS SN-31: Hollenbeck Park Lake Rehabilitation Study

This TOS was awarded with pledged participation levels of 15.45 percent MBE, 0 percent WBE, 8.23 percent SBE, 8.23 percent EBE, 0 percent DVBE, and 44.15 percent OBE. Per the final subcontracting report dated August 22, 2016, CH2M Hill Engineers, Inc. achieved 17.27 percent MBE, 0 percent WBE, 2.01 percent SBE, 2.01 percent EBE, 0 percent DVBE and 39.81 percent OBE. This TOS is no longer active.

BUREAU OF SANITATION
BUREAU OF CONTRACT ADMINISTRATION
JOINT BOARD REPORT No. 1
JULY 15, 2019

PAGE 22

Per the final subconsulting report dated August 2, 2016, the achieved subconsultant participation levels were as follows:

Subconsultants	Gender/ Ethnicity	MBE/WBE/SBE/ EBE/DVBE/OBE	(%) of Total Invoiced	(\$) Amount Invoiced to Date
Global Business Solutions, Inc *	F/SAA	MBE	17.27%	\$25,264.40
Tree of Life Nursery*	-	SBE/EBE	2.01%	\$2,934.14
The Pond Company*	-	OBE	2.28%	\$3,337.75
Natural Rock Formation / Floating Islands West LLC ¹	-	OBE	37.53%	\$54,900.00
Total MBE Participation			17.27%	\$25,264.00
Total WBE Participation			0.00%	\$0.00
Total SBE Participation			2.01%	\$2,934.14
Total EBE Participation			2.01%	\$2,934.14
Total DVBE Participation			0.00%	\$0.00
Total OBE Participation			39.81%	\$58,237.75
Total Subconsultant Participation			59.08%	\$ 86,436.29
Prime Participation			40.92%	\$59,859.23
Total Invoiced to Date				\$146,295.52

*These subconsultants were added to the Consultant's approved Schedule A with the proper performance of a MSO.

¹This subconsultant was added to the Task Order without the proper performance of a MSO.

BUREAU OF SANITATION
BUREAU OF CONTRACT ADMINISTRATION
JOINT BOARD REPORT No. 1
JULY 15, 2019

PAGE 23

TOS SN-45: Implementation of Hollenbeck Park Lake Rehabilitation Project

This TOS was awarded with pledged participation levels of 7.83 percent MBE, 0 percent WBE, 11.20 percent SBE, 11.20 percent EBE, 0 percent DVBE, and 0 percent OBE. Per the final subcontracting report dated May 1, 2017, CH2M Hill Engineers, Inc. achieved 24.74 percent MBE, 19.81 percent WBE, 0 percent SBE, 0 percent EBE, 0 percent DVBE and 12 percent OBE. This TOS is no longer active.

Per the final subcontracting report dated May 1, 2017, the achieved subconsultant participation levels were as follows:

Subconsultants	Gender/ Ethnicity	MBE/WBE/SBE/ EBE/DVBE/OBE	(%) of Total Invoiced	(\$) Amount Invoiced to Date
California Watershed Engineering	M/SAA	MBE/SBE/EBE	0.00%	\$0.00
Global Design Build, Inc.*	M/HA	MBE	13.81%	\$52,129.09
The Pond Company*	-	SBE/EBE	0.00%	\$0.00
Total MBE Participation			13.81%	\$52,129.09
Total WBE Participation			0.00%	\$0.00
Total SBE Participation			0.00%	\$0.00
Total EBE Participation			0.00%	\$0.00
Total DVBE Participation			0.00%	\$0.00
Total OBE Participation			0.00%	\$0.00
Total Subconsultant Participation			13.81%	\$52,129.09
Prime Participation			86.19%	\$325,242.32
Total Invoiced to Date				\$377,371.41

*These subconsultants were added to the Consultant's approved Schedule A with the proper performance of a MSO.

BUREAU OF SANITATION
BUREAU OF CONTRACT ADMINISTRATION
JOINT BOARD REPORT No. 1
JULY 15, 2019

PAGE 24

TOS SN-52: Los Angeles Wastewater Information Network System (LAWINS)

This TOS was awarded with pledged participation levels of 28.16 percent MBE, 18.37 percent WBE, 18.37 percent SBE, 18.37 percent EBE, 0 percent DVBE, and 11.95 percent OBE. The task agreement was amended on September 15, 2016 to increase the cost ceiling and extend the term of the agreement. For Amendment No. 1, CH2M Hill pledged 3.39 percent MBE, 6.64 percent WBE, 12.06 percent SBE, 12.06 percent EBE, 0 percent DVBE, and 65.79 percent OBE. Per the final subcontracting report dated March 6, 2017, CH2M Hill Engineers, Inc. achieved 24.74 percent MBE, 19.81 percent WBE, 0 percent SBE, 0 percent EBE, 0 percent DVBE, and 12 percent OBE. This TOS is no longer active.

Per the final subcontracting report dated March 6, 2017, the achieved subconsultant participation levels were as follows:

Subconsultants	Gender/ Ethnicity	MBE/WBE/SBE/ EBE/DVBE/OBE	(%) of Total Invoiced	(\$) Amount Invoiced to Date
E.W. Moon	M/AA	MBE	23.25%	\$231,831.66
MapVision Technologies, Inc.	M/SAA	MBE	1.49%	\$14,877.90
Integrated Engineering Management	F/C	WBE	19.81%	\$197,575.93
MWH Americas, Inc.	-	OBE	0.00%	\$0.00
Fasold Control Systems, Inc.	-	OBE	11.85%	\$118,206.75
DHI Inc.*	-	OBE	0.14%	\$1,429.00
Total MBE Participation			24.74%	\$246,709.56

BUREAU OF SANITATION
BUREAU OF CONTRACT ADMINISTRATION
JOINT BOARD REPORT No. 1
JULY 15, 2019

PAGE 25

Subconsultants	(%) of Total Invoiced	(\$) Amount Invoiced to Date
Total WBE Participation	19.81%	\$197,575.93
Total SBE Participation	0.00%	\$0.00
Total EBE Participation	0.00%	\$0.00
Total DVBE Participation	0.00%	\$0.00
Total OBE Participation	12.00%	\$119,635.75
Total Subconsultant Participation	56.55%	\$563,921.24
Prime Participation	43.45%	\$433,228.22
Total Invoiced to Date		\$997,149.46

*These subconsultants were added to the Consultant's approved Schedule A with the proper performance of a MSO.

TOS SN-75: Stormwater Green Infrastructure Academy Project

This TOS was awarded with pledged participation levels of 0 percent MBE, 0 percent WBE, 8.33 percent SBE, 0 percent EBE, 0 percent DVBE, and 8.33 percent OBE. Per the final subcontracting report dated November 15, 2018, CH2M Hill Engineers, Inc. achieved 0 percent MBE, 0 percent WBE, 1.95 percent SBE, 0 percent EBE, 0 percent DVBE and 0 percent OBE. This TOS is no longer active.

Per the subcontracting report dated November 15, 2018 the achieved subconsultant participation levels were as follows:

BUREAU OF SANITATION
BUREAU OF CONTRACT ADMINISTRATION
JOINT BOARD REPORT No. 1
JULY 15, 2019

PAGE 26

Subconsultants	Gender/ Ethnicity	MBE/WBE/SBE/ EBE/DVBE/OBE	(%) of Total Invoiced	(\$) Amount Invoiced to Date
S. Groner Associates, Inc. ¹	-	SBE	1.95%	\$1,173.00
LA Trade Tech College (LATTC) ²	-	OBE	0.00%	\$0.00
Council for Watershed Health (CWH)*	-	OBE	0.00%	\$0.00
Total MBE Participation			0.00%	\$0.00
Total WBE Participation			0.00%	\$0.00
Total SBE Participation			1.95%	\$1,173.00
Total EBE Participation			0.00%	\$0.00
Total DVBE Participation			0.00%	\$0.00
Total OBE Participation			0.00%	\$0.00
Total Subconsultant Participation			1.95%	\$ 11,73.00
Prime Participation			98.05%	\$58,955.38
Total Invoiced to Date				\$60,128.38

¹ This subconsultant was added to the Consultant's approved Schedule A with the proper performance of a MSO.

² This subconsultant was added to the Task Order and the Schedule A without the proper performance of a MSO.

TOS SN-83: LA Industry Business Outreach Planning Support

This TOS was awarded with pledged participation levels of 0 percent MBE, 90 percent WBE, 0 percent SBE, 0 percent EBE, 0 percent DVBE, and 0 percent OBE. Per the final subcontracting report dated June 28, 2018, CH2M Hill Engineers, Inc. achieved 0 percent MBE, 88.78 percent WBE, 0 percent SBE, 0 percent EBE, 0 percent DVBE and 0 percent OBE. This TOS is no longer active.

Per the final subconsultant report, the archived subconsultant participation levels were as follows:

Subconsultants	Gender/ Ethnicity	MBE/WBE/SBE/ BE/DVBE/OBE	(%) of Total Invoiced	(\$) Amount Invoiced to Date
ETR Consultants LLC	F/AA	WBE	88.78%	\$79,866.00
Total MBE Participation			0.00%	\$0.00
Total WBE Participation			88.78%	\$79,866.00
Total SBE Participation			0.00%	\$0.00
Total EBE Participation			0.00%	\$0.00
Total DVBE Participation			0.00%	\$0.00
Total OBE Participation			0.00%	\$0.00
Total Subconsultant Participation			88.78%	\$79,866.00
Prime Participation			11.22%	\$10,097.00
Total Invoiced to Date				\$89,963.00

2. AECOM Technical Services, Inc. (AECOM) (C-124327)

AECOM submitted proposals for seven task orders and was awarded five.

BUREAU OF SANITATION
BUREAU OF CONTRACT ADMINISTRATION
JOINT BOARD REPORT No. 1
JULY 15, 2019

PAGE 28

TOS SN-3: Implementation of Zonar Fleet Optimization Program Phase II and III

This TOS was awarded with pledged participation levels of 0 percent MBE, 0 percent WBE, 9.35 percent SBE, 9.35 percent EBE, 0 percent DVBE, and 40.67 percent OBE. Per the final subconsulting report, dated November 13, 2017, AECOM achieved 51.70 percent MBE, 9.79 percent WBE, 57.66 percent SBE and 57.66 percent EBE, 0 percent DVBE and 6.42 percent OBE. This TOS is no longer active.

Per the final subconsulting report, the achieved subconsultant participation levels were as follows:

Subconsultants	Gender/ Ethnicity	MBE/WBE/SBE/ BE/DVBE/OBE	(%) of Total Invoiced	(\$) Amount Invoiced to Date
EPCM-RMS*	M/HA	MBE	51.70%	\$346,746.64
EPCM-RMS*	-	SBE/EBE	47.86%	\$321,051.00
The Morcos Group	F/C	WBE/SBE/EBE	9.79%	\$65,688.00
Zonar Systems, Inc. ¹	-	OBE	6.42%	\$43,048.00
Total MBE Participation			51.70%	\$346,747.00
Total WBE Participation			9.79%	\$65,688.00
Total SBE Participation			57.66%	\$386,739.00
Total EBE Participation			57.66%	\$386,739.00
Total DVBE Participation			0.00%	\$0.00
Total OBE Participation			6.42%	\$43,048.00
Total Subconsultant Participation			67.91%	\$455,483.00
Prime Participation			32.09%	\$215,262.00
Total Invoiced to Date				\$670,744.70

*These subconsultants were added to the Consultant's approved Schedule A with the proper performance of a MSO. The SBE/EVE was certified November 9, 2016 until November 9, 2018.

¹The services of Zonar Systems (OBE), such as project management for the Zonar GPS service and hardware use, were no longer needed due to the change of scope of work. Their contract budget was reallocated to EPCM-RMS (MBE/SBE/EBE) and The Morcos Group (WBE/SBE/EBE) to continue supporting all fleet optimization program Phase II and III activities.

TOS SN-40: Chief Sustainability Officers Mobilization and Management Network

This TOS was awarded with pledged participation levels of 0 percent MBE, 0 percent WBE, 0 percent SBE, 0 percent EBE, 0 percent DVBE, and 86.84 percent OBE. On November 19, 2015 the TOS was amended (Amendment No. 1) to increase the contract cost from \$47,300 to \$85,673, without changing the subconsultant utilization. With Amendment No. 1, AECOM pledged 0 percent MBE, 0 percent WBE, 0 percent SBE, 0 percent EBE, 0 percent DVBE, and 47.86 percent OBE. This TOS was amended a second time (Amendment No. 2) on July 11, 2016, to extend the term to December 30, 2016. Amendment No. 2 did not require subconsultant utilization. On September 23, 2016, the TOS was amended a third time (Amendment No. 3) to increase the cost ceiling to \$145,673 and extend the term to March 31, 2017 with subconsultant utilization needed. Amendment No. 4 to this TOS was executed on April 19, 2017 to increase the contract amount to \$372,673 and extend the term to March 31, 2019. Subconsultant EPCM-RMS was utilized to assist the project team with services provided under this Amendment. Per the latest subconsultant utilization profile, dated October 22, 2018, AECOM achieved 10.74 percent MBE, 0.88 percent WBE, 11.61 percent SBE, 11.61 percent EBE, 0 percent DVBE and 0 percent OBE. This TOS is no longer active.

Per the latest subconsultant utilization profile dated October 22, 2018, the achieved subconsultant participation levels were as follows:

Subconsultants	Gender/ Ethnicity	MBE/WBE/SBE/EBE/ DVBE/OBE	(%) of Total Invoiced	(\$) Amount Invoiced to Date
EPCM-RMS	M/HA	MBE/SBE/EBE	10.74%	\$25,000.00
The Morcos Group	F/C	WBE/SBE/EBE	0.88%	\$2,042.00
Total MBE Participation			10.74%	\$25,000.00

BUREAU OF SANITATION
BUREAU OF CONTRACT ADMINISTRATION
JOINT BOARD REPORT No. 1
JULY 15, 2019

PAGE 30

Subconsultants	(%) of Total Invoiced	(\$) Amount Invoiced to Date
Total WBE Participation	0.88%	\$2,042.00
Total SBE Participation	11.61%	\$27,042.00
Total EBE Participation	11.61%	\$27,042.00
Total DVBE Participation	0.00%	\$0.00
Total OBE Participation	0.00%	\$0.00
Total Subconsultant Participation	11.61%	\$27,042.00
Prime Participation	88.39%	\$205,834.82
Total Invoiced to Date		\$232,876.82

TOS SN-60: Liquefied Natural Gas (LNG)/Compressed Natural Gas (CNG) Safety Evaluation and Recommendations

This TOS was executed on October 11, 2016 with pledged participation levels of 0 percent MBE, 0 percent WBE, 9.35 percent SBE, 9.35 percent EBE, 0 percent DVBE, and 40.67 percent OBE. Per the latest subconsultant utilization profile, dated November 29, 2017, AECOM achieved 0 percent MBE, 0 percent WBE, 8.92 percent SBE, 8.92 percent EBE, 0 percent DVBE and 38.80 percent OBE. This TOS is no longer active.

BUREAU OF SANITATION
BUREAU OF CONTRACT ADMINISTRATION
JOINT BOARD REPORT No. 1
JULY 15, 2019

PAGE 31

Per the latest subconsultant utilization profile dated November 29, 2017, the achieved subconsultant participation levels were as follows:

Subconsultants	Gender/ Ethnicity	MBE/WBE/SBE/ EBE/DVBE/OBE	(%) of Total Invoiced	(\$) Amount Invoiced to Date
Safety Compliance Management (SCM)*	-	SBE/EBE	8.92%	\$10,000.00
Natural Gas Vehicle Institute (NGVi)*	-	OBE	38.80%	\$43,518.00
Total MBE Participation			0.00%	\$0.00
Total WBE Participation			0.00%	\$0.00
Total SBE Participation			8.92%	\$10,000.00
Total EBE Participation			8.92%	\$10,000.00
Total DVBE Participation			0.00%	\$0.00
Total OBE Participation			38.80%	\$43,518.00
Total Subconsultant Participation			47.72%	\$53,518.00
Prime Participation			52.28%	\$58,642.74
Total Invoiced to Date				\$112,160.74

*These subconsultants were added to the Consultant's approved Schedule A with the proper performance of a MSO.

TOS SN-81: San Fernando Relief Sewer Concept Study (Doran to Division Street)

This TOS was awarded with pledged participation levels of 37.30 percent MBE, 13.47 percent WBE, 13.47 percent SBE, 13.47 percent EBE, 0 percent DVBE and 0 percent OBE. As of November 1, 2018, AECOM has achieved 39.11 percent MBE, 14.12 percent WBE, 14.12 percent SBE, 14.12 percent EBE, 0 percent DVBE and 0 percent OBE. This TOS is still active and will continue after Board adoption of the renewal option.

BUREAU OF SANITATION
BUREAU OF CONTRACT ADMINISTRATION
JOINT BOARD REPORT No. 1
JULY 15, 2019

PAGE 32

As of November 1, 2018, the achieved subconsultant participation levels are as follows:

Subconsultants	Gender/ Ethnicity	MBE/WBE/SBE/ EBE/DVBE/OBE	(%) of Total Invoiced	(\$) Amount Invoiced to Date
Ninyo & Moore	M/HA	MBE	39.11%	\$90,000.00
The Morcos Group	F/C	WBE/SBE/EBE	14.12%	\$32,500.00
Total MBE Participation			39.11%	\$90,000.00
Total WBE Participation			14.12%	\$32,500.00
Total SBE Participation			14.12%	\$32,500.00
Total EBE Participation			14.12%	\$32,500.00
Total DVBE Participation			0.00%	\$0.00
Total OBE Participation			0.00%	\$0.00
Total MBE/WBE/SBE/EBE/DVBE/OBE Participation			53.23%	\$122,500.00
Prime Participation			46.78%	\$107,620.52
Total Invoiced to Date				\$230,120.52

TOS SN-102: Hyperion Water Reclamation Plant - Acute Toxicity and Ammonia Study and Workplan

This TOS was awarded with pledged participation levels of 0 percent MBE, 5 percent WBE, 13.75 percent SBE, 5 percent EBE, 0 percent DVBE, and 0 percent OBE.

There is no achieved table for this TOS since no invoices were received.

3. Brown and Caldwell, Inc. (C-124326)

The information provided below for the TOSes assigned under this contract is pending verification by the Bureau of Contract Administration.

BUREAU OF SANITATION
BUREAU OF CONTRACT ADMINISTRATION
JOINT BOARD REPORT No. 1
JULY 15, 2019

PAGE 33

Brown and Caldwell submitted proposals for nine task orders and was awarded six.

TOS SN-2B: Sewer Planning Support Services

This TOS was awarded with pledged participation levels of 27.10 percent MBE, 20.48 percent WBE, 20.48 percent SBE, 20.48 percent EBE, 0 percent DVBE, and 0 percent OBE. On December 21, 2016, the Board adopted Amendment No. 1 to this TOS to increase the cost ceiling and extend the term of the agreement. For Amendment No. 1, Brown and Caldwell pledged 26.55 percent MBE, 20.06 percent WBE, 20.06 percent SBE, 20.06 percent EBE, 0 percent DVBE, and 1.07 percent OBE. Per the final subcontracting report dated December 20, 2018, Brown and Caldwell achieved 31.39 percent MBE, 48.76 percent WBE, 48.76 percent SBE, 48.76 percent EBE, 0 percent DVBE, and 4.39 percent OBE.

Per the final subcontracting report dated December 20, 2018, the achieved subconsultant participation levels were as follows:

Subconsultants	Gender/ Ethnicity	MBE/WBE/ SBE/EBE/ DVBE/OBE	(%) of Total Invoiced	(\$) Amount Invoiced to Date
Murakawa Communications Inc.*	F/APA	MBE	31.39%	\$853,482.63
PMCS Group	F/C	WBE/SBE/ EBE	48.76%	\$1,325,936.95
BluEvolutionNow	-	OBE	2.55%	\$69,250.00
Clemson Engineering Hydraulics**	-	OBE	1.84%	\$50,000.00
Total MBE Participation			31.39%	\$853,482.63
Total WBE Participation			48.76%	\$1,325,936.95
Total SBE Participation			48.76%	\$1,325,936.95

BUREAU OF SANITATION
BUREAU OF CONTRACT ADMINISTRATION
JOINT BOARD REPORT No. 1
JULY 15, 2019

PAGE 34

Subconsultants	(%) of Total Invoiced	(\$) Amount Invoiced to Date
Total EBE Participation	48.76%	\$1,325,936.95
Total DVBE Participation	0.00%	\$0.00
Total OBE Participation	4.39%	\$119,250.00
Total Subconsultant Participation	84.53%	\$2,298,669.58
Prime Participation	15.47%	\$420,688.15
Total Invoiced to Date		\$2,719,357.73

* Murakawa is MBE. They were listed incorrectly as WBE in the original Board Report

**Clemson was added with a proper MSO but no Schedule B was submitted, subcontractor was used and participation included in Schedule C.

TOS SN-12: Monitoring in the Upper Los Angeles River and Santa Monica Bay Watersheds

This TOS was awarded with no subcontractors.

On July 19, 2016, the Board adopted Amendment No. 1 to this TOS to extend the term of the agreement. For Amendment No. 1, there were no changes to subconsultant utilization. On June 2, 2017, the Board adopted Amendment No. 2 to this TOS to extend the term of the agreement. For Amendment No. 2, the pledged participation levels were 59.29 percent MBE, 0 percent WBE, 0 percent SBE, 0 percent EBE, 0 percent DVBE, and 0 percent OBE. Per the final subcontracting report dated September 11, 2018, Brown and Caldwell achieved 66.93 percent MBE, 0 percent WBE, 0 percent SBE, 0 percent EBE, 0 percent DVBE, and OBE.

Per the final subcontracting report dated September 11, 2018, the achieved subconsultant participation levels were as follows:

BUREAU OF SANITATION
BUREAU OF CONTRACT ADMINISTRATION
JOINT BOARD REPORT No. 1
JULY 15, 2019

PAGE 35

Subconsultants	Gender/ Ethnicity	MBE/WBE/SBE/E BE/DVBE/OBE	(%) of Total Invoiced	(\$) Amount Invoiced to Date
Carter Industrial Automation, Inc.	M/AA	MBE	66.93%	\$117,128.00
Total MBE Participation			66.93%	\$117,128.00
Total WBE Participation			0.00%	\$0.00
Total SBE Participation			0.00%	\$0.00
Total EBE Participation			0.00%	\$0.00
Total DVBE Participation			0.00%	\$0.00
Total OBE Participation			0.00%	\$0.00
Total Subconsultant Participation			66.93%	\$117,128.00
Prime Participation			33.07%	\$57,868.00
Total Invoiced to Date				\$174,996.00

TOS SN-19: Sewer Planning Support Services

This TOS was awarded with pledged participation levels of 22.46 percent MBE, 1.02 percent WBE, 22.29 percent SBE, 22.29 percent EBE, 0 percent DVBE, and 12.31 percent OBE. On July 14, 2016, the Board adopted Amendment No. 1 to this TOS to increase the cost ceiling. For Amendment No. 1, Brown and Caldwell pledged 22.40 percent MBE, 1.02 percent WBE, 22.23 percent SBE, 22.23 percent EBE, 0 percent DVBE, and 12.28 percent OBE. On January 3, 2017, the Board adopted Amendment No. 2 to this TOS to increase the cost ceiling. For Amendment No. 2, Brown and Caldwell pledged 22.29 percent MBE, 1.02 percent WBE, 22.11 percent SBE, 22.11 percent EBE, 0 percent DVBE, and 12.21 percent OBE. On May 2, 2017, the Board adopted Amendment No. 3 to this TOS to increase the cost ceiling. For Amendment No. 3, Brown and Caldwell pledged 22.59 percent MBE, 1.35 percent WBE, 23.09 percent SBE, 22.75 percent EBE, 0 percent DVBE, and 16.94 percent OBE. On February 22, 2018, the Board adopted Amendment No. 4 to this TOS to increase the cost ceiling. For Amendment No. 4, Brown and Caldwell pledged 22.38 percent MBE, 1.34 percent WBE, 22.87 percent SBE, 22.54

BUREAU OF SANITATION
BUREAU OF CONTRACT ADMINISTRATION
JOINT BOARD REPORT No. 1
JULY 15, 2019

PAGE 36

percent EBE, 0 percent DVBE, and 16.78 percent OBE. Per the final subcontracting report dated April 30, 2018, Brown and Caldwell achieved 22.38 percent MBE, 0.62 percent WBE, 22.31 percent SBE, 20.88 percent EBE, 0 percent DVBE, and 15.97 percent OBE.

Per the final subcontracting report dated April 30, 2018, the achieved subconsultant participation levels were as follows:

Subconsultants	Gender/ Ethnicity	MBE/WBE/SBE/ EBE/DVBE/OBE	(%) of Total Invoiced	(\$) Amount Invoiced to Date
Carter Automation	M/AA	MBE	22.38%	\$668,304.00
DR Consultants	F/HA	WBE	0.33%	\$10,000.00
Freeth-Moroz	F/C	WBE/SBE/EBE	0.28%	\$8,385.00
Trussel Technologies, Inc.	-	SBE/EBE	20.60%	\$615,235.57
Trussel Technologies, Inc.	-	SBE	1.43%	\$42,663.25
Murray Construction	-	OBE	15.97%	\$476,769.45
Total MBE Participation			22.38%	\$668,304.00
Total WBE Participation			0.62%	\$18,385.00
Total SBE Participation			22.31%	\$666,283.82
Total EBE Participation			20.88%	\$623,620.57

BUREAU OF SANITATION
BUREAU OF CONTRACT ADMINISTRATION
JOINT BOARD REPORT No. 1
JULY 15, 2019

PAGE 37

Subconsultants	(%) of Total Invoiced	(\$) Amount Invoiced to Date
Total DVBE Participation	0.00%	\$0.00
Total OBE Participation	15.97%	\$476,769.45
Total Subconsultant Participation	60.99%	\$1,821,357.27
Prime Participation	39.01%	\$1,164,831.34
Total Invoiced to Date		\$2,986,188.61

TOS SN-42: Sewer Planning Support Services

This TOS was awarded with pledged participation levels of 14.58 percent MBE, 0 percent WBE, 12.21 percent SBE, 12.21 percent EBE, 0 percent DVBE, and 1.38 percent OBE. On November 17, 2015, the Board adopted Amendment No. 1 to this TOS to increase the cost ceiling and extend the term of the agreement. For Amendment No. 1, Brown and Caldwell pledged 28.70 percent MBE, 0 percent WBE, 9.37 percent SBE, 9.37 percent EBE, 0 percent DVBE, and 5.73 percent OBE. On December 8, 2016, the Board adopted Amendment No. 2 to this TOS to increase the cost ceiling and extend the term of the agreement. For Amendment No. 2, Brown and Caldwell pledged 20.73 percent MBE, 0 percent WBE, 13.19 percent SBE, 10.35 percent EBE, 0 percent DVBE, and 10.91 percent OBE. On May 26, 2017, the Board adopted Amendment No. 3 to this TOS to increase the cost ceiling and extend the term of the agreement. For Amendment No. 3, Brown and Caldwell pledged 23.06 percent MBE, 0 percent WBE, 9.12 percent SBE, 4.70 percent EBE, 0 percent DVBE, and 7.83 percent OBE. On December 15, 2017, the Board adopted Amendment No. 4 to this TOS to increase the cost ceiling and extend the term of the agreement. For Amendment No. 4, Brown and Caldwell pledged 24.71 percent MBE, 0 percent WBE, 9.23 percent SBE, 4.45 percent EBE, 0 percent DVBE, and 7.4 percent OBE. On December 20, 2018, the Board adopted Amendment No. 5 to this TOS to increase the cost ceiling and extend the term of the agreement. For Amendment No. 5, Brown and Caldwell pledged 19.51 percent MBE, 0 percent WBE, 8.55 percent SBE, 2.11 percent EBE, 0 percent DVBE, and 13.92 percent OBE. Per the final subcontracting report dated February 28, 2019, Brown and Caldwell achieved 22.03 percent MBE, 0 percent WBE, 9.40 percent SBE, 4.75 percent EBE, 0 percent DVBE, and 1.86 percent OBE.

BUREAU OF SANITATION
BUREAU OF CONTRACT ADMINISTRATION
JOINT BOARD REPORT No. 1
JULY 15, 2019

PAGE 38

Per the final subcontracting report dated February 28, 2019, the achieved subconsultant participation levels were as follows:

Subconsultants	Gender/ Ethnicity	MBE/WBE/SBE/ EBE/DVBE/OBE	(%) of Total Invoiced	(\$) Amount Invoiced to Date
American Integrated Services	M/HA	MBE	0.14%	\$760.00
Ninyo and Moore	M/HA	MBE	14.26%	\$76,372.98
Advanced Technology Laboratories	M/HA	MBE/SBE	4.66%	\$24,938.47
CoreProbe, International	-	MBE/SBE/EBE	2.97%	\$15,927.00
Millenium Environment	-	SBE	0.00%	\$0.00
Jones Environmental	-	SBE/EBE	1.68%	\$8,990.00
Subsurface Surveys	-	SBE/EBE	1.10%	\$520.00
Ecotech Environmental	-	OBE	1.86%	\$9,950.00
Gregg Drilling	-	OBE	0.00%	\$0.00
Microbial Insights	-	OBE	0.00%	\$0.00
Eurofins Calscience, Inc.	-	OBE	0.00%	\$0.00
Roadway Construction Services	-	OBE	0.00%	\$0.00

BUREAU OF SANITATION
BUREAU OF CONTRACT ADMINISTRATION
JOINT BOARD REPORT No. 1
JULY 15, 2019

PAGE 39

Subconsultants	(%) of Total Invoiced	(\$) Amount Invoiced to Date
Total MBE Participation	22.03%	\$117,998.45
Total WBE Participation	0.00%	\$0.00
Total SBE Participation	9.40%	\$50,375.47
Total EBE Participation	4.75%	\$25,437.00
Total DVBE Participation	0.00%	\$0.00
Total OBE Participation	1.86%	\$9,950.00
Total Subconsultant Participation	25.66%	\$137,458.45
Prime Participation	74.34%	\$398,244.55
Total Invoiced to Date		\$535,703.00

All subconsultants (except American Integrated Services) were added with an approved proper outreach performed AFTER the TOS was awarded with those subconsultants listed

TOS SN-71: Structural Condition Assessment of North Outfall Sewer

This TOS was awarded with pledged participation levels of 16.21 percent MBE, 2.91 percent WBE, 6.23 percent SBE, 4.16 percent EBE, 0 percent DVBE, and 40.50 percent OBE. Per the final subcontracting report dated January 15, 2019, Brown and Caldwell achieved 2.10 percent MBE, 0 percent WBE, 0 percent SBE, 0 percent EBE, 0 percent DVBE, and 36.60 percent OBE.

BUREAU OF SANITATION
BUREAU OF CONTRACT ADMINISTRATION
JOINT BOARD REPORT No. 1
JULY 15, 2019

PAGE 40

Per the final subcontracting report dated January 15, 2019, the achieved subconsultant participation levels were as follows:

Subconsultants	Gender/ Ethnicity	MBE/WBE/SBE/ EBE/DVBE/OBE	(%) of Total Invoiced	(\$) Amount Invoiced to Date
United Pumping Service, Inc.	M/HA	MBE	2.10%	\$29,214.26
Atlas Underground Inc.	M/HA	MBE	0.00%	\$0.00
Coast Surveying, Inc.	M/HA	MBE	0.00%	\$0.00
Murakawa Communications	F/APA	WBE	0.00%	\$0.00
MARRS Services, Inc.	F/SAA	WBE/SBE	0.00%	\$0.00
Subsurface Surveys and Associates, Inc.	-	SBE/EBE	0.00%	\$0.00
National Plant Services, Inc.	-	OBE	0.00%	\$0.00
Total MBE Participation			2.10%	\$29,214.26
Total WBE Participation			0.00%	\$0.00
Total SBE Participation			0.00%	\$0.00
Total EBE Participation			0.00%	\$0.00
Total DVBE Participation			0.00%	\$0.00
Total OBE Participation			38.60%	\$538,112.15

Subconsultants	(%) of Total Invoiced	(\$ Amount Invoiced to Date
Total Consultant Participation	40.69%	\$567,326.41
Prime Participation	59.31%	\$826,795.43
Total Invoiced to Date		\$1,394,121.84

TOS SN-91B: Phase II of the Structural Condition Assessment of the North Outfall Sewer

This TOS was awarded with pledged participation levels of 0 percent MBE, 0 percent WBE, 0 percent SBE, 0 percent EBE, 0 percent DVBE, and 65.75 percent OBE. There are no currently no invoices to date.

4. APTIM (C-124337)

The information provided below for the TOS assigned under this contract is pending verification by the Bureau of Contract Administration.

APTIM submitted proposals for three task orders and was awarded one.

TOS SN-64: Residential Food Waste In-Sink Disposal Pilot Program

The NTP for this TOS was executed on May 31, 2017 with pledged participation levels of 29.68 percent MBE, 0 percent WBE, 46.52 percent SBE and EBE, 23.46 percent DVBE, and 5.73 percent OBE. The TOS was subsequently amended (Amendment No. 1) on January 4, 2019 to increase extend the term to March 31, 2019. There were no changes to the contract ceiling and subcontractor pledged percentages with the Amendment. As of March 21, 2019, APTIM achieved 22.87 percent MBE, 0 percent WBE, 42.13 percent SBE, 42.13 percent EBE, 15.64 percent DVBE and 4.90 percent OBE. This TOS is still active and will continue after Board adoption of the renewal option.

BUREAU OF SANITATION
BUREAU OF CONTRACT ADMINISTRATION
JOINT BOARD REPORT No. 1
JULY 15, 2019

PAGE 42

As of March 21, 2019, the achieved subconsultant participation levels are as follows:

Subconsultants	Gender/ Ethnicity	MBE/WBE/SBE/ EBE/DVBE/OBE	(%) of Total Invoiced	(\$) Amount Invoiced to Date
Better Way Plumbing & Repairs, Inc. dba Better Way Mechanical Plumbing*	M/AA	MBE/SBE/EBE /DVBE	15.64%	\$222,924.08
MapVision Technologies, Inc.	M/SAA	MBE/SBE/EBE	7.24%	\$103,163.13
S. Groner Associates, Inc.*	-	SBE/EBE	19.25%	\$274,491.38
Babcock Laboratories, Inc.*	-	OBE	1.33%	\$18,915.00
Test America, Inc.*	-	OBE	4.90%	\$69,921.07
Total MBE Participation			22.87%	\$326,087.21
Total WBE Participation			0%	\$0.00
Total SBE Participation			42.13%	\$600,578.59
Total EBE Participation			42.13%	\$600,578.59
Total DVBE Participation			15.64%	\$222,924.08
Total OBE Participation			4.90%	\$69,921.07
Total Subconsultant Participation			48.36%	\$689,414.66
Prime Participation			51.64%	\$736,235.29
Total Invoiced to Date				\$1,425,649.95

*This subconsultant was added to the Consultant's approved Schedule A with the proper performance of a MSO.

APTIM performed a Good Faith Effort to reach out to qualified subconsultants in order to fulfill the City's anticipated subconsultant participation levels. However, they fell short of meeting the anticipated WBE level due to the lack of responses received or the inability of the subconsultant to meet the scope of work described in the TOS.

5. Hazen & Sawyer, P.C. (C-124322)

Hazen and Sawyer submitted proposals for four task orders and was awarded one.

TOS SN-26: Air Treatment Facilities (ATFs) Optimization

For the Notice to Proceed (NTP) for this TOS executed July 8, 2015 with a contract amount of \$135,000 including a \$17,047.00 contingency, Hazen & Sawyer pledged participation levels of 5.11 percent MBE, 0 percent WBE, 5.11 percent SBE, 0 percent EBE, 0 percent DVBE, and 22.97 percent OBE. The TOS was amended on January 7, 2016 to extend the contract term, and then subsequently amended again (Amendment No. 2) on June 7, 2016 to increase the ceiling and extend the term of the agreement. With Amendment No. 2, the pledged participation levels were changed to 4.57 percent MBE, 0 percent WBE, 4.57 percent SBE, 0 percent EBE, 0 percent DVBE, and 20.53% OBE. Per the final subcontracting report dated March 14, 2017, Hazen & Sawyer achieved 0 percent MBE, WBE, SBE, EBE, and DVBE and 23.13 percent OBE.

Per the final subcontracting report dated March 14, 2017, the achieved subconsultant participation levels were as follows:

Subconsultants	Gender/ Ethnicity	MBE/WBE/SBE/ EBE/DVBE/OBE	(%) of Total Invoiced	(\$) Amount Invoiced to Date
Environmental Treatment & Technology, Inc. dba Advanced Technology Laboratory (ATL)	M/HA	MBE/SBE	0.00%	\$0.00
Murray Company (ATF Biotracking)*	-	OBE	15.04%	\$19,591.00
Murray Company (Carbon Installation)*	-	OBE	1.44%	\$1,881.00
St. Croix Sensory*	-	OBE	6.64%	\$8,647.10
Total MBE Participation			0.00%	\$0.00
Total WBE Participation			0.00%	\$0.00

BUREAU OF SANITATION
BUREAU OF CONTRACT ADMINISTRATION
JOINT BOARD REPORT No. 1
JULY 15, 2019

PAGE 44

Subconsultants	(%) of Total Invoiced	(\$) Amount Invoiced to Date
Total SBE Participation	0.00%	\$0.00
Total EBE Participation	0.00%	\$0.00
Total DVBE Participation	0.00%	\$0.00
Total OBE Participation	23.13%	\$30,119.10
Total Subconsultant Participation	23.13%	\$30,119.10
Prime Participation	76.87%	\$100,105.08
Total Invoiced to Date		\$130,224.18

*These subconsultants were added to the Consultant's approved Schedule A with the proper performance of a MSO.

Hazen & Sawyer successfully completed their task order and had 0 percent MBE participation due to the services of the MBE subconsultant were no longer needed because their work had been performed by LASAN staff.

6. Black & Veatch Corporation (C-124323)

Black & Veatch Corporation submitted proposals for seven task orders and was awarded three.

TOS SN-59: N-Nitrosodimethylamine (NDMA) Precursor Control Strategies for Direct Potable Reuse

For the NTP for this TOS executed June 10, 2016 with a contract amount of \$140,000 including a \$20,000 Contingency, Black & Veatch pledged participation levels of 0 percent MBE, 0 percent WBE, 0 percent SBE, 0 percent EBE, 0 percent DVBE, and 41.67 percent OBE. As of December 19, 2018, the total achieved participation levels for this contract were 0 percent MBE, 0 percent WBE, 0 percent SBE, 0 percent EBE, 0 percent DVBE and 34.81 percent OBE.

BUREAU OF SANITATION
BUREAU OF CONTRACT ADMINISTRATION
JOINT BOARD REPORT No. 1
JULY 15, 2019

PAGE 45

As of December 19, 2018, the achieved subconsultant participation levels are as follows:

Subconsultants	Gender/ Ethnicity	MBE/WBE/SBE/ EBE/DVBE/OBE	(%) of Total Invoiced	(\$) Amount Invoiced to Date
Stanford University*	-	OBE	34.81%	\$45,000.00
Total MBE Participation			0.00%	\$0.00
Total WBE Participation			0.00%	\$0.00
Total SBE Participation			0.00%	\$0.00
Total EBE Participation			0.00%	\$0.00
Total DVBE Participation			0.00%	\$0.00
Total OBE Participation			34.81%	\$45,000.00
Total Subconsultant Participation			34.81%	\$45,000.00
Prime Participation			65.19%	\$84,284.00
Total Invoiced to Date				\$129,284.00

*This subconsultant was added to the Consultant's approved Schedule A with the proper performance of a MSO.

This TOS is still active and will continue following Board adoption of this renewal option.

TOS SN-77: Donald C. Tillman Water Reclamation Plant Storage Tank Automation: Real Time Decision Support System (RT-DSS)

For the NTP for this TOS executed May 30, 2017 with a contract amount of \$145,000, Black & Veatch pledged participation levels of 0 percent MBE, 4.08 percent WBE, 4.08 percent SBE, 4.08 percent EBE, 0 percent DVBE, and 62.04 percent OBE. This contract was completed with the total achieved participation levels of 0 percent MBE, 4.08 percent WBE, 4.08 percent SBE, 4.08 percent EBE, 0 percent DVBE and 61.35 percent OBE.

Per the Final Subcontracting Report dated January 29, 2019, the achieved subconsultant participation levels were as follows:

BUREAU OF SANITATION
BUREAU OF CONTRACT ADMINISTRATION
JOINT BOARD REPORT No. 1
JULY 15, 2019

PAGE 46

Subconsultants	Gender/ Ethnicity	MBE/WBE/SBE/E BE/DVBE/OBE	(%) of Total Invoiced	(\$) Amount Invoiced to Date
EW Consulting, Inc.*	F/C	WBE/SBE/EBE	4.08%	\$5,920.00
EmNet LLC*	N/A	OBE	61.35%	\$88,959.00
Total MBE Participation			0.00%	\$0.00
Total WBE Participation			4.08%	\$5,920.00
Total SBE Participation			4.08%	\$5,920.00
Total EBE Participation			4.08%	\$5,920.00
Total DVBE Participation			0.00%	\$0.00
Total OBE Participation			61.35%	\$88,959.00
Total Subconsultant Participation			65.43%	\$94,879.00
Prime Participation			34.57%	\$50,119.00
Total Invoiced to Date				\$144,998.00

*This subconsultant was added to the Consultant's approved Schedule A with the proper performance of a MSO.

Black & Veatch fell short of its pledged OBE participation because EmNet LLC was able to complete the assigned work under budget.

TOS SN-80: Sewer Force Main Inspection Pilot Study

For the NTP for this TOS executed November 15, 2017 with a contract amount of \$65,000, Black & Veatch pledged participation levels of 0 percent MBE, 5.38 percent WBE, 5.38 percent SBE, 5.38 percent EBE, 0 percent DVBE, and 73.08 percent OBE. This contract was completed with the total achieved participation levels of 0 percent MBE, 5.38 percent WBE, 5.38 percent SBE, 5.38 percent EBE, 0 percent DVBE and 73.08 percent OBE.

Per the Final Subcontracting Report dated August 15, 2018, the achieved subconsultant participation levels were as follows:

BUREAU OF SANITATION
BUREAU OF CONTRACT ADMINISTRATION
JOINT BOARD REPORT No. 1
JULY 15, 2019

PAGE 47

Subconsultants	Gender/ Ethnicity	MBE/WBE/SBE/E BE/DVBE/OBE	(%) of Total Invoiced	(\$) Amount Invoiced to Date
EW Consulting, Inc.	F/C	WBE/SBE/EBE	5.38%	\$3,500.00
Pure Technologies U.S., Inc.*	-	OBE	73.08%	\$47,500.00
Total MBE Participation			0.00%	\$0.00
Total WBE Participation			5.38%	\$3,500.00
Total SBE Participation			5.38%	\$3,500.00
Total EBE Participation			5.38%	\$3,500.00
Total DVBE Participation			0.00%	\$0.00
Total OBE Participation			73.08%	\$47,500.00
Total Subconsultant Participation			78.46%	\$51,000.00
Prime Participation			21.54%	\$14,000.00
Total Invoiced to Date				\$65,000.00

*This subconsultant was added to the Consultant's approved Schedule A with the proper performance of a MSO.

7. Carollo (C-124324)

The information provided below for the TOSes assigned under this contract is pending verification by the Bureau of Contract Administration.

Carollo submitted proposals for eleven task orders and was awarded five.

TOS SN-14: Support City's Brownfields Program

This TOS was awarded with pledged participation levels of 1.71 percent MBE, 16.26 percent WBE, 70.81 percent SBE, 74.31 percent EBE, 0 percent DVBE, and 0 percent OBE. The TOS was amended on December 8, 2015 to increase the cost ceiling and extend the term of the

BUREAU OF SANITATION
BUREAU OF CONTRACT ADMINISTRATION
JOINT BOARD REPORT No. 1
JULY 15, 2019

PAGE 48

agreement. There were no changes to the subconsultant utilization. On May 2, 2017 the Board adopted Amendment No. 2 to extend the term of the agreement. There were no changes made to the subconsultant utilization. Per the final subcontracting report dated April 14, 2017, Carollo Engineers, Inc. achieved 8.63 percent MBE, 2.57 percent WBE, 74.18 percent SBE, 2.93 percent EBE, 0 percent DVBE and 0 percent OBE.

Per the final subcontracting report dated March 14, 2017, the achieved subconsultant participation levels were as follows:

Subconsultants	Gender/ Ethnicity	MBE/WBE/SBE/ EBE/DVBE/OBE	(%) of Total Invoiced	(\$) Amount Invoiced to Date
Advanced Technology Laboratories	M/HA	MBE	8.63%	\$12,142.22
H&P Mobile Geochemistry	F/C	WBE/SBE/EBE	2.57%	\$3,615.00
E2 ManageTech, Inc.	-	SBE	71.24%	\$100,263.40
Southwest Geophysics, Inc	-	SBE/EBE	0.36%	\$510.00
Total MBE Participation			8.63%	\$12,142.22
Total WBE Participation			2.57%	\$3,615.00
Total SBE Participation			74.18%	\$104,388.40
Total EBE Participation			2.93%	\$4,125.00
Total DVBE Participation			0.00%	\$0.00
Total OBE Participation			0.00%	\$0.00

BUREAU OF SANITATION
BUREAU OF CONTRACT ADMINISTRATION
JOINT BOARD REPORT No. 1
JULY 15, 2019

PAGE 49

Subconsultants	(%) of Total Invoiced	(\$) Amount Invoiced to Date
Total Subconsultant Participation	82.80%	\$116,530.62
Prime Participation	17.20%	\$24,200.38
Total Invoiced to Date		\$140,731.00

TOS SN-17: One Water LA Plan Phase II

This TOS was awarded with pledged participation levels of 0.09 percent MBE, 7.75 percent WBE, 11.58 percent SBE, 11.58 percent EBE, 0 percent DVBE, and 53.77 percent OBE. On January 2, 2017, the Board adopted Amendment No. 1 to this TOS to increase the cost ceiling and extend the term of the agreement. For Amendment No. 1, Carollo pledged 0.29 percent MBE, 8.15 percent WBE, 10.57 percent SBE, 10.57 percent EBE, 0 percent DVBE, and 36.86 percent OBE. Per the final subcontracting report dated August 7, 2017, Carollo achieved 0.31 percent MBE, 8.60 percent WBE, 8.22 percent SBE, 1.33 percent EBE, 0 percent DVBE, and 33.54 percent OBE.

Per the final subcontracting report dated August 7, 2017, the achieved subconsultant participation levels were as follows

Subconsultants	Gender/ Ethnicity	MBE/WBE/SBE/ EBE/DVBE/OBE	(%) of Total Invoiced	(\$) Amount Invoiced to Date
Cynthia Ruiz	F/NA	MBE	0.03%	\$2,000.00
Cordoba*	M/HA	MBE	0.28%	\$18,710.00
M2 Resources	F/C	WBE	0.77%	\$119,890.00
The Morcos Group*	F/C	WBE/SBE/EBE	0.50%	\$23,720.00
Katz and Associates	F/C	WBE/SBE	6.48%	\$439,298.93

BUREAU OF SANITATION
BUREAU OF CONTRACT ADMINISTRATION
JOINT BOARD REPORT No. 1
JULY 15, 2019

PAGE 50

Subconsultants	Gender/ Ethnicity	MBE/WBE/SBE/ EBE/DVBE/OBE	(%) of Total Invoiced	(\$) Amount Invoiced to Date
Larry Walker Associates	-	SBE	0.41%	\$28,000.00
Dake/Luna	-	SBE/EBE	0.22%	\$14,787.50
Paul Brown	-	SBE/EBE	0.01%	\$870.00
SEITec	-	SBE/EBE	0.44%	\$30,000.00
SGA	-	SBE/EBE	0.31%	\$21,000.00
Arcadis	-	OBE	0.11%	\$7,770.00
Feher & Peers	-	OBE	0.03%	\$2,000.00
Geosyntec	-	OBE	10.10%	\$684,910.00
Jack Baylis	-	OBE	0.11%	\$7,350.00
CDM Smith	-	OBE	7.58%	\$514,022.00
MWH	-	OBE	9.01%	\$610,940.22
Parsons	-	OBE	0.00%	\$0.00
CH2M Hill	-	OBE	4.37%	\$296,000.00
Tetra Tech	-	OBE	0.86%	\$58,160.00
John Robinson	-	OBE	0.02%	\$1,200.00
Kris Helm	-	OBE	0.47%	\$31,600.00
Paradigm	-	OBE	0.44%	\$30,000.00
NEA	-	OBE	0.44%	\$30,000.00
Total MBE Participation			0.31%	\$20,710.00

BUREAU OF SANITATION
BUREAU OF CONTRACT ADMINISTRATION
JOINT BOARD REPORT No. 1
JULY 15, 2019

PAGE 51

Subconsultants	(%) of Total Invoiced	(\$) Amount Invoiced to Date
Total WBE Participation	8.60%	\$582,908.93
Total SBE Participation	8.22%	\$557,676.43
Total EBE Participation	1.33%	\$90,377.50
Total DVBE Participation	0.00%	\$0.00
Total OBE Participation	33.54%	\$2,273,952.22
Total Subconsultant Participation	43.83%	\$2,972,228.65
Prime Participation	56.17%	\$3,808,563.20
Total Invoiced to Date		\$6,780,791.85

*These subconsultants were added to the Consultant's approved Schedule A with the proper performance of a MSO.

TOS SN-39: Proposition O Projects Optimization

This TOS was awarded with pledged participation levels of 21.60 percent MBE, 0 percent WBE, 21.59 percent SBE, 21.59 percent EBE, 0 percent DVBE, and 53.24 percent OBE. On September 30, 2015, the Board adopted Amendment No. 1 to this TOS to decrease the cost ceiling and extend the term of the agreement. For Amendment No. 1, Carollo pledged 21.60 percent MBE, 0 percent WBE, 21.60 percent SBE, 21.60 percent EBE, 0 percent DVBE, and 53.12 percent OBE. On December 27, 2016, the Board adopted Amendment No. 2 to this TOS to increase the cost ceiling and extend the term of the agreement. For Amendment No. 2, Carollo pledged 21.60 percent MBE, 0 percent WBE, 21.60 percent SBE, 21.60 percent EBE, 0 percent DVBE, and 53.12 percent OBE. Per the final subcontracting report dated May 9, 2017, Carollo achieved 18.67 percent MBE, 0 percent WBE, 18.67 percent SBE, 18.67 percent EBE, 0 percent DVBE, and 37.79 percent OBE.

Per the final subcontracting report dated August 7, 2017, the achieved subconsultant participation levels were as follows

BUREAU OF SANITATION
BUREAU OF CONTRACT ADMINISTRATION
JOINT BOARD REPORT No. 1
JULY 15, 2019

PAGE 52

Subconsultants	Gender/ Ethnicity	MBE/WBE/SBE/ EBE/DVBE/OBE	(%) of Total Invoiced	(\$) Amount Invoiced to Date
California Watershed Engineering (CWE)	M/SAA	MBE/SBE/EBE	18.67%	\$142,369.00
MARRS Services*	F/APA	WBE	0.00%	\$0.00
Gullywasher LLC*	-	OBE	0.26%	\$1,950.00
Pond Company	-	OBE	24.73%	\$188,588.00
Geosyntec	-	OBE	6.52%	\$49,726.00
CH2M Hill	-	OBE	6.28%	\$47,905.00
Psomas	-	OBE	0.00%	\$0.00
Total MBE Participation			18.67%	\$142,369.00
Total WBE Participation			0.00%	\$0.00
Total SBE Participation			18.67%	\$142,369.00
Total EBE Participation			18.67%	\$142,369.00
Total DVBE Participation			0.00%	\$0.00
Total OBE Participation			37.79%	\$288,169.00
Total Subconsultant Participation			56.46%	\$430,538.00
Prime Participation			43.54%	\$331,949.24
Total Invoiced to Date				\$762,487.24

*These subconsultants were added to the Consultant's approved Schedule A with the proper performance of a MSO.

TOS SN-53: Program Management Support Services

This TOS was awarded with pledged participation levels of 16 percent MBE, 1 percent WBE, 1.8 percent SBE, 1.6 percent EBE, 0 percent DVBE, and 60.76 percent OBE. On June 15, 2017, the Board adopted Amendment No. 1 to this TOS to decrease the cost ceiling and extend the term of the agreement. For Amendment No. 1, Carollo pledged 16.30 percent MBE, 5.6 percent WBE, 5.9 percent SBE, 4.2 percent EBE, 0 percent DVBE, and 46 percent OBE. Per the final subcontracting report dated April 21, 2017, Carollo achieved 8.40 percent MBE, 0 percent WBE, 4.96 percent SBE, 0 percent EBE, 0 percent DVBE, and 32.55 percent OBE.

Per the final subcontracting report dated April 21, 2017, the achieved subconsultant participation levels were as follows

Subconsultants	Gender/ Ethnicity	MBE/WBE/SBE/ EBE/DVBE/OBE	(%) of Total Invoiced	(\$) Amount Invoiced to Date
SHA Analytics LLC	F/C	MBE	8.40%	\$130,145.40
Getter Engineering dba Project Line Technical Services	-	MBE/WBE/SBE	1.64%	\$25,351.87
EW Consulting, Inc	F/C	WBE/SBE/ EBE	0.00%	\$0.00
JR Miller & Associates	-	SBE	3.32%	\$51,467.50
Larry Walker & Associates	-	SBE	0.00%	\$0.00
Campos Communication	-	SBE	0.00%	\$0.00

BUREAU OF SANITATION
BUREAU OF CONTRACT ADMINISTRATION
JOINT BOARD REPORT No. 1
JULY 15, 2019

PAGE 54

Subconsultants	Gender/ Ethnicity	MBE/WBE/SBE/ EBE/DVBE/OBE	(%) of Total Invoiced	(\$) Amount Invoiced to Date
S. Groner & Associates	-	SBE/EBE	0.00%	\$0.00
SEITec	-	SBE/EBE	0.00%	\$0.00
Paradigm	-	SBE/EBE	0.00%	\$0.00
Cordoba Corporation	-	OBE	10.99%	\$170,337.50
Capital Project Strategies	-	OBE	1.69%	\$ 26,164.89
CDM	-	OBE	0.00%	\$0.00
CH2M Hill	-	OBE	19.86%	\$307,770.44
MWH	-	OBE	25.48%	\$ 394,812.34
Envourage Capital	-	OBE	0.00%	\$0.00
VCS	-	OBE	0.00%	\$0.00
Total MBE Participation			8.40%	\$130,145.40
Total WBE Participation			0.00%	\$0.00
Total SBE Participation			4.96%	\$76,819.37
Total EBE Participation			0.00%	\$0.00
Total DVBE Participation			0.00%	\$0.00
Total OBE Participation			32.55%	\$504,272.83
Total Subconsultant Participation				\$1,106,049.94
Prime Participation				\$443,264.98

BUREAU OF SANITATION
BUREAU OF CONTRACT ADMINISTRATION
JOINT BOARD REPORT No. 1
JULY 15, 2019

PAGE 55

Subconsultants	(\$) Amount Invoiced to Date
Total Invoiced to Date	\$1,549,314.92

TOS SN-68: Development of the San Fernando Valley Green Street Evaluation

This TOS was awarded with pledged participation levels of 17.86 percent MBE, 3.84 percent WBE, 21.85 percent SBE, 20.13 percent EBE, 0 percent DVBE, and 0.66 percent OBE. Per the final subcontracting report dated September 18, 2018, Carollo achieved 16.55 percent MBE, 8.92 percent WBE, 26.75 percent SBE, 26.75 percent EBE, 0 percent DVBE, and 3.08 percent OBE.

Per the final subcontracting report dated September 18, 2018, the achieved subconsultant participation levels were as follows:

Subconsultants	Gender/ Ethnicity	MBE/WBE/SBE/ EBE/DVBE/OBE	(%) of Total Invoiced	(\$) Amount Invoiced to Date
Ninyo & Moore	M/HA	MBE	0.00%	\$0.00
Coast Surveying	M/HA	MBE/SBE/EBE	15.43%	\$68,982.50
La Loma Development	M/HA	MBE/SBE/EBE	1.12%	\$5,000.00
Pamela Burton & Company	F/C	WBE/SBE/EBE	8.92%	\$39,877.50
Atlas Environmental	-	SBE	1.63%	\$7,287.50
S. Groner Associates	-	SBE/EBE	1.28%	\$5,710.00
Pacoima Beautiful	-	OBE	3.08%	\$13,750.26

BUREAU OF SANITATION
BUREAU OF CONTRACT ADMINISTRATION
JOINT BOARD REPORT No. 1
JULY 15, 2019

PAGE 56

Subconsultants	Gender/ Ethnicity	MBE/WBE/SBE/ EBE/DVBE/OBE	(%) of Total Invoiced	(\$) Amount Invoiced to Date
Torrent Resources	-	OBE	0.00%	\$0.00
Total MBE Participation			16.55%	\$73,982.50
Total WBE Participation			8.92%	\$39,877.50
Total SBE Participation			26.75%	\$119,570.00
Total EBE Participation			26.75%	\$119,570.00
Total DVBE Participation			0.00%	\$0.00
Total OBE Participation			3.08%	\$13,750.26
Total Subconsultant Participation			31.46%	\$140,607.76
Prime Participation			68.54%	\$306,331.46
Total Invoiced to Date				\$446,939.22

On May 16, 2019, Board approved the Carollo Engineers, Inc.'s request to be released from obligation for this TOS, including Tasks 3-6. Carollo agreed not to seek payment for rendered services after August 31, 2018.

8. Atkins North America, Inc. (Atkins) (C-124325)

Atkins submitted a proposal for two task orders and was awarded one.

BUREAU OF SANITATION
BUREAU OF CONTRACT ADMINISTRATION
JOINT BOARD REPORT No. 1
JULY 15, 2019

PAGE 57

Subconsultant	Gender/ Ethnicity	MBE/WBE/ SBE/EBE/ DVBE/OBE	PLEDGED	
			% of Task Order	Task Order (\$) Amount
Hazen & Sawyer	-	OBE	59.3%	\$68,595
Total Subconsultant Amount			59.3%	\$68,595
Prime Participation			40.7%	\$47,139
Total Task Order Amount			100.0%	\$115,734
MBE			0.0%	\$0.00
WBE			0.00%	\$0.00
SBE			0.00%	\$0.00
EBE			0.00%	\$0.00
DVBE			0.00%	\$0.00
OBE			59.3%	\$68,595

9. AKM Consulting Engineers, Inc. (AKM) (C-124328)

AKM submitted a proposal in response to one task order solicitation, but they were not awarded the task order due to not meeting the scope of services required. Therefore, subconsultant participation levels are not included. AKM participated as a subconsultant under other contracts.

10. URS (C-124329)

URS has not participated in any task order. Therefore, subconsultant participation levels are not included. Since URS have been a wholly-owned subsidiary of AECOM and never participated in any task order, LASAN will not renew their contract.

11. TRC Solutions, Inc. (TRC) (C124330)

The information provided below for the TOSes assigned under this contract is pending verification by the Bureau of Contract Administration.

TRC submitted proposals for 23 task orders and was awarded five.

TOS SN-9: Wastewater Collection Flow Gauging Service II

The NTP for this TOS was executed on January 20, 2015 with pledged participation levels of 0 percent MBE, 2 percent WBE, 2 percent SBE, 2 percent EBE, 0 percent DVBE, and 77.00 percent OBE. On April 24, 2019, the Board adopted Amendment No. 1 to this TOS to increase the cost ceiling from \$150,000 to \$625,000. For Amendment No. 1, TRC pledged 0 percent MBE, 2 percent WBE, 2 percent SBE, 2 percent EBE, 0 percent DVBE, and 77 percent OBE. Subsequently on August 18, 2016, the TOS was amended a second time (Amendment No. 2) to expand the scope of services, without changing the term or cost ceiling. For Amendment No. 2, there were no changes in subconsultant utilization. Per the final subconsulting report dated, December 18, 2017, TRC achieved 0 percent MBE, 2.79 percent WBE, 2.79 percent SBE, 2.79 percent EBE, 0 percent DVBE, and 84.65 percent OBE. This TOS is no longer active.

Per the final subcontracting report dated December 18, 2017, the achieved subconsultant participation levels were as follows:

Subconsultants	Gender/ Ethnicity	MBE/WBE/SBE/ EBE/DVBE/OBE	(%) of Total Invoiced	(\$) Amount Invoiced to Date
Target 1 Instruments*	F/APA	WBE/SBE/EBE	2.78%	\$11,550.00
ADS Environmental Services*	-	OBE	52.72%	\$218,380.46
E2 Consulting Engineers, Inc.*	-	OBE	10.34%	\$42,850.00
Hach Company*	-	OBE	21.59%	\$89,447.90
Total MBE Participation			0.00%	\$0.00
Total WBE Participation			2.79%	\$11,550.00
Total SBE Participation			2.79%	\$11,550.00

BUREAU OF SANITATION
BUREAU OF CONTRACT ADMINISTRATION
JOINT BOARD REPORT No. 1
JULY 15, 2019

PAGE 59

Subconsultants	(%) of Total Invoiced	(\$) Amount Invoiced to Date
Total EBE Participation	2.79%	\$11,550.00
Total DVBE Participation	0.00%	\$0.00
Total OBE Participation	84.65%	\$350,678.36
Total Subconsultant Participation	87.44%	\$362,228.36
Prime Participation	12.56%	\$52,028.82
Total Invoiced to Date		\$414,257.18

*These subconsultants were added to the Consultant's approved Schedule A with the proper performance of a MSO.

Please note that Flow Works was added through an MSO dated February 19, 2016 but never utilized.

Subcontractors Target 1 Instruments, LLC, Hach Company, and E2 Consulting Engineers, Inc. were utilized for less than original pledged in this TOS. Under this TOS, these subconsultants were assigned to provide data delivery services until a personal services contract with Hach for such services could be executed. Since the execution of the contract in June 2015, services provided by these subconsultants were no longer needed.

TOS SN-23: Environmental Monitoring Support Services

The NTP for this TOS was executed on June 30, 2015 with pledged participation levels of 11.87 percent MBE, 10.84 percent WBE, 21.39 percent SBE, 18.62 percent EBE, 0 percent DVBE, and 51.29 percent OBE. Per the latest subconsultant report dated February 27, 2019, TRC achieved 9.07 percent MBE, 9.31 percent WBE, 17.72 percent SBE, 16.66 percent EBE, 0 percent DVBE, and 48.60 percent OBE. This TOS is still active and will continue following Board adoption of the renewal option.

Per the final subconsultant report dated December 18, 2017, the achieved subconsultant participation levels were as follows:

BUREAU OF SANITATION
BUREAU OF CONTRACT ADMINISTRATION
JOINT BOARD REPORT No. 1
JULY 15, 2019

PAGE 60

Subconsultants	Gender/ Ethnicity	MBE/WBE/SBE/ EBE/DVBE/OBE	(%) of Total Invoiced	(\$) Amount Invoiced to Date
Super Delivery Service, Inc.*	M/HA	MBE/SBE/EBE	1.53%	\$38,900.00
Weck Laboratories, Inc.*	M/HA	MBE	7.54%	\$192,203.00
Weck Laboratories, Inc.*	-	SBE/EBE	5.94%	\$151,230.00
BC Laboratories*	F/C	WBE	0.00%	\$0.00
Dancing Coyote Environmental*	F/C	WBE	8.83%	\$225,066.72
EMS Laboratories, Inc.*	-	SBE/EBE	0.19%	\$4,845.00
EMS Laboratories, Inc.*	-	WBE	0.48%	\$12,285.00
Aquatic Bioassay & Consulting Laboratories*	-	SBE/EBE	0.83%	\$21,120.00
Aquatic Bioassay & Consulting Laboratories*	-	OBE	0.69%	\$17,600.00
EMAX Laboratories, Inc.*	-	SBE	1.06%	\$26,960.00
EMAX Laboratories, Inc.*	-	OBE	1.21%	\$30,880.00
Fruit Growers Laboratory* (FGL)	-	SBE/EBE	0.00%	\$0.00
Physis Environmental Laboratories, Inc.*	-	SBE/EBE	0.00%	\$0.00
Vista Analytical Laboratory, Inc.*	-	SBE/EBE	8.18%	\$208,395.00

BUREAU OF SANITATION
BUREAU OF CONTRACT ADMINISTRATION
JOINT BOARD REPORT No. 1
JULY 15, 2019

PAGE 61

Subconsultants	Gender/ Ethnicity	MBE/WBE/SBE/ EBE/DVBE/OBE	(%) of Total Invoiced	(\$) Amount Invoiced to Date
Vista Analytical Laboratory, Inc.*	-	OBE	8.86%	\$225,690.00
ALS Group USA, Corp.*	-	OBE	1.36%	\$34,628.23
AQUA-Science*	-	OBE	0.00%	\$0.00
Eurofins Eaton Analytical, Inc.*	-	OBE	25.24%	\$643,082.50
Test America*	-	OBE	12.96%	\$330,326.00
Viergever & Associates*	-	OBE	18.00%	\$4,675.00
Total MBE Participation			9.07%	\$231,103.00
Total WBE Participation			9.31%	\$237,351.72
Total SBE Participation			17.72%	\$451,450.00
Total EBE Participation			16.66%	\$424,490.00
Total DVBE Participation			0.00%	\$0.00
Total OBE Participation			48.60%	\$1,238,401.73
Total Subconsultant Participation			85.08%	\$2,167,886.45
Prime Participation			14.92%	\$380,174.58
Total Invoiced to Date				\$2,548,061.03

*These subconsultants were added to the Consultant's approved Schedule A with the proper performance of a MSO.

AQUA-Science, BC Laboratories, Fruit Growers Laboratory and Physis Environmental Laboratories, Inc. were added through an MSO to provide back-up lab analytical services and have not been utilized to date.

TOS SN-25: Brownfields Program Assistance

The NTP for this TOS was executed on July 23, 2015 with pledged participation levels of 65.50 percent MBE, 0 percent WBE, 0 percent SBE, 0 percent EBE, 0 percent DVBE, and 0 percent OBE. On March 8, 2016, the TOS was amended (Amendment No. 1) to increase the cost ceiling from \$40,000 to \$61,800. For Amendment No. 1, TRC pledged 77.35 percent MBE, 0 percent WBE, 0 percent SBE, 0 percent EBE, 0 percent DVBE, and 0 percent OBE. Subsequently on August 11, 2016, the TOS was amended a second time (Amendment No. 2) to extend the contract term from August 30, 2016 to August 30, 2018 and increase the contract amount by \$38,200. For Amendment No. 2, TRC pledged 80 percent MBE, 0 percent WBE, 0 percent SBE, 0 percent EBE, 0 percent DVBE, and 0 percent OBE. Per the final subcontracting report dated, July 27, 2018, TRC achieved 83.80 percent MBE, 0 percent WBE, 0 percent SBE, 0 percent EBE, 0 percent DVBE, and 0 percent OBE. This TOS is no longer active.

Per the final subcontracting report dated, July 27, 2018, the achieved subconsultant participation levels were as follows:

Subconsultants	Gender/ Ethnicity	MBE/WBE/SBE/ EBE/DVBE/OBE	(%) of Total Invoiced	(\$) Amount Invoiced to Date
Ninyo & Moore	M/HA	MBE	83.80%	\$81,553.15
Total MBE Participation			83.80%	\$81,553.15
Total WBE Participation			0.00%	\$0.00
Total SBE Participation			0.00%	\$0.00
Total EBE Participation			0.00%	\$0.00
Total DVBE Participation			0.00%	\$0.00
Total OBE Participation			0.00%	\$0.00
Total Subconsultant Participation			83.80%	\$81,553.15
Prime Participation			16.20%	\$15,763.29
Total Invoiced to Date				\$97,316.44

TOS SN-32: Technical Support Services for Catch Basin (CB) Phase IV for City of Los Angeles' Total Maximum Daily Loads (TMDLS) - Machado Lake Trash TMDL

The NTP for this TOS was executed on March 29, 2016 with pledged participation levels of 80.50 percent MBE, 0 percent WBE, 0 percent SBE, 0 percent EBE, 0 percent DVBE, and 0 percent OBE. Per the final subcontracting report dated, January 30, 2017, TRC achieved 0 percent MBE, 0 percent WBE, 0 percent SBE, 0 percent EBE, 0 percent DVBE, and 0 percent OBE. This TOS is no longer active.

Per the final subcontracting report dated January 30, 2017, the achieved subconsultant participation levels were as follows:

Subconsultants	Gender/ Ethnicity	MBE/WBE/SBE/ EBE/DVBE/OBE	(%) of Total Invoiced	(\$) Amount Invoiced to Date
G2 Construction*	M/HA	MBE	76.84%	\$227,125.00
Total MBE Participation			76.84%	\$227,125.00
Total WBE Participation			0.00%	\$0.00
Total SBE Participation			0.00%	\$0.00
Total EBE Participation			0.00%	\$0.00
Total DVBE Participation			0.00%	\$0.00
Total OBE Participation			0.00%	\$0.00
Total Subconsultant Participation			76.84%	\$227,125.00
Prime Participation			23.16%	\$68,460.65
Total Invoiced to Date				\$295,585.65

*This new subconsultant was added following the proper performance of a MSO; however, the MSO was not processed for approval by LASAN's Centralized Contract Unit (CCU) because it was submitted after the Board approved the TOS. However, if G2 had not performed the work, the City would have faced serious financial liability and fines for failure to meet regulatory requirements. Therefore, G2 was added without the MSO approval. All required work from this Task Order was completed successfully by June 2016.

TOS SN-56: Phase II Environmental Site Assessment for Wilmington Industrial Park Block 27

The NTP for this TOS was executed April 13, 2016 with pledged participation levels of 83.05 percent MBE, 0 percent WBE, 34.70 percent SBE, 0 percent EBE, 0 percent DVBE, and 6.12 percent OBE. The TOS was amended (Amendment No. 1) on July 20, 2016 to increase the contract amount by \$7,038.64 with the contract amount not to exceed \$75,707.18. For Amendment No. 1, TRC pledged 75.33 percent MBE, 0 percent WBE, 31.47 percent SBE, 0 percent EBE, 0 percent DVBE, and 0 percent OBE. The TOS was amended a second time (Amendment No. 2) on November 28, 2016 to increase the contract amount to \$94,855.77 and extend the project term from October 31, 2016 to November 28, 2016. For Amendment No. 2, TRC pledged 74.92 percent MBE, 0 percent WBE, 25.12 percent SBE, 0 percent EBE, 0 percent DVBE, and 0 percent OBE. Per the latest subconsultant utilization report dated June 27, 2017, TRC achieved 80.25 percent MBE, 0 percent WBE, 28.94 percent SBE, 0 percent EBE, 0 percent DVBE, and 0 percent OBE. This TOS is no longer active.

Per the latest subconsultant utilization report dated June 27, 2017, the achieved subconsultant participation levels were as follows:

Subconsultants	Gender/ Ethnicity	MBE/WBE/SBE/ EBE/DVBE/OBE	(%) of Total Invoiced	(\$) Amount Invoiced to Date
Environmental Treatment & Technology, Inc. dba Advanced Technology Laboratories	M/HA	MBE/SBE	28.30%	\$26,839.79
Global Probe, Inc.*	M/HA	MBE	9.91%	\$9,404.50
Ninyo & Moore	M/HA	MBE	42.04%	\$39,879.78
B & D Construction Company, Inc.	-	SBE	0.65%	\$614.62
Total MBE Participation			80.25%	\$76,124.07
Total WBE Participation			0.00%	\$0.00
Total SBE Participation			28.94%	\$27,454.41

BUREAU OF SANITATION
BUREAU OF CONTRACT ADMINISTRATION
JOINT BOARD REPORT No. 1
JULY 15, 2019

PAGE 65

Subconsultants	(%) of Total Invoiced	(\$) Amount Invoiced to Date
Total EBE Participation	0.00%	\$0.00
Total DVBE Participation	0.00%	\$0.00
Total OBE Participation	0.00%	\$0.00
Total Subconsultant Participation	80.90%	\$76,738.69
Prime Participation	19.10%	\$18,117.08
Total Invoiced to Date		\$94,855.77

*This subconsultant was added to the Consultant's approved Schedule A with the proper performance of a MSO.

12. Tetra Tech, Inc. (C-124331)

Tetra Tech, Inc. submitted proposals for twenty-three task orders and was awarded fourteen.

TOSes pending Bureau of Contract Administration verification are: SN-61, SN-62, SN-63, SN-67, SN-85, SN-89A, SN-9, SN-93 and SN-96.

TOS SN-1: Phase I Environmental Assessments for the City of LA's Brownfield Program

The NTP for this TOS was executed on January 5, 2015 with a contract amount of \$107,908.63. There were 0 percentages for sub-consultant utilization for this TOS and subsequent amendments. On February 26, 2015, Amendment No. 1 was approved to increase the budget of \$2,000 for additional tasks identified in the scope of work. On April 23, 2015, the TOS was amended a second time (Amendment No. 2) for additional time to complete the project. For Amendment No. 3, which was executed on June 16, 2015 was for a budget increase of \$5091.57 for an additional site identified to be assessed. Finally, Amendment No. 4 was executed on November 5, 2014 to extend the TOS for one more year with the final budget of \$115,000 to remain the same. This TOS is no longer active.

No subconsultants were utilized under this TOS. This TOS was completed in 2015.

TOS SN-2A: Sewer Planning and Technical Support

The TOS was executed on November 21, 2014 with a contract amount of \$1.3 million with pledged participation levels of 0 percent MBE, 0 percent WBE, 25 percent SBE, 0 percent EBE, 0 percent DVBE, and 43 percent OBE. On December 19, 2016, the Board approved Amendment No.1 to increase the cost ceiling to \$2.6 million and to extend the project for two additional years for more work, including evaluation and recommendations for the City's aging sewer infrastructure, and other as-needed planning and technical support with pledged participation levels of 51.17 percent MBE, 0 percent WBE, 24 percent SBE, 0 percent EBE, 0 percent DVBE, and 0 percent OBE. This TOS is still active.

Per the final subcontracting report dated December 28, 2018, the achieved subconsultant participation levels were as follows:

Subconsultants	Gender/ Ethnicity	MBE/WBE/SBE/ EBE/DVBE/OBE	(%) of Total Invoiced	(\$) Amount Invoiced to Date
EPCM-RMC*	M/HA	MBE	44.34%	\$1,066,103
AKM Consulting Engrs. Inc.*	M/NA	MBE	18.50%	\$444,773
EW Consulting**	F/C	WBE/SBE/EBE	1.04%	\$24,983
Freeth Moroz**	F/C	WBE/SBE/EBE	0.40%	\$9,726
AKM Consulting Engrs. Inc.	M/NA	SBE	0.31%	\$7,536
Total MBE Participation			62.83%	\$1,510,876
Total WBE Participation			1.44%	\$34,709
Total SBE Participation			1.20%	\$42,245
Total EBE Participation			0.00%	\$0.00
Total DVBE Participation			0.00%	\$0.00

BUREAU OF SANITATION
BUREAU OF CONTRACT ADMINISTRATION
JOINT BOARD REPORT No. 1
JULY 15, 2019

PAGE 67

Subconsultants	(%) of Total Invoiced	(\$) Amount Invoiced to Date
Total OBE Participation	0.00%	\$0.00
Total Subconsultant Participation	64.59%	\$1,553,121
Prime Participation	35.34%	\$85,1442
Total Invoiced to Date		\$2,404,563

* EPCM-RMC became certified as an MBE on January 15, 2015; AKM became certified as an MBE on October 16, 2016.

** These subconsultants were added without a proper MSO.

TOS SN-5: GIS Support for Implementation of Routing Program

The Board approved this TOS on February 13, 2015 for \$1,813,320 with pledged participation levels of 86.16 percent MBE, 6.77 percent WBE, 34.49 percent SBE, 34.49 percent EBE, and 0 percent DVBE, and 0 percent OBE. The Board also approved Amendment No. 1 on 2/24/15 to increase the budget to \$3,899,556 for additional staffing to assist with reducing residential call wait times in the Customer Care Division. The pledged participation levels were 34.85 percent MBE, 46.75 percent WBE, 57.95 percent SBE, 57.95 percent EBE, and 0 percent DVBE, and 0 percent OBE. Finally, the Board once again approved Amendment No. 2 on October 23, 2017 to extend the term and increase the budget t \$5,559,718 including 15% contingency for temporary staff augmentation to support the GIS section in the Solid Resources Support Division. The contingency amount is based on actual hours worked and 5% subcontractor mark up. This amendment had a pledged participation levels of 44.45 percent MBE, 45.13 percent WBE, 58.95 percent SBE, 58.95 percent EBE, and 0 percent DVBE, and 0 percent OBE. This is an active TOS.

The final achieved subconsulting participation levels are as follows:

BUREAU OF SANITATION
BUREAU OF CONTRACT ADMINISTRATION
JOINT BOARD REPORT No. 1
JULY 15, 2019

PAGE 68

Subconsultants	Gender/ Ethnicity	MBE/WBE/SBE/ EBE/DVBE/OBE	(%) of Total Invoiced	(\$) Amount Invoiced to Date
EPCM-RMS	M/HA	MBE	30.77%	\$1,538,781.00
Project Partners	M/APA	MBE/SBE/EBE	12.74%	\$637,268.00
The Morcos Group	F/C	WBE/SBE/EBE	49.33%	\$2,466,755.00
Total MBE Participation			43.51%	\$2,176,049.00
Total WBE Participation			49.33%	\$2,466,755.00
Total SBE Participation			62.07%	\$3,104,023.00
Total EBE Participation			62.07%	\$3,104,023.00
Total DVBE Participation			0.00%	\$0.00
Total OBE Participation			0.00%	\$0.00
Total MBE/WBE/SBE/EBE/DVBE/OBE Participation			83.51%	\$4,642,804.00
Prime Participation			7.16%	\$358,197.00
Total Invoiced to Date				\$5,001,001

TOS SN-7: Environmental Assessment and Baseline Study for DCTWRP Lease Renewal

This TOS was executed on February 25, 2015 for preparation of National Environmental Policy Act (NEPA) and California Environmental Quality Act (CEQA) compliance documents and supporting studies for the modifications to the levee/dike surrounding DCTWRP with a pledged anticipated participation of 0 percent MBE, 8.78 percent WBE, 8.87 percent SBE, 8.87 percent EBE, and 0 percent DVBE, and 0 percent OBE. There are a total of 4 subsequent amendments to the TOS in this renewal option.

The Board also approved Amendment No. 1 on April 26, 2017 to increase the budget and extend the terms to fund three additional items of work required by the U.S. Army Corp of Engineers (USACE) with a pledged participation levels of 0 percent MBE, 5.97 percent WBE, 5.97 percent SBE, 5.97 percent EBE, and 0 percent DVBE, and 0 percent OBE. Amendment

BUREAU OF SANITATION
BUREAU OF CONTRACT ADMINISTRATION
JOINT BOARD REPORT No. 1
JULY 15, 2019

PAGE 69

No. 2 on December 11, 2017 was used to increase the budget to provide greater depth of information associated with NEPA EA/CEQA and cultural resources documentation with a pledged participation levels of 0 percent MBE, 7.48 percent WBE, 7.48 percent SBE, 7.48 percent EBE, and 0 percent DVBE, and 0 percent OBE. Also, Amendment No. 3 on 3/8/18 was needed to extend the contract duration with a pledged participation levels of 0 percent MBE, 4.93 percent WBE, 4.93 percent SBE, 4.93 percent EBE, and 0 percent DVBE, and 0 percent OBE. Finally, Amendment No. 4 on 9/20/18 was for increasing the budget to address additional technical studies with a pledged participation levels of 0 percent MBE, 7.44 percent WBE, 7.44 percent SBE, 7.44 percent EBE, and 0 percent DVBE, and 0 percent OBE. This TOS is ongoing.

Per the final subcontracting report showed September 28, 2018 the achieved subconsultant participation levels were as follows:

Subconsultants	Gender/ Ethnicity	MBE/WBE/SBE/ EBE/DVBE/OBE	(%) of Total Invoiced	(\$) Amount Invoiced to Date
ArcheoPaleo Resources Management	F/C	WBE/SBE/EBE	7.71%	\$18,516
Total MBE Participation			0.00%	\$0.00
Total WBE Participation			7.71%	\$18,516
Total SBE Participation			7.71%	\$18,516
Total EBE Participation			7.71%	\$18,516
Total DVBE Participation			0.00%	\$0.00
Total OBE Participation			0.00%	\$0.00
Total MBE/WBE/SBE/EBE/DVBE/OBE Participation			7.71%	\$18,518
Prime Participation			92.29%	\$230,585
Total Invoiced to Date				\$240,163

TOS SN-11: Environmental Assessment and Baseline Study for DCTWRP Lease Renewal

This TOS was executed on March 9, 2015 for developing master project plan and technical requirements, transition activities and software selection associated with the Franchise Information System (FIS) implementation and integration with a pledged anticipated participation of 26.53 percent MBE, 0 percent WBE, 26.53 percent SBE, 26.53 percent EBE, and 0 percent DVBE, and 18.25 percent OBE.

The Board approved Amendment No. 1 for execution on November 30, 2015 to increase the budget and extend the terms for additional work including implementing, configuring, integration and testing of the FIS with a pledged participation levels of 50 percent MBE, 0 percent WBE, 25 percent SBE, 25 percent EBE, and 0 percent DVBE, and 0 percent OBE.

The Board also approved Amendment No. 2 to proceed on February 11, 2019 to extend the term of engagement and increased the budget for finishing the project that supports the information technology requirements of the LASAN'S RecyclA with a pledged participation levels of 67.68 percent MBE, 0 percent WBE, 15.88 percent SBE, 15.88 percent EBE, and 0 percent DVBE, and 0 percent OBE.

Per the final subcontracting report on December 16, 2016 the achieved subconsultant participation levels were as follows:

Subconsultants	Gender/ Ethnicity	MBE/WBE/S BE/ EBE/DVBE/O BE	(%) of Total Invoiced	(\$) Amount Invoiced to Date
Innovative Logics, LLC.*	M/AA	MBE	21.78%	\$762,439.00
Innovative Logics, LLC.	-	OBE	1.16%	\$40,659.00
3Di, Inc.	M/SAA	SBE	3.68%	\$128,803.00
Total MBE Participation			26.63%	\$762,439.00
Total WBE Participation			0.00%	\$0.00
Total SBE Participation			3.68%	\$128,803.00

BUREAU OF SANITATION
BUREAU OF CONTRACT ADMINISTRATION
JOINT BOARD REPORT No. 1
JULY 15, 2019

PAGE 71

Subconsultants	(%) of Total Invoiced	(\$) Amount Invoiced to Date
Total EBE Participation	0.00%	\$0.00
Total DVBE Participation	0.00%	\$0.00
Total OBE Participation	1.16%	\$40,659.00
Total MBE/WBE/SBE/EBE/DVBE/OBE Participation	26.63%	\$931,901.00
Prime Participation	73.37%	\$2,568,099.00
Total Invoiced to Date		\$3,500,000.00

*Received MBE Certification July, 2015

TOS-SN-43: Pilot-To-Scale Stormwater Capture Initiative

This TOS was awarded by the Board for execution on October 1, 2015 with pledged participation levels of 0 percent MBE, 0 percent WBE, 0 percent SBE, 0 percent EBE, 0 percent DVBE, and 57.12 percent OBE. This TOS is no longer active.

The final subcontracting report on December 16, 2016 showed the achieved subconsultant participation levels were as follows:

Subconsultants	Gender/ Ethnicity	MBE/WBE/SBE/ EBE/DVBE/OBE	(%) of Total Invoiced	(\$) Amount Invoiced to Date
Tree People	-	OBE	33.62%	\$206,467.00
OptiRTC	-	OBE	3.07%	\$22,747.00
Urban Water Group	-	OBE	19.80%	\$121,585.00
Total MBE Participation			0.00%	\$0.00
Total WBE Participation			0.00%	\$0.00
Total SBE Participation			0.00%	\$0.00

Subconsultants	(%) of Total Invoiced	(\$) Amount Invoiced to Date
Total EBE Participation	0.00%	\$0.00
Total DVBE Participation	0.00%	\$0.00
Total OBE Participation	57.12%	\$350,799.00
Total MBE/WBE/SBE/EBE/DVBE/OBE Participation	57.12%	\$350,799.00
Prime Participation	42.88%	\$263,315.00
Total Invoiced to Date		\$614,124.00

13. MARRs Services, Inc. (C-124332)

MARRs submitted proposals for fifteen task orders but they were not awarded any because they did not meet the scope of work described in the task orders. Therefore, subconsultant participation levels are not included. However, MARRs participated as a subconsultant under the other contracts.

14. ARCADIS U.S. Inc. (C-124333)

ARCADIS submitted proposals for fifteen task orders and was awarded ten.

The information provided below for the TOSes assigned under this contract is pending verification by the Bureau of Contract Administration.

TOS SN-8: East West Valley Interceptor Sewer Planning Study

This TOS was awarded with pledged participation levels of 0 percent MBE, 4.40 percent WBE, 0 percent SBE, 0 percent EBE, 0 percent DVBE, and 0 percent OBE. Per the final subcontracting report dated May 11, 2016, ARCADIS achieved 0 percent MBE, 2.01 percent WBE, 0 percent SBE, 0 percent EBE, 0 percent DVBE and 0 percent OBE. This TOS is no longer active.

BUREAU OF SANITATION
BUREAU OF CONTRACT ADMINISTRATION
JOINT BOARD REPORT No. 1
JULY 15, 2019

PAGE 73

As of May 11, 2016, the achieved subconsultant participation levels are as follows:

Subconsultants	Gender/ Ethnicity	MBE/WBE/SBE /EBE/DVBE/OBE	(%) of Total Invoiced	(\$) Amount Invoiced to Date
Integrated Engineering Management	F/C	WBE	2.01%	\$3,000.00
Total MBE Participation			0.00%	\$0.00
Total WBE Participation			2.01%	\$3,000.00
Total SBE Participation			0.00%	\$0.00
Total EBE Participation			0.00%	\$0.00
Total DVBE Participation			0.00%	\$0.00
Total OBE Participation			0.00%	\$0.00
Subtotal Subconsultant Participation			2.01%	\$3,000.00
Prime Participation			97.99%	\$146,500.00
Total Invoiced Amount				\$149,500.00

TOS SN-16: North District Wastewater Maintenance Yard Relocation

This TOS was awarded with pledged participation levels of 0 percent MBE, 8.23 percent WBE, 0 percent SBE, 0 percent EBE, 0 percent DVBE, and 0 percent OBE. Per the final subcontracting report dated January 6, 2016, ARCADIS achieved 0 percent MBE, 8.23 percent WBE, 0 percent SBE, 0 percent EBE, 0 percent DVBE and 0 percent OBE. This TOS is no longer active.

BUREAU OF SANITATION
BUREAU OF CONTRACT ADMINISTRATION
JOINT BOARD REPORT No. 1
JULY 15, 2019

PAGE 74

As of January 6, 2016, the achieved subconsultant participation levels are as follows:

Subconsultants	Gender/ Ethnicity	MBE/WBE/SBE /EBE/DVBE/OBE	(%) of Total Invoiced	(\$) Amount Invoiced to Date
Integrated Engineering Management	F/C	WBE	8.23%	\$6,580.00
Total MBE Participation			0.00%	\$0.00
Total WBE Participation			8.23%	\$6,580.00
Total SBE Participation			0.00%	\$0.00
Total EBE Participation			0.00%	\$0.00
Total DVBE Participation			0.00%	\$0.00
Total OBE Participation			0.00%	\$0.00
Subtotal Subconsultant Participation			8.23%	\$6,580.00
Prime Participation			91.78%	\$73,420.00
Total Invoiced Amount				\$80,000.00

TOS SN-20: Westinghouse Distributed Process Family (WDPF) Systems Support at Hyperion Water Reclamation Plant (HWRP)

This TOS was awarded with pledged participation levels of 0 percent MBE, 0 percent WBE, 0 percent SBE, 0 percent EBE, 0 percent DVBE, and 95 percent OBE. Per the subcontracting report dated December 12, 2018, ARCADIS achieved 0 percent MBE, 0 percent WBE, 0 percent SBE, 0 percent EBE, 0 percent DVBE and 70.65 percent OBE. The TOS is still active.

BUREAU OF SANITATION
BUREAU OF CONTRACT ADMINISTRATION
JOINT BOARD REPORT No. 1
JULY 15, 2019

PAGE 75

As of December 12, 2018, the achieved subconsultant participation levels are as follows:

Subconsultants	Gender/ Ethnicity	MBE/WBE/ SBE/EBE/ DVBE/OBE	(%) of Total Invoiced	(\$) Amount Invoiced to Date
DST Controls	-	OBE	1.20%	\$3,374.17
Emerson Process Management	-	OBE	59.41%	\$166,441.11
Ready Technologies	-	OBE	10.03%	\$28,100.00
Total MBE Participation			0.00%	\$0.00
Total WBE Participation			0.00%	\$0.00
Total SBE Participation			0.00%	\$0.00
Total EBE Participation			0.00%	\$0.00
Total DVBE Participation			0.00%	\$0.00
Total OBE Participation			70.65%	\$197,915.28
Subtotal Subconsultant Participation			70.65%	\$197,915.28
Prime Participation			29.35%	\$82,227.56
Total Invoiced Amount				\$280,142.84

TOS SN-29: Development of the Clean Water Campus Building

This TOS was awarded with pledged participation levels of 9.66 percent MBE, 0 percent WBE, 9.66 percent SBE, 9.66 percent EBE, 0 percent DVBE, and 30.51 percent OBE. On January 6, 2016, the TOS was amended (Amendment No. 1) to increase the contract cost from \$295,000 to \$305,800 without changing the subcontractor utilization. On November 9, 2016, the TOS was amended (Amendment No. 2) to increase the contract cost from \$305,800 to \$382,464.70, to fund a geotechnical study. On, November 14, 2016, the TOS was amended (Amendment No. 3) to increase the contract cost from \$467,064.70 to fund the feasibility study for parking options.

BUREAU OF SANITATION
BUREAU OF CONTRACT ADMINISTRATION
JOINT BOARD REPORT No. 1
JULY 15, 2019

PAGE 76

On November 15, 2016, the TOS was amended (Amendment No. 4) to increase the contract cost to \$795,891.73 to fund the CEQU Initial Study. With Amendment Nos. 2-4, Arcadis pledged 9.17 percent MBE, 4.81 percent WBE, 6.13 percent SBE, 4.81 percent EBE, 0 percent DVBE, and 11.31 percent OBE. On January 3, 2019, this TOS was amended (Amendment No. 5) to increase the contract cost to \$829,500 with pledge participation levels of 11.96 percent MBE, 6.96 percent WBE, 11.11 percent SBE, 9.84 percent EBE, 0 percent DVBE, and 20.19 percent OBE. Per the subcontracting report dated January 9, 2019, ARCADIS achieved 14.88 percent MBE, 6.5 percent WBE, 11.67 percent SBE, 10.07 percent EBE, 0 percent DVBE and 24.58 percent OBE. This TOS is still active.

As of January 9, 2019, the achieved subconsultant participation levels are as follows:

Subconsultants	Gender/ Ethnicity	MBE/WBE/SBE/ EBE/ DVBE/OBE	(%) of Total Invoiced	(\$) Amount Invoiced to Date
InterPhase Environmental, Inc.	F/C	MBE/SBE/EBE	3.66%	\$24,021.00
Kennard Design Group	F/AA	MBE/SBE/EBE	2.50%	\$16,380.00
Ninyo & Moore	M/HA	MBE	11.22%	\$73,669.24
Belshire Environmental Services, Inc	F/C	WBE	0.09%	\$605.00
Paleo Solutions	F/C	WBE/SBE/EBE	1.49%	\$9,794.00
Performance Analytical Laboratories, Inc.	F/C	WBE/SBE/EBE	2.42%	\$15,871.00
KOA Corporation	-	SBE	1.60%	\$10,500.00
Los Angeles River Revitalization Corp.	-	OBE	4.39%	\$28,800.00
Project Finance Advisory Ltd	-	OBE	20.19%	\$132,500.00
Principia Group LLC	-	OBE	0.00%	\$0.00

BUREAU OF SANITATION
BUREAU OF CONTRACT ADMINISTRATION
JOINT BOARD REPORT No. 1
JULY 15, 2019

PAGE 77

Subconsultants	(%) of Total Invoiced	(\$) Amount Invoiced to Date
Total MBE Participation	14.88%	\$97,690.24
Total WBE Participation	6.50%	\$42,650.00
Total SBE Participation	11.67%	\$76,566.00
Total EBE Participation	10.07%	\$66,066.00
Total DVBE Participation	0.00%	\$0.00
Total OBE Participation	24.58%	\$161,300.00
Subtotal Subconsultant Participation	32.68%	\$214,450.00
Prime Participation	67.32%	\$441,859.72
Total Invoiced Amount		\$656,309.72

TOS SN-30: Construction Management Consulting Services for CLARTS Stormwater and Safety Improvements Project

This TOS was awarded with pledged participation levels of 1.56 percent MBE, 3.18 percent WBE, 11.51 percent SBE, 11.51 percent EBE, 0 percent DVBE, and 15.02 percent OBE. On March 20, 2017, the TOS was amended (Amendment No. 1) to increase the contract cost from \$572,316.15 to \$657,000 without changing the subcontractor utilization. Per the subcontracting report dated March 7, 2019, ARCADIS achieved 6.57 percent MBE, 1.90 percent WBE, 1.900 percent SBE, 1.90 percent EBE, 0 percent DVBE and 15.21 percent OBE. This TOS is still active.

As of March 7, 2019, the achieved subconsultant participation levels are as follows:

BUREAU OF SANITATION
BUREAU OF CONTRACT ADMINISTRATION
JOINT BOARD REPORT No. 1
JULY 15, 2019

PAGE 78

Subconsultants	Gender/ Ethnicity	MBE/WBE/SBE/ EBE/ DVBE/OBE	(%) of Total Invoiced	(\$) Amount Invoiced to Date
E2020 Technology, Inc.	M/APA	MBE	1.59%	\$16,000.00
Ninyo & Moore	M/HA	MBE	4.98%	\$50,064.00
D R Consultants & Designers, Inc.	F/HA	WBE/SBE/EBE	0.08%	\$775.00
ProjectLine Technical Services, Inc.	F/APA	WBE/SBE/EBE	1.83%	\$18,349.00
Clements Environmental Corp	-	SBE/EBE	0.00%	\$00.00
Guida Surveying	-	SBE/EBE	0.00%	\$0.00
JR Miller and Associates	-	OBE	1.70%	\$17,064.00
Seitec	-	OBE	3.98%	\$40,000.00
Tetra Tech, Inc.	--	OBE	9.54%	\$95,856.00
Silver Lab Studios	--	OBE	0.00%	\$0.00
Total MBE Participation			6.57%	\$66,064.00
Total WBE Participation			1.90%	\$19,124.00
Total SBE Participation			1.90%	\$19,124.00
Total EBE Participation			1.90%	\$19,124.00
Total DVBE Participation			0.00%	\$0.00
Total OBE Participation			15.21%	\$152,920.00
Subtotal Subconsultant Participation			23.69%	\$238,108.00
Prime Participation			76.31%	\$766,983.30
Total Invoiced Amount				\$1,005,091.30

TOS SN-46: Vegetation Risk Assessment and Preliminary Design to Protect Trees at DCTWRP

This TOS was awarded with pledged participation levels of 14.04 percent MBE, 5.04 percent WBE, 0 percent SBE, 0 percent EBE, 0 percent DVBE, and 0 percent OBE. Per the subcontracting report dated June 13, 2016, ARCADIS achieved 4.33 percent MBE, 0 percent WBE, 0 percent SBE, 0 percent EBE, 0 percent DVBE and 0 percent OBE. This TOS is still active.

As of June 13, 2016, the achieved subconsultant participation levels are as follows:

Subconsultants	Gender/ Ethnicity	MBE/WBE/SBE/ EBE/DVBE/OBE	(%) of Total Invoiced	(\$) Amount Invoiced to Date
Beyaz & Patel, Inc	M/APA	MBE	4.33%	\$4,472.00
IEM	F/C	WBE	0.00%	\$0.00
Total MBE Participation			4.33%	\$4,472.00
Total WBE Participation			0.00%	\$0.00
Total SBE Participation			0.00%	\$0.00
Total EBE Participation			0.00%	\$0.00
Total DVBE Participation			0.00%	\$0.00
Total OBE Participation			0.00%	\$0.00
Subtotal Subconsultant Participation			4.33%	\$4,472.00
Prime Participation			95.67%	\$98,754.46
Total Invoiced Amount				\$103,226.46

TOS SN-49: Wet Weather Design Storm and Per Capita Flow Generation Rate Analysis

This TOS was awarded with pledged participation levels of 0 percent MBE, 61.73 percent WBE, 0 percent SBE, 0 percent EBE, 0 percent DVBE, and 0 percent OBE. On March 16, 2017, the

BUREAU OF SANITATION
BUREAU OF CONTRACT ADMINISTRATION
JOINT BOARD REPORT No. 1
JULY 15, 2019

PAGE 80

TOS was amended (Amendment No. 1) to increase the contract cost from \$140,476 to \$184,758. On April 25, 2017, the TOS was amended (Amendment No. 2) to increase the contract cost to \$230,027 with pledged participation levels of 0 percent MBE, 52.55 percent WBE, 0 percent SBE, 0 percent EBE, 0 percent DVBE, and 0 percent OBE. Per the subcontracting report dated April 19, 2018, ARCADIS achieved 0 percent MBE, 90.21 percent WBE, 0 percent SBE, 0 percent EBE, 0 percent DVBE and 18.66 percent OBE. This TOS is still active.

As of April 19, 2018, the achieved subconsultant participation levels are as follows:

Subconsultants	Gender/ Ethnicity	MBE/WBE/ SBE/EBE/ DVBE/OBE	(%) of Total Invoiced	(\$) Amount Invoiced to Date
Karen E. Johnson Water Resources Planning	F/C	WBE	9.22%	\$11,936.00
Vieux Associates	F/C	WBE	80.99%	\$104,883.00
DHI Water & Environment, Inc.	--	OBE	18.66%	\$24,159.00
Total MBE Participation			0.00%	\$0.00
Total WBE Participation			90.21%	\$116,819.00
Total SBE Participation			0.00%	\$0.00
Total EBE Participation			0.00%	\$0.00
Total DVBE Participation			0.00%	\$0.00
Total OBE Participation			18.66%	\$24,159.00
Subtotal Subconsultant Participation			56.87%	\$116,819.00
Prime Participation			43.13%	\$12,683.00
Total Invoiced Amount				\$205,406.00

TOS SN-54: East West Valley Interceptor Sewer (EWVIS) Concept Report

This TOS was awarded with pledged participation levels of 13.27 percent MBE, 0 percent WBE, 0 percent SBE, 0 percent EBE, 0 percent DVBE, and 0 percent OBE. On November 22, 2016, the TOS was amended (Amendment No. 1) to increase the contract cost from \$90,000 to \$111,720 with no changes to subcontractor utilization. Per the final subcontracting report dated March 21, 2017, ARCADIS achieved 6.68 percent MBE, 01 percent WBE, 0 percent SBE, 0 percent EBE, 0 percent DVBE and 0 percent OBE. This TOS is no longer active.

As of March 21, 2017, the achieved subconsultant participation levels are as follows:

Subconsultants	Gender/ Ethnicity	MBE/WBE/SBE/ EBE/DVBE/OBE	(%) of Total Invoiced	(\$) Amount Invoiced to Date
FPA Underground, Inc.	M/APA	MBE	6.68%	\$8,650.00
Total MBE Participation			6.68%	\$8,650.00
Total WBE Participation			0.00%	\$0.00
Total SBE Participation			0.00%	\$0.00
Total EBE Participation			0.00%	\$0.00
Total DVBE Participation			0.00%	\$0.00
Total OBE Participation			0.00%	\$0.00
Subtotal Subconsultant Participation			6.68%	\$8,650.00
Prime Participation			93.32%	\$120,852.00
Total Invoiced Amount				\$129,502.00

TOS SN-101: Honeywell Distributed Control System Support

This TOS was awarded on July 23, 2018 with pledged participation levels of .69 percent MBE, 0 percent WBE, 0 percent SBE, 0 percent EBE, 0 percent DVBE, and 10.34 percent OBE.

There is no achieved table for this TOS since no invoices were received.

TOS SN-105: Dynac SCADA System Maintenance and Support

This TOS was awarded on January 23, 2019.

There is no achieved table for this TOS since no invoices were received.

15. Larry Walker Associates, Inc. (LWA) (C-124334)

LWA submitted proposals for four task orders and was awarded five. The information provided below for the TOSes assigned under this contract is pending verification by the BCA.

TOS SN-21: Specialized and Expert Services for TMDL and Related Regulatory Support

This TOS was awarded with pledged participation levels of 24 percent MBE, 0 percent WBE, 29.47 percent SBE, 37.47 percent EBE, 5 percent DVBE, and 21 percent OBE. Per the final subcontracting report dated November 14, 2017, LWA achieved 26.44 percent MBE, 0 percent WBE, 36.83 percent SBE, 34.11 percent EBE, 1.26 percent DVBE and 5.45 percent OBE.

As of November 14, 2017, the achieved subconsultant participation levels are as follows:

Subconsultants	Gender/ Ethnicity	MBE/WBE/SBE/ EBE/DVBE/OBE	(%) of Total Invoiced	(\$) Amount Invoiced to Date
ADvTECH Environmental	M/APA	MBE/SBE/EBE	16.98%	\$254,712.81
Blackhawk Environmental	-	DVBE/SBE	2.77%	\$41,597.49
California Watershed Engineering	M/APA	MBE/SBE/EBE	0.00%	\$0.00
E2 Consulting Engineers	M/SAA	MBE	0.00%	\$0.00
FMF Pandion	M/NA	MBE/DVBE/SBE/EBE	1.26%	\$18,896.92

BUREAU OF SANITATION
BUREAU OF CONTRACT ADMINISTRATION
JOINT BOARD REPORT No. 1
JULY 15, 2019

PAGE 83

Subconsultants	Gender/ Ethnicity	MBE/WBE/SBE/ EBE/DVBE/OBE	(%) of Total Invoiced	(\$) Amount Invoiced to Date
MapVision Technologies	M/SAA	MBE/SBE/EBE	1.33%	\$19,995.10
Mikhail Ogawa Engineering	M/APA	MBE	0.00%	\$0.00
Nautilus Environmental	F/C	WBE/SBE/EBE	0.00%	\$0.00
Vista Analytical Laboratory, Inc.	F/C	WBE/SBE/EBE	1.37%	\$20,500.00
Weck Environmental Labs	M/HA	MBE/SBE/EBE	2.73%	\$40,935.05
MBC Applied Environmental Sciences	-	SBE/EBE	2.25%	\$33,817.52
Pacific EcoRisk	-	OBE	0.00%	\$0.00
Paradigm Environmental	-	SBE/EBE	10.50%	\$157,503.00
Physis Environmental	-	SBE/EBE	0.41%	\$6,157.00
Amec Foster Wheeler Environment	-	OBE	2.23%	\$33,451.67
CDM Smith	-	OBE	0.00%	\$0.00
CH2M Hill	-	OBE	0.00%	\$0.00
Downey Brand	-	OBE	0.72%	\$10,741.30
Geosyntec Consultants	-	OBE	0.53%	\$7,986.06

BUREAU OF SANITATION
BUREAU OF CONTRACT ADMINISTRATION
JOINT BOARD REPORT No. 1
JULY 15, 2019

PAGE 84

Subconsultants	Gender/ Ethnicity	MBE/WBE/SBE/ EBE/DVBE/OBE	(%) of Total Invoiced	(\$) Amount Invoiced to Date
HDR Engineering	-	OBE	0.00%	\$0.00
LA Testing	-	OBE	0.18%	\$2,650.00
MWH Contractors	-	OBE	0.49%	\$7,337.57
Somach, Simmons & Dunn	-	OBE	0.00%	\$0.00
Tetra Tech	-	OBE	2.32%	\$34,858.75
Wildan Engineering	-	OBE	0.00%	\$0.00
Total MBE Participation			26.44%	\$396,637.37
Total WBE Participation			0.00%	\$0.00
Total SBE Participation			36.83%	\$552,517.40
Total EBE Participation			34.11%	\$511,582.35
Total DVBE Participation			1.26%	\$18,896.92
Total OBE Participation			5.45%	\$81,783.75
Total MBE/WBE/SBE/EBE/DVBE/OBE Participation			46.08%	\$691,140.24
Prime Participation			53.92%	\$808,855.49
Total Invoiced to date				\$1,499,995.73

*These new subconsultants were added to the Task Order(s) and the Schedule A with the proper performance of a MSO.

¥ The subconsultant, E2 Consulting Engineers, Inc. (E2), became an OBE firm on April 1, 2016. LASAN has advised the Prime to encourage E2 to renew their MBE certification.

TOS SN-34: Enhanced Watershed Programs (EWMP) and MS4 Permit Compliance Support Services

This TOS was awarded with pledged participation levels of 14 percent MBE, 4 percent WBE, 23

BUREAU OF SANITATION
BUREAU OF CONTRACT ADMINISTRATION
JOINT BOARD REPORT No. 1
JULY 15, 2019

PAGE 85

percent SBE, 26 percent EBE, 3 percent DVBE, and 27 percent OBE. Per the final subcontracting report dated January 11, 2019, LWA achieved 0 percent MBE, 18 percent WBE, 15 percent SBE, 15 percent EBE, 0 percent DVBE and 32 percent OBE. This TOS is no longer active.

As of January 11, 2019, the achieved subconsultant participation levels are as follows:

Subconsultants	Gender/ Ethnicity	MBE/WBE/SBE/ EBE/DVBE/OBE	(%) of Total Invoiced	(\$) Amount Invoiced to Date
ADvTECH Environmental	M/APA	MBE/ SBE/ EBE	1.96%	\$33,650.27
CADSTAR, Inc.	F/HA	MBE	0.00%	\$0.00
FMF Pandion	M/NA	MBE/DVBE/ SBE/EBE	1.52%	\$26,029.62
MapVision Technologies, Inc.	M/SAA	MBE/SBE/EBE	0.00%	\$0.00
Mikhail Ogawa Engineering	M/APA	MBE	1.82%	\$31,295.03
Ninyo & Moore	M/HA	MBE	0.00%	\$0.00
AESCO, Inc.	F/C	WBE/ SBE/ EBE	0.00%	\$0.00
EW Consulting	F/C	WBE/ SBE/ EBE	0.00%	\$0.00
M2 Resource	F/C	WBE	0.23%	\$3,995.00
Paradigm Environmental	-	SBE/EBE	24.43%	\$419,498.52
Catalyst Environmental	-	SBE/EBE	14.69%	\$252,323.36
Blackhawk Environmental, Inc.	-	SBE/EBE/DVBE	0.00%	\$0.00
CDM Smith, Inc.	-	OBE	0.67%	\$11,546.66
CH2M Hill Engineers, Inc.	-	OBE	0.49%	\$8,495.90

BUREAU OF SANITATION
BUREAU OF CONTRACT ADMINISTRATION
JOINT BOARD REPORT No. 1
JULY 15, 2019

PAGE 86

Subconsultants	Gender/ Ethnicity	MBE/WBE/SBE/ EBE/DVBE/OBE	(%) of Total Invoiced	(\$) Amount Invoiced to Date
Downey Brand	-	OBE	0.66%	\$11,295.47
E2 Consulting Engineers, Inc.	-	OBE	0.00%	\$0.00
ENVIRON	-	OBE	0.00%	\$0.00
Geosyntec Consulting	-	OBE	1.01%	\$17,329.73
HDR Engineering, Inc.	-	OBE	0.35%	\$6,034.66
MBC Applied Environmental Sciences	-	OBE	0.78%	\$13,354.53
MWH Americas, Inc.	-	OBE	0.80%	\$13,734.56
Somach, Simmons, and Dunn	-	OBE	0.00%	\$0.00
Tetra Tech, Inc.	-	OBE	4.49%	\$77,156.98
Wildan Engineering	-	OBE	0.00%	\$0.00
Windward Environmental	-	OBE	0.00%	\$0.00
Total MBE Participation			5.30%	\$90,974.92
Total WBE Participation			0.23%	\$3,995.00
Total SBE Participation			42.60%	\$731,501.77
Total EBE Participation			42.60%	\$731,501.77
Total DVBE Participation			3.40%	\$58,388.41
Total OBE Participation			9.26%	\$158,948.49
Total MBE/WBE/SBE/EBE/DVBE/OBE Participation			53.91%	\$925,740.29
Prime Participation			46.09%	\$791,546.88

BUREAU OF SANITATION
BUREAU OF CONTRACT ADMINISTRATION
JOINT BOARD REPORT No. 1
JULY 15, 2019

PAGE 87

Subconsultants	(\$) Amount Invoiced to Date
Total Invoiced to date	\$1,717,287.17

TOS SN-44: Specialized and Expert Regulatory Services

This TOS was awarded with pledged participation levels of 7.55 percent MBE, 7.00 percent WBE, 11.53 percent SBE, 16.50 percent EBE, 1.00 percent DVBE, and 21.15 percent OBE. Per the latest subcontracting utilization report dated May 23, 2019, HDR achieved 1.00 percent MBE, 0.62 percent WBE, 53.00 percent SBE, 15.00 percent EBE, 0 percent DVBE and 44.00 percent OBE. This TOS is still active.

Per the subcontracting utilization report dated May 23, 2019, the achieved subconsultant participation levels were as follows:

Subconsultants	Gender/ Ethnicity	MBE/WBE/S BE/EBE/DVB E/OBE	(%) of Total Invoiced	(\$) Amount Invoiced to Date
ADvTECH Environmental	M/APA	MBE/SBE/EB E	1.24%	\$10,942.26
EW Consulting	F/C	WBE/SBE/E BE	0.62%	\$5,505.39
Yorke Engineering	F/C	WBE	2.03%	\$17,946.44
Everest International Consultants	M/APA	SBE/EBE	6.90%	\$60,998.64
Paradigm Environmental	-	SBE/EBE	6.48%	\$57,332.50
CH2M Hill Engineers, Inc.	-	OBE	13.53%	\$119,677.07
Downey Brand	-	OBE	1.45%	\$12,802.43
Ramboll ENVIRON	-		29.86%	\$264,149.57

BUREAU OF SANITATION
BUREAU OF CONTRACT ADMINISTRATION
JOINT BOARD REPORT No. 1
JULY 15, 2019

PAGE 88

Subconsultants	(%) of Total Invoiced	(\$) Amount Invoiced to Date
Total MBE Participation	1.24%	\$10,942.26
Total WBE Participation	2.65 %	\$23,451.83
Total SBE Participation	15.23%	\$134,778.79
Total EBE Participation	15.23%	\$134,778.79
Total DVBE Participation	0.00%	\$0.00
Total OBE Participation	44.83%	\$396,629.07
Total Subconsultant Participation	62.10%	\$549,354.30
Prime Participation	37.90%	\$335,320.64
Total Invoiced to date		\$884,674.94

The information provided below for the TOSes assigned under this contract is pending verification by the Bureau of Contract Administration.

TOS SN-79: Donald C. Tillman Advance Water Purification Facility Groundwater Replenishment Technical Assessment and Services for the Clean Water Program

This TOS was awarded with pledged participation levels of 0 percent MBE, 19.9 percent WBE, 48.1 percent SBE, 48.1 percent EBE, 0 percent DVBE and 0 percent OBE. Per the subcontracting utilization report dated October 24, 2018, LWA achieved 0 percent MBE, 24.3 percent WBE, 63.50 percent SBE, 63.50 percent EBE, 0 percent DVBE and 0 percent OBE. This TOS is still active.

BUREAU OF SANITATION
BUREAU OF CONTRACT ADMINISTRATION
JOINT BOARD REPORT No. 1
JULY 15, 2019

PAGE 89

Subconsultants	Gender/ Ethnicity	MBE/WBE/SBE/ EBE/DVBE/OBE	(%) of Total Invoiced	(\$) Amount Invoiced to Date
Todd Groundwater	F/C	WBE/SBE/EBE	24.35%	\$65,695.75
Trussell Technologies	--	SBE/EBE	39.15%	\$105,650.95
Total MBE Participation			0.00%	\$0.00
Total WBE Participation			24.35%	\$65,695.75
Total SBE Participation (including prime)			63.50%	\$171,346.70
Total EBE Participation			63.50%	\$171,346.70
Total DVBE Participation			0.00%	\$0.00
Total OBE Participation			0.00%	\$0.00
Total MBE/WBE/SBE/EBE/DVBE/OBE Participation			63.50%	\$171,346.70
Prime Participation			36.50%	\$98,482.39
Total Invoiced to date				\$269,829.09

TOS SN-84: Community Involvement and Project Mitigation Support for the Clean Water Program

This TOS was awarded with pledged participation levels of 13 percent MBE, 0 percent WBE, 41.21 percent SBE, 26.10 percent EBE, 4 percent DVBE, and 15.69 percent OBE. Per the latest subcontracting report dated March 6, 2019, LWA achieved 28.5 percent MBE, 0 percent WBE, 82 percent SBE, 35 percent EBE, 18.5 percent DVBE and 15.3 percent OBE. This TOS is still active.

As of March 6, 2019, the achieved subconsultant participation levels are as follows:

BUREAU OF SANITATION
BUREAU OF CONTRACT ADMINISTRATION
JOINT BOARD REPORT No. 1
JULY 15, 2019

PAGE 90

Subconsultants	Gender/ Ethnicity	MBE/WBE/SBE/EBE /DVBE/OBE	(%) of Total Invoiced	(\$) Amount Invoiced to Date
ADvTECH Environmental	M/APA	MBE/SBE/EBE	7.13%	\$106,404.00
FMF Pandion	M/NA	MBE/DVBE/SBE/EBE	18.5%	\$276,626.75
MapVision Technologies, Inc.	M/SAA	MBE/SBE/EBE	0.00%	\$0.00
Mikhail Ogawa Engineering	-	MBE	1.20%	\$17,948.59
Weck Environmental Laboratory	M/HA	MBE/EBE	1.62%	\$24,200.00
Blackhawk Environmental	-	SBE/EBE/ DVBE	0.00%	\$0.00
Paradigm Environmental	-	SBE/EBE	5.55%	\$82,748.00
Physis Environmental Lab	-	SBE/EBE	1.15%	\$17,205.00
Vista Analytical Laboratory	F/C	SBE/EBE	1.12%	\$16,650.00
AMEC Foster Wheeler	-	OBE	0.00%	\$0.00
Aquatic Bioassay & Consulting (ABC)	-	OBE	0.00%	\$0.00
Carollo Engineers, Inc.	-	OBE	0.00%	\$0.00
CDM Smith, Inc.	-	OBE	1.84%	\$27,462.98

BUREAU OF SANITATION
BUREAU OF CONTRACT ADMINISTRATION
JOINT BOARD REPORT No. 1
JULY 15, 2019

PAGE 91

Subconsultants	Gender/ Ethnicity	MBE/WBE/SBE/EBE /DVBE/OBE	(%) of Total Invoiced	(\$) Amount Invoiced to Date
Downey Brand	-	OBE	0.00%	\$0.00
LA Testing	-	OBE	0.00%	\$0.00
MBC Aquatic Sciences	-	OBE	4.22%	\$62,968.77
Pacific Ecorisk	-	OBE	2.30%	\$34,257.78
Somach Simmons & Dunn	-	OBE	0.00%	\$0.00
Windward Environmental	-	OBE	3.40%	\$50,691.25
Wood Environment & Infrastructure	-	OBE	3.54%	\$52,772.12
Larry Walker Associates	-	Prime/SBE	48.38%	\$721,547.99
Total MBE Participation			28.51%	\$425,179.34
Total WBE Participation			0.00%	\$0.00
Total SBE Participation			33.50%	\$499,633.75
Total EBE Participation			35.12%	\$523,833.75
Total DVBE Participation			18.55%	\$276,626.75
Total OBE Participation			15.30%	\$228,152.90
Total MBE/WBE/SBE/EBE/DVBE/OBE Participation			3.24%	\$48,387.25
Prime Participation			48.38%	\$721,547.99
Total Invoiced to date				\$1,491,483.23

16. Woodard & Curran (C-124335)

RMC submitted a proposal for one task order but was not awarded the contract because they did not meet the scope of work described in the task order. Therefore, subconsultant participation levels are not included.

17. WSP (C-124336)

WSP submitted proposals for three task orders and was awarded three.

TOS SN-33: Strategies and Support for Water Resources Systems

This TOS was awarded with pledged participation levels of 0 percent MBE, 95 percent WBE, 95 percent SBE, 95 percent EBE, 0 percent DVBE, and 0 percent OBE. The task agreement was subsequently amended (Amendment No. 1) on January 21, 2016 to extend the term of the agreement to March 30, 2016. There were no changes in the subcontractor pledged percentages with the Amendment. Per the final subcontracting report dated May 10, 2016, WSP achieved 0 percent MBE, DVBE and OBE, 95 percent WBE, SBE and EBE.

Per the final subcontracting report dated May 10, 2016, the achieved subconsultant participation levels were as follows:

Subconsultants	Gender/ Ethnicity	MBE/WBE/SBE/ EBE/DVBE/OBE	(%) of Total Invoiced	(\$) Amount Invoiced to Date
EW Consulting	F/C	WBE/SBE/EBE	95.24%	\$142,016.25
Total MBE Participation			0.00%	\$0.00
Total WBE Participation			95.24%	\$142,016.25
Total SBE Participation			95.24%	\$142,016.25
Total EBE Participation			95.24%	\$142,016.25
Total DVBE Participation			0.00%	\$0.00
Total OBE Participation			0.00%	\$0.00
Total Subconsultant Participation			95.24%	\$142,016.25

Subconsultants	(%) of Total Invoiced	(\$) Amount Invoiced to Date
Prime Participation	4.76%	\$7,100.82
Total Invoiced to date		\$149,117.07

TOS SN-51: Water Resources Planning Support

This TOS was awarded with pledged participation levels of 10 percent MBE, 82 percent WBE, 92 percent SBE, 92 percent EBE, 0 percent DVBE, and 0 percent OBE. The task agreement was subsequently amended (Amendment No. 1) on October 20, 2017 to increase the ceiling to \$600,000 with pledged participation levels of 7 percent MBE, 87 percent WBE, 93 percent SBE, 93 percent EBE, 0 percent DVBE and OBE. Per the final subcontracting report dated May 31, 2018, WSP achieved 7 percent MBE, 88 percent WBE, 95 percent SBE, 88 percent EBE, 0 percent DVBE and OBE.

As of May 31, 2018, the achieved subconsultant participation levels are as follows:

Subconsultants	Gender/ Ethnicity	MBE/WBE/SBE/ EBE/DVBE/OBE	(%) of Total Invoiced	(\$) Amount Invoiced to Date
California Watershed Engineering Corp	M/SAA	MBE/SBE	6.81%	\$40,120.00
EW Consulting	F/C	WBE/SBE/EBE	87.68%	\$516,571.88
Total MBE Participation			6.81%	\$40,120.00
Total WBE Participation			87.68%	\$516,571.88
Total SBE Participation			94.49%	\$556,691.88
Total EBE Participation			87.68%	\$516,571.88
Total DVBE Participation			0.00%	\$0.00
Total OBE Participation			0.00%	\$0.00

BUREAU OF SANITATION
BUREAU OF CONTRACT ADMINISTRATION
JOINT BOARD REPORT No. 1
JULY 15, 2019

PAGE 94

Subconsultants	(%) of Total Invoiced	(\$) Amount Invoiced to Date
Total Subconsultant Participation	94.49%	\$556,691.88
Prime Participation	5.51%	\$32,438.39
Total Invoiced to date		\$589,130.27

TOS SN-70: Specialized and Expert Services for Wilmington Urban Green Plan

This TOS was awarded with pledged participation levels of 76 percent MBE, 4 percent WBE, 76 percent SBE, 76 percent EBE, 0 percent DVBE, and 4 percent OBE. Per the final subcontracting report dated December 12, 2018, WSP achieved 74 percent MBE, 4 percent WBE, 74 percent SBE, 74 percent EBE, 0 percent DVBE and 4 percent OBE.

As of December 12, 2018, the achieved subconsultant participation levels are as follows:

Subconsultants	Gender/ Ethnicity	MBE/WBE/SBE/ EBE/DVBE/OBE	(%) of Total Invoiced	(\$) Amount Invoiced to Date
California Watershed Engineering Corp	M/SAA	MBE/SBE	74.30%	\$168,595.00
*MLA Green Inc. DBA Mia Lehrer & Associates	F/HA	WBE	4.41%	\$10,000.00
Council for Watershed Health	-	OBE	4.41%	\$10,000.00
Total MBE Participation			74.30%	\$168,595.00
Total WBE Participation			4.41%	\$10,000.00
Total SBE Participation			74.30%	\$168,595.00
Total EBE Participation			74.30%	\$168,595.00

Subconsultants	(%) of Total Invoiced	(\$) Amount Invoiced to Date
Total DVBE Participation	0.00%	\$0.00
Total OBE Participation	4.41%	\$10,000.00
Total Subconsultant Participation	83.12%	\$188,595.00
Prime Participation	16.88%	\$38,305.00
Total Invoiced to date		\$226,900.00

*This subconsultant was added without a proper outreach.

18. Psomas (C-124338)

Psomas participated in four task orders but was awarded none because they did not meet the scope of work described in the Task Orders. Therefore, subconsultant participation levels are not included.

19. Kennedy/Jenks Consultants, Inc. (C-124339)

Kennedy/Jenks submitted proposals for one task order which they were awarded. This task order supports specialized as-needed services and planning for the four reclamation plants (Hyperion, Terminal Island, Los Angeles/Glendale, and Donald C. Tillman). The information provided below for the TOSes assigned under this contract is pending verification by BCA.

There were no subcontractor utilizations on the following Task Agreement Forms (TAFs): 3, 11, 12, 16, 18, 22, 26, 27, 30, 31, 33, 39, 40 and 42.

TAF #01: BNR Advanced Water Purification Technology Assessment

This TAF was awarded with pledged participation levels of 0 percent MBE, 0 percent WBE, 0 percent SBE, 0 percent EBE, 0 percent DVBE, and 95.24 percent OBE. Per the final subcontracting report dated February 25, 2016, Kennedy/Jenks Consultants, Inc. achieved 0 percent MBE, 0 percent WBE, 0 percent SBE, 0 percent EBE, 0 percent DVBE and 100 percent OBE.

BUREAU OF SANITATION
BUREAU OF CONTRACT ADMINISTRATION
JOINT BOARD REPORT No. 1
JULY 15, 2019

PAGE 96

As of February 25, 2016, the achieved subconsultant participation levels are as follows:

Subconsultants	Gender/ Ethnicity	MBE/WBE/SBE/ EBE/DVBE/OBE	(%) of Total Invoiced	(\$) Amount Invoiced to Date
Stantec Consulting Services (formerly MWH Americas, Inc.)	-	OBE	100.00%	\$56,791.28
Total MBE Participation			0.00%	\$0.00
Total WBE Participation			0.00%	\$0.00
Total SBE Participation			0.00%	\$0.00
Total EBE Participation			0.00%	\$0.00
Total DVBE Participation			0.00%	\$0.00
Total OBE Participation			100.00%	\$56,791.28
Total Subconsultant Participation			100.00%	\$56,791.28
Prime Participation			0.00%	\$0.00
Total Invoiced Amount				\$56,791.28

TAF #02: Technical Support for Water Resources

This TAF was awarded with pledged participation levels of 0 percent MBE, 94.09 percent WBE, 94.09 percent SBE, 94.09 percent EBE, 0 percent DVBE, and 0 percent OBE. Per the final subcontracting report dated May 25, 2016, Kennedy/Jenks Consultants, Inc. achieved 0 percent MBE, 100 percent WBE, 100 percent SBE, 100 percent EBE, 0 percent DVBE and 0 percent OBE.

BUREAU OF SANITATION
BUREAU OF CONTRACT ADMINISTRATION
JOINT BOARD REPORT No. 1
JULY 15, 2019

PAGE 97

As of May 25, 2016, achieved subconsultant participation levels are as follows:

Subconsultants	Gender/ Ethnicity	MBE/WBE/SBE/ EBE/DVBE/OBE	(%) of Total Invoiced	(\$) Amount Invoiced to Date
EW Consulting, Inc.	F/C	WBE/SBE/EBE	100.00%	\$20,671.24
Total MBE Participation			0.00%	\$0.00
Total WBE Participation			100.00%	\$20,671.24
Total SBE Participation			100.00%	\$20,671.24
Total EBE Participation			100.00%	\$20,671.24
Total DVBE Participation			0.00%	\$0.00
Total OBE Participation			0.00%	\$0.00
Total Subconsultant Participation			100.00%	\$20,671.24
Prime Participation			0.00%	\$0.00
Total Invoiced Amount				\$20,671.24

TAF #04: Hyperion Water Reclamation Plant (HWRP) Project Conceptual Reports

This TAF was awarded with pledged participation levels of 0 percent MBE, 0 percent WBE, 0 percent SBE, 0 percent EBE, 0 percent DVBE, and 93.90 percent OBE. Per the final subcontracting report dated November 4, 2016, Kennedy/Jenks Consultants, Inc. achieved 0 percent MBE, 0 percent WBE, 0 percent SBE, 0 percent EBE, 0 percent DVBE and 100 percent OBE.

BUREAU OF SANITATION
BUREAU OF CONTRACT ADMINISTRATION
JOINT BOARD REPORT No. 1
JULY 15, 2019

PAGE 98

As of November 4, 2016, achieved subconsultant participation levels are as follows:

Subconsultants	Gender/ Ethnicity	MBE/WBE/SBE/ EBE/DVBE/OBE	(%) of Total Invoiced	(\$) Amount Invoiced to Date
MWH Americas, Inc.	-	OBE	100.00%	\$197,200.50
Total MBE Participation			0.00%	\$0.00
Total WBE Participation			0.00%	\$0.00
Total SBE Participation			0.00%	\$0.00
Total EBE Participation			0.00%	\$0.00
Total DVBE Participation			0.00%	\$0.00
Total OBE Participation			100.00%	\$197,200.50
Total Subconsultant Participation			100.00%	\$197,200.50
Prime Participation			0.00%	\$0.00
Total Invoiced Amount				\$197,200.50

TAF #05: Technical Support Services for MacArthur Park Irrigation System Project

This TAF was awarded with pledged participation levels of 0 percent MBE, 0 percent WBE, 95.20 percent SBE, 95.20 percent EBE, 0 percent DVBE, and 0 percent OBE. Per the final subcontracting report dated July 5, 2016, Kennedy/Jenks Consultants, Inc. achieved 0 percent MBE, 0 percent WBE, 95.24 percent SBE, 94.24 percent EBE, 0 percent DVBE and 0 percent OBE.

BUREAU OF SANITATION
BUREAU OF CONTRACT ADMINISTRATION
JOINT BOARD REPORT No. 1
JULY 15, 2019

PAGE 99

As of July 5, 2016, achieved subconsultant participation levels are as follows:

Subconsultants	Gender/ Ethnicity	MBE/WBE/SBE/ EBE/DVBE/OBE	(%) of Total Invoiced	(\$) Amount Invoiced to Date
SEITec	-	SBE/EBE	95.24%	\$74,241.00
Total MBE Participation			0.00%	\$0.00
Total WBE Participation			0.00%	\$0.00
Total SBE Participation			95.24%	\$74,241
Total EBE Participation			95.24%	\$74,241
Total DVBE Participation			0.00%	\$0.00
Total OBE Participation			0.00%	\$0.00
Total Subconsultant Participation			95.24%	\$74,241.00
Prime Participation			4.76%	\$3,713.00
Total Invoiced Amount				\$77,954.00

TAF #06: Integrated Modeling Master Plan and FlowWorks Web application Enhancements

This TAF was awarded with pledged participation levels of 0 percent MBE, 0 percent WBE, 0 percent SBE, 0 percent EBE, 0 percent DVBE, and 100 percent OBE. Per the final subcontracting report dated August 15, 2018, Kennedy/Jenks Consultants, Inc. achieved 0 percent MBE, 0 percent WBE, 0 percent SBE, 0 percent EBE, 0 percent DVBE and 95.24 percent OBE.

BUREAU OF SANITATION
BUREAU OF CONTRACT ADMINISTRATION
JOINT BOARD REPORT No. 1
JULY 15, 2019

PAGE 100

As of August 15, 2018, achieved subconsultant participation levels are as follows:

Subconsultants	Gender/ Ethnicity	MBE/WBE/SBE/ EBE/DVBE/OBE	(%) of Total Invoiced	(\$) Amount Invoiced to Date
Hazen and Sawyer	-	OBE	23.97%	\$50,000.00
FlowWorks	-	OBE	71.27%	\$148,650.00
Total MBE Participation			0.00%	\$0.00
Total WBE Participation			0.00%	\$0.00
Total SBE Participation			0.00%	\$0.00
Total EBE Participation			0.00%	\$0.00
Total DVBE Participation			0.00%	\$0.00
Total OBE Participation			95.24%	\$198,650.00
Total Subconsultant Participation			95.24%	\$198,650.00
Prime Participation			4.76%	\$9,932.5
Total Invoiced Amount				\$208,582.50

TAF #07: Construction Management Support Services for MacArthur Park Irrigation System Project

This TAF was awarded with pledged participation levels of 0 percent MBE, 0 percent WBE, 100 percent SBE, 100 percent EBE, 0 percent DVBE, and 0 percent OBE. Per the final subcontracting report dated September 7, 2016, Kennedy/Jenks Consultants, Inc. achieved 0 percent MBE, 0 percent WBE, 100 percent SBE, 100 percent EBE, 0 percent DVBE and 0 percent OBE.

BUREAU OF SANITATION
BUREAU OF CONTRACT ADMINISTRATION
JOINT BOARD REPORT No. 1
JULY 15, 2019

PAGE 101

As of September 7, 2016, achieved subconsultant participation levels are as follows:

Subconsultants	Gender/ Ethnicity	MBE/WBE/SBE/ EBE/DVBE/OBE	(%) of Total Invoiced	(\$) Amount Invoiced to Date
SEITec	-	SBE/EBE	100.00%	\$38,976.00
Total MBE Participation			0.00%	\$0.00
Total WBE Participation			0.00%	\$0.00
Total SBE Participation			100.00%	\$38,976.00
Total EBE Participation			100.00%	\$38,976.00
Total DVBE Participation			0.00%	\$0.00
Total OBE Participation			0.00%	\$0.00
Total Subconsultant Participation			100.00%	\$38,976.00
Prime Participation			0.00%	\$0.00
Total Invoiced Amount				\$38,976.00

TAF #08: Project Management Support for Regulatory Affairs

This TAF was awarded with pledged participation levels of 0 percent MBE, 95.00 percent WBE, 0 percent SBE, 0 percent EBE, 0 percent DVBE, and 0 percent OBE. Per the final subcontracting report dated September 26, 2016, Kennedy/Jenks Consultants, Inc. achieved 0 percent MBE, 95.24 percent WBE, 0 percent SBE, 0 percent EBE, 0 percent DVBE and 0 percent OBE.

BUREAU OF SANITATION
BUREAU OF CONTRACT ADMINISTRATION
JOINT BOARD REPORT No. 1
JULY 15, 2019

PAGE 102

As of September 26, 2016, achieved subconsultant participation levels are as follows:

Subconsultants	Gender/ Ethnicity	MBE/WBE/SBE/ EBE/DVBE/OBE	(%) of Total Invoiced	(\$) Amount Invoiced to Date
CADStar	F/-	WBE	95.24%	\$9,047.53
Total MBE Participation			0.00%	\$0.00
Total WBE Participation			95.24%	\$9,047.53
Total SBE Participation			0.00%	\$0.00
Total EBE Participation			0.00%	\$0.00
Total DVBE Participation			0.00%	\$0.00
Total OBE Participation			0.00%	\$0.00
Total Subconsultant Participation			95.24%	\$9,047.53
Prime Participation			4.76%	\$452.38
Total Invoiced Amount				\$9,499.91

TAF #09: Technical Support for Hyperion Treatment Plant Cutover on LAWINS Project

This TAF was awarded with pledged participation levels of 0 percent MBE, 0 percent WBE, 95.20 percent SBE, 0 percent EBE, 0 percent DVBE, and 0 percent OBE. Per the final subcontracting report dated February 24, 2017, Kennedy/Jenks Consultants, Inc. achieved 0 percent MBE, 0 percent WBE, 95.54 percent SBE, 0 percent EBE, 0 percent DVBE and 0 percent OBE.

BUREAU OF SANITATION
BUREAU OF CONTRACT ADMINISTRATION
JOINT BOARD REPORT No. 1
JULY 15, 2019

PAGE 103

As of February 24, 2017, achieved subconsultant participation levels are as follows:

Subconsultants	Gender/ Ethnicity	MBE/WBE/SBE/ EBE/DVBE/OBE	(%) of Total Invoiced	(\$) Amount Invoiced to Date
LEED Electrical	-	SBE	95.54%	\$103,413.91
Total MBE Participation			0.00%	\$0.00
Total WBE Participation			0.00%	\$0.00
Total SBE Participation			95.54%	\$103,413.91
Total EBE Participation			0.00%	\$0.00
Total DVBE Participation			0.00%	\$0.00
Total OBE Participation			0.00%	\$0.00
Total Subconsultant Participation			95.54%	\$103,413.91
Prime Participation			4.46%	\$4,831.011
Total Invoiced Amount				\$108,244.92

TAF #10: Claim Review and Scheduling for LAWINS Project at Treatment Plants

This TAF was awarded with pledged participation levels of 95.24 percent MBE, 0 percent WBE, 95.24 percent SBE, 95.24 percent EBE, 0 percent DVBE, and 0 percent OBE. Per the final subcontracting report dated March 11, 2018, Kennedy/Jenks Consultants, Inc. 97.22 percent MBE, 0 percent WBE, 97.22 percent SBE, 97.22 percent EBE, 0 percent DVBE and 0 percent OBE.

BUREAU OF SANITATION
BUREAU OF CONTRACT ADMINISTRATION
JOINT BOARD REPORT No. 1
JULY 15, 2019

PAGE 104

As of March 11, 2018, achieved subconsultant participation levels are as follows:

Subconsultants	Gender/ Ethnicity	MBE/WBE/SBE/ EBE/DVBE/OBE	(%) of Total Invoiced	(\$) Amount Invoiced to Date
E.W. Moon	-	MBE/SBE/EBE	97.22%	\$117,569.00
Total MBE Participation			97.22%	\$117,569.00
Total WBE Participation			0.00%	\$0.00
Total SBE Participation			97.22%	\$117,569.00
Total EBE Participation			97.22%	\$117,569.00
Total DVBE Participation			0.00%	\$0.00
Total OBE Participation			0.00%	\$0.00
Total Subconsultant Participation			97.22%	\$117,569.00
Prime Participation			2.78%	\$3,357.56
Total Invoiced Amount				\$120,926.56

TAF #13: Hyperion Water Reclamation Plant (HWRP) Flare VOC and PM Engineering Testing

This TAF was awarded with pledged participation levels of 0 percent MBE, 0 percent WBE, 0 percent SBE, 0 percent EBE, 0 percent DVBE, and 94.3 percent OBE. As of June 26, 2019, Kennedy/Jenks Consultants, Inc. has not utilized subconsultant Environmental Resources Management.

TAF #14: Hyperion Water Reclamation Plant (HWRP) Air Toxics Inventory Report, Health Risk Assessment and Voluntary Risk Reduction Plan

This TAF was awarded with pledged participation levels of 0 percent MBE, 0 percent WBE, 0 percent SBE, 0 percent EBE, 0 percent DVBE, and 93.20 percent OBE. Per the final subcontracting report dated December 13, 2018, Kennedy/Jenks Consultants, Inc. achieved 0 percent MBE, 0 percent WBE, 0 percent SBE, 0 percent EBE, 0 percent DVBE and 95.24 percent OBE.

As of December 13, 2018, achieved subconsultant participation levels are as follows:

Subconsultants	Gender/ Ethnicity	MBE/WBE/SBE/ EBE/DVBE/OBE	(%) of Total Invoiced	(\$) Amount Invoiced to Date
Ramboll Environ	-	OBE	95.24%	\$40,022.20
Total MBE Participation			0.00%	\$0.00
Total WBE Participation			0.00%	\$0.00
Total SBE Participation			0.00%	\$0.00
Total EBE Participation			0.00%	\$0.00
Total DVBE Participation			0.00%	\$0.00
Total OBE Participation			95.24%	\$40,022.20
Total Subconsultant Participation			95.24%	\$40,022.20
Prime Participation			4.76%	\$2,001.11
Total Invoiced Amount				\$42,023.31

TAF #15: Technical Support for Water Resources II

This TAF was awarded with pledged participation levels of 0 percent MBE, 95.24 percent WBE, 95.24 percent SBE, 95.24 percent EBE, 0 percent DVBE, and 0 percent OBE. Per the final subcontracting report dated April 27, 2017, Kennedy/Jenks Consultants, Inc. achieved 0 percent MBE, 64.23 percent WBE, 64.23 percent SBE, 64.23 percent EBE, 0 percent DVBE and 0 percent OBE.

As of April 27, 2017, achieved subconsultant participation levels are as follows:

Subconsultants	Gender/ Ethnicity	MBE/WBE/SBE/E BE/DVBE/OBE	(%) of Total Invoiced	(\$) Amount Invoiced to Date
E.W. Consulting, Inc.	F	WBE/SBE/EBE	64.23%	\$32,807.50
Total MBE Participation			0.00%	\$0.00
Total WBE Participation			64.23%	\$32,807.50
Total SBE Participation			64.23%	\$32,807.50
Total EBE Participation			64.23%	\$32,807.50
Total DVBE Participation			0.00%	\$0.00
Total OBE Participation			0.00%	\$0.00
Total Subconsultant Participation			64.23%	\$32,807.50
Prime Participation			35.77%	\$18,272.38
Total Invoiced Amount				\$51,079.88

TAF #17: Environmental Review CIP 4176 LAG Primary Effluent Equalization Storage and CIP 4170 LAGWRP Personnel Building

This TAF was awarded with pledged participation levels of 0 percent MBE, 0 percent WBE, 0 percent SBE, 0 percent EBE, 0 percent DVBE, and 32.73 percent OBE. Per the final subcontracting report dated August 15, 2018, Kennedy/Jenks Consultants, Inc. achieved 0 percent MBE, 0 percent WBE, 0 percent SBE, 0 percent EBE, 0 percent DVBE and 34.04 percent OBE.

As of August 15, 2018, achieved subconsultant participation levels are as follows:

Subconsultants	Gender/ Ethnicity	MBE/WBE/SBE/ EBE/DVBE/OBE	(%) of Total Invoiced	(\$) Amount Invoiced to Date
Kunzman Associates, Inc.	-	OBE	10.17%	\$14,150.00
Rincon Consulting, Inc.	-	OBE	23.86%	\$33,200.00
Total MBE Participation			0.00%	\$0.00
Total WBE Participation			0.00%	\$0.00
Total SBE Participation			0.00%	\$0.00
Total EBE Participation			0.00%	\$0.00
Total DVBE Participation			0.00%	\$0.00
Total OBE Participation			34.04%	\$47,350.00
Total Subconsultant Participation			34.04%	\$47,350.00
Prime Participation			65.96%	\$91,771.00
Total Invoiced Amount				\$139,121.00

TAF #19: Refurbishing Equipment at HWRP for ATF-BTF Pilot Test

This TAF was awarded with pledged participation levels of 0 percent MBE, 0 percent WBE, 0 percent SBE, 0 percent EBE, 0 percent DVBE, and 95.24 percent OBE. Per the final subcontracting report dated September 1, 2017, Kennedy/Jenks Consultants, Inc. achieved 0 percent MBE, 0 percent WBE, 0 percent SBE, 0 percent EBE, 0 percent DVBE and 95.24 percent OBE.

As of September 1, 2017, achieved subconsultant participation levels are as follows:

Subconsultants	Gender/ Ethnicity	MBE/WBE/SBE/ EBE/DVBE/OBE	(%) of Total Invoiced	(\$) Amount Invoiced to Date
Murray Company	-	OBE	95.24%	\$42,857.00
Total MBE Participation			0.00%	\$0.00
Total WBE Participation			0.00%	\$0.00
Total SBE Participation			0.00%	\$0.00
Total EBE Participation			0.00%	\$0.00
Total DVBE Participation			0.00%	\$0.00
Total OBE Participation			95.24%	\$42,857.00
Total Subconsultant Participation			95.24%	\$42,857.00
Prime Participation			4.76%	\$2,142.86
Total Invoiced Amount				\$45,999.86

TAF #20: ATF-BTF Wastewater System Pilot Installation

This TAF was awarded with pledged participation levels of 0 percent MBE, 0 percent WBE, 0 percent SBE, 0 percent EBE, 0 percent DVBE, and 93.79 percent OBE. Per the final subcontracting report dated August 24, 2018, Kennedy/Jenks Consultants, Inc. achieved 0

BUREAU OF SANITATION
BUREAU OF CONTRACT ADMINISTRATION
JOINT BOARD REPORT No. 1
JULY 15, 2019

PAGE 109

percent MBE, 0 percent WBE, 0 percent SBE, 0 percent EBE, 0 percent DVBE and 93.73 percent OBE.

As of August 24, 2018, achieved subconsultant participation levels are as follows:

Subconsultants	Gender/ Ethnicity	MBE/WBE/SBE/ EBE/DVBE/OBE	(%) of Total Invoiced	(\$) Amount Invoiced to Date
Murray Company	-	OBE	93.73%	\$57,848.00
Total MBE Participation			0.00%	\$0.00
Total WBE Participation			0.00%	\$0.00
Total SBE Participation			0.00%	\$0.00
Total EBE Participation			0.00%	\$0.00
Total DVBE Participation			0.00%	\$0.00
Total OBE Participation			93.73%	\$57,848.00
Total Subconsultant Participation			93.73%	\$57,848.00
Prime Participation			6.27%	\$3,872.56
Total Invoiced Amount				\$61,720.56

TAF #21: DCTWRP Lease Renewal Negotiation Support

This TAF was awarded with pledged participation levels of 95.23 percent MBE, 0 percent WBE, 95.23 percent SBE, 95.23 percent EBE, 0 percent DVBE, and 0 percent OBE. As of June 26, 2019, Kennedy/Jenks Consultants, Inc. has not utilized subconsultant D R Consultants & Designers, Inc.

TAF #24: Technical Support for Water Resources III

This TAF was awarded with pledged participation levels of 0 percent MBE, 95.23 percent WBE, 95.23 percent SBE, 95.23 percent EBE, 0 percent DVBE, and 0 percent OBE. Per the final

BUREAU OF SANITATION
BUREAU OF CONTRACT ADMINISTRATION
JOINT BOARD REPORT No. 1
JULY 15, 2019

PAGE 110

subcontracting report dated November 8, 2017, Kennedy/Jenks Consultants, Inc. achieved 0 percent MBE, 95.24 percent WBE, 95.24 percent SBE, 95.24 percent EBE, 0 percent DVBE and 0 percent OBE.

As of November 8, 2017, achieved subconsultant participation levels are as follows:

Subconsultants	Gender/ Ethnicity	MBE/WBE/SBE/ EBE/DVBE/OBE	(%) of Total Invoiced	(\$) Amount Invoiced to Date
EW Consulting, Inc.	F/-	WBE/SBE/EBE	95.24%	\$6,655.00
Total MBE Participation			0.00%	\$0.00
Total WBE Participation			95.24%	\$6,655.00
Total SBE Participation			95.24%	\$6,655.00
Total EBE Participation			95.24%	\$6,655.00
Total DVBE Participation			0.00%	\$0.00
Total OBE Participation			0.00%	\$0.00
Total Subconsultant Participation			95.24%	\$6,655.00
Prime Participation			4.76%	\$333.75
Total Invoiced Amount				\$6,987.75

TAF #25: Climate Resiliency Review Training

This TAF was awarded with pledged participation levels of 0 percent MBE, 0 percent WBE, 0 percent SBE, 0 percent EBE, 0 percent DVBE, and 78.00 percent OBE. As of June 26, 2019 Kennedy/Jenks Consultants, Inc. has not utilized subconsultant CH2M Hill Engineers, Inc.

TAF #28: Technical Assistance for ATF-BTF Wastewater System Pilot

This TAF was awarded with pledged participation levels of 0 percent MBE, 0 percent WBE, 0 percent SBE, 0 percent EBE, 0 percent DVBE, and 95.00 percent OBE. Per the final subcontracting report dated November 28, 2018, Kennedy/Jenks Consultants, Inc. achieved 0 percent MBE, 0 percent WBE, 0 percent SBE, 0 percent EBE, 0 percent DVBE and 74.11 percent OBE.

As of November 28, 2018, achieved subconsultant participation levels are as follows:

Subconsultants	Gender/ Ethnicity	MBE/WBE/SBE/ EBE/DVBE/OBE	(%) of Total Invoiced	(\$) Amount Invoiced to Date
Murray Company	-	OBE	74.11%	\$14,163.67
Total MBE Participation			0.00%	\$0.00
Total WBE Participation			0.00%	\$0.00
Total SBE Participation			0.00%	\$0.00
Total EBE Participation			0.00%	\$0.00
Total DVBE Participation			0.00%	\$0.00
Total OBE Participation			74.11%	\$14,163.67
Total Subconsultant Participation			74.11%	\$14,163.67
Prime Participation			25.89%	\$4,948.69
Total Invoiced Amount				\$19,112.36

TAF #29: Technical Support for Sewer Advanced Planning and DCT LAWINS Project

This TAF was awarded with pledged participation levels of 95.24 percent MBE, 0 percent WBE, 95.24 percent SBE, 95.24 percent EBE, 0 percent DVBE, and 0 percent OBE. Per the final subcontracting report dated March 13, 2019, Kennedy/Jenks Consultants, Inc. achieved 95.24 percent MBE, 0 percent WBE, 95.24 percent SBE, 95.24 percent EBE, 0 percent DVBE and 0 percent OBE.

As of March 13, 2019, achieved subconsultant participation levels are as follows:

Subconsultants	Gender/ Ethnicity	MBE/WBE/SBE/ EBE/DVBE/OBE	(%) of Total Invoiced	(\$) Amount Invoiced to Date
E.W. Moon, Inc.	-	MBE/SBE/EBE	95.24%	\$49,557.20
Total MBE Participation			95.24%	\$49,557.20
Total WBE Participation			0.00%	\$0.00
Total SBE Participation			95.24%	\$49,557.20
Total EBE Participation			95.24%	\$49,557.20
Total DVBE Participation			0.00%	\$0.00
Total OBE Participation			0.00%	\$0.00
Total Subconsultant Participation			95.24%	\$49,557.20
Prime Participation			4.76%	\$2,477.85
Total Invoiced Amount				\$52,035.05

TAF #32: Energy Efficiency Study for Treatment Plants and Pump Stations

This TAF was awarded with pledged participation levels of 0 percent MBE, 95.24 percent WBE, 95.24 percent SBE, 95.24 percent EBE, 0 percent DVBE, and 0 percent OBE. Per the final subcontracting report dated April 19, 2018, Kennedy/Jenks Consultants, Inc. achieved 0 percent MBE, 95.24 percent WBE, 95.24 percent SBE, 95.24 percent EBE, 0 percent DVBE and 0 percent OBE.

As of April 19, 2018, achieved subconsultant participation levels are as follows:

Subconsultants	Gender/ Ethnicity	MBE/WBE/SBE/ EBE/DVBE/OBE	(%) of Total Invoiced	(\$) Amount Invoiced to Date
EW Consulting	F/-	WBE/SBE/EBE	95.24%	\$31,500.00
Total MBE Participation			0.00%	\$0.00
Total WBE Participation			95.24%	\$31,500.00
Total SBE Participation			95.24%	\$31,500.00
Total EBE Participation			95.24%	\$31,500.00
Total DVBE Participation			0.00%	\$0.00
Total OBE Participation			0.00%	\$0.00
Total Subconsultant Participation			95.24%	\$31,500.00
Prime Participation			4.76%	\$1,575.00
Total Invoiced Amount				\$33,075.00

TAF #34: Phase 2 Energy Efficiency Study for Treatment Plants and Pump Stations

This TAF was awarded with pledged participation levels of 0 percent MBE, 90.70 percent WBE, 90.70 percent SBE, 90.70 percent EBE, 0 percent DVBE, and 0 percent OBE. Per the final subcontracting report dated August 29, 2018, Kennedy/Jenks Consultants, Inc. achieved 0 percent MBE, 95.24 percent WBE, 95.24 percent SBE, 95.24 percent EBE, 0 percent DVBE and 0 percent OBE.

As of August 29, 2018, achieved subconsultant participation levels are as follows:

Subconsultants	Gender/ Ethnicity	MBE/WBE/SBE/ EBE/DVBE/OBE	(%) of Total Invoiced	(\$) Amount Invoiced to Date
E.W. Consulting	F/C	WBE/SBE/EBE	95.24%	\$31,500.00
Total MBE Participation			0.00%	\$0.00
Total WBE Participation			95.24%	\$31,500.00
Total SBE Participation			95.24%	\$31,500.00
Total EBE Participation			95.24%	\$31,500.00
Total DVBE Participation			0.00%	\$0.00
Total OBE Participation			0.00%	\$0.00
Total Subconsultant Participation			95.24%	\$31,500.00
Prime Participation			4.76%	\$1,575.00
Total Invoiced Amount				\$33,075.00

TAF #35: Wastewater Collection Systems Division Field Staff Training

This TAF was awarded with pledged participation levels of 0 percent MBE, 0 percent WBE, 0 percent SBE, 0 percent EBE, 0 percent DVBE, and 95.24 percent OBE. Per the final subcontracting report dated April 9, 2019, Kennedy/Jenks Consultants, Inc. achieved 0 percent MBE, 0 percent WBE, 0 percent SBE, 0 percent EBE, 0 percent DVBE and 87.10 percent OBE.

As of April 9, 2019, achieved subconsultant participation levels are as follows:

Subconsultants	Gender/ Ethnicity	MBE/WBE/SBE/ EBE/DVBE/OBE	(%) of Total Invoiced	(\$) Amount Invoiced to Date
EPC Consultants	-	OBE	87.10%	\$13,522.35
Total MBE Participation			0.00%	\$0.00
Total WBE Participation			0.00%	\$0.00
Total SBE Participation			0.00%	\$0.00
Total EBE Participation			0.00%	\$0.00
Total DVBE Participation			0.00%	\$0.00
Total OBE Participation			87.10%	\$13,522.35
Total Subconsultant Participation			87.10%	\$13,522.35
Prime Participation			12.90%	\$2,002.05
Total Invoiced Amount				\$15,524.40

TAF #36: Terminal Island Water Reclamation Plant AWP Optimization Development

This TAF was awarded with pledged participation levels of 0 percent MBE, 0 percent WBE, 95.17 percent SBE, 95.17 percent EBE, 0 percent DVBE, and 0 percent OBE. Per Kennedy/Jenks Consultant, Inc., it achieved 0 percent MBE, 0 percent WBE, 78.02 percent SBE, 78.02 percent EBE, 0 percent DVBE and 0 percent OBE. A written Schedule C is pending receipt to support the figures below.

Per Kennedy/Jenks Consultant, Inc., achieved subconsultant participation levels are as follows:

Subconsultants	Gender/ Ethnicity	MBE/WBE/SBE/ EBE/DVBE/OBE	(%) of Total Invoiced	(\$) Amount Invoiced to Date
Trussell Technologies, Inc.	-	SBE/EBE	78.02%	\$129,862.00
Total MBE Participation			0.00%	\$0.00
Total WBE Participation			0.00%	\$0.00
Total SBE Participation			78.02%	\$129,862.00
Total EBE Participation			78.02%	\$129,862.00
Total DVBE Participation			0.00%	\$0.00
Total OBE Participation			0.00%	\$0.00
Total Subconsultant Participation			78.02%	\$129,862.00
Prime Participation			21.98%	\$36,593.10
Total Invoiced Amount				\$166,455.10

TAF #37: One Water LA - Materials, Launch Planning and Project Management for Program Launch

This TAF was awarded with pledged participation levels of 0 percent MBE, 81.02 percent WBE, 0 percent SBE, 0 percent EBE, 0 percent DVBE, and 0 percent OBE. Per the final subcontracting report dated February 6, 2019, Kennedy/Jenks Consultants, Inc. achieved 0 percent MBE, 95.24 percent WBE, 0 percent SBE, 0 percent EBE, 0 percent DVBE and 0 percent OBE.

As of February 6, 2019, achieved subconsultant participation levels are as follows:

Subconsultants	Gender/ Ethnicity	MBE/WBE/SBE/ EBE/DVBE/OBE	(%) of Total Invoiced	(\$) Amount Invoiced to Date
Katz & Associates	F/-	WBE	95.24%	\$20,255.04
Total MBE Participation			0.00%	\$0.00
Total WBE Participation			95.24%	\$20,255.04
Total SBE Participation			0.00%	\$0.00
Total EBE Participation			0.00%	\$0.00
Total DVBE Participation			0.00%	\$0.00
Total OBE Participation			0.00%	\$0.00
Total Subconsultant Participation			95.24%	\$20,255.04
Prime Participation			4.76%	\$1,012.75
Total Invoiced Amount				\$21,267.79

TAF #38: One Water LA - Video for Program Launch

This TAF was awarded with pledged participation levels of 0 percent MBE, 95.24 percent WBE, 0 percent SBE, 0 percent EBE, 0 percent DVBE, and 0 percent OBE. Per the final subcontracting report dated March 7, 2019, Kennedy/Jenks Consultants, Inc. achieved 0

BUREAU OF SANITATION
BUREAU OF CONTRACT ADMINISTRATION
JOINT BOARD REPORT No. 1
JULY 15, 2019

PAGE 118

percent MBE, 95.24 percent WBE, 0 percent SBE, 0 percent EBE, 0 percent DVBE and 0 percent OBE.

As of March 7, 2019, achieved subconsultant participation levels are as follows:

Subconsultants	Gender/ Ethnicity	MBE/WBE/SBE/ EBE/DVBE/OBE	(%) of Total Invoiced	(\$) Amount Invoiced to Date
Katz & Associates	F/-	WBE	95.24%	\$31,488.20
Total MBE Participation			0.00%	\$0.00
Total WBE Participation			95.24%	\$31,488.20
Total SBE Participation			0.00%	\$0.00
Total EBE Participation			0.00%	\$0.00
Total DVBE Participation			0.00%	\$0.00
Total OBE Participation			0.00%	\$0.00
Total Subconsultant Participation			95.24%	\$31,488.20
Prime Participation			4.76%	\$1,574.41
Total Invoiced Amount				\$33,062.61

20. HDR Engineering, Inc. (C-124340)

HDR submitted proposals for eight task orders and was awarded three.

TOS SN-55: Environmental Review and Analysis for the Lopez Canyon Equestrian Trails and Trailhead Project

The information provided below for the TOSes assigned under this contract is pending verification by the Bureau of Contract Administration.

No subconsultants were utilized under this TOS. This TOS was completed in 2017.

TOS SN-57: Analysis of a Proposed Solid Resources Joint Partnership Plan & Related Support

This TOS was awarded with pledged participation levels of 12 percent MBE, 13 percent WBE, 23 percent SBE, 23 percent EBE, 7 percent DVBE, and 13 percent OBE. Per the subcontracting utilization report dated February 15, 2019, HDR achieved 0 percent MBE, 18 percent WBE, 15 percent SBE, 15 percent EBE, 0 percent DVBE and 32 percent OBE.

As of February 15, 2019, the achieved subconsultant participation levels are as follows:

Subconsultants	Gender/ Ethnicity	MBE/WBE/SBE/EB E/DVBE/OBE	(%) of Total Invoiced	(\$) Amount Invoiced to Date
ProjectLine Technical Services	F/APA	MBE/SBE/EBE	0.00%	\$0.00
*Translutions, Inc.	M/SAA	MBE/SBE/EBE	0.00%	\$0.00
*Abbe & Associates LLC	F/C	WBE	3.49%	\$3,011.25
*The Robert Group	F/AA	WBE/SBE/EBE	14.59%	\$12,570.00
The Sanberg Group	F/C	WBE/SBE/EBE/DV BE	0.00%	\$0.00
J.R. Miller & Associates	-	OBE	31.98%	\$27,559.56
Total MBE Participation			0.00%	\$0.00
Total WBE Participation			18.08%	\$15,581.25
Total SBE Participation			14.59%	\$12,570.00
Total EBE Participation			14.59%	\$12,570.00
Total DVBE Participation			0.00%	\$0.00
Total OBE Participation			31.98%	\$27,559.56

Subconsultants	(%) of Total Invoiced	(\$) Amount Invoiced to Date
Total MBE/WBE/SBE/EBE/DVBE/OBE Participation	50.06%	\$43,140.81
Prime Participation	49.94%	\$43,039.19
Total Invoiced to date		\$86,180.00

*These subconsultants were added to the Consultant's approved Schedule A with the proper performance of a MSO.

TOS SN-86: Sewer System Management Plan (SSMP) Five -Year Update

No subconsultants have been utilized under this TOS to date.

21. D R Consultants and Designers, Inc. (DRCD) (C-124341)

DRCD submitted proposals for three task orders but was awarded none because DRCD's proposals did not meet the scope of work described in the task orders. Therefore, subconsultant participation levels are not included. DRCD participated as a subconsultant under other contracts.

22. CDM Smith, Inc. (C-124342)

The information provided below for the TOSes assigned under this contract is pending verification by the Bureau of Contract Administration.

CDM Smith submitted proposals for eleven task orders and was awarded six.

TOS SN-2C: Sewer Planning Support Services

This TOS was awarded with pledged participation levels of 72.48 percent MBE, 20.82 percent WBE, 0 percent SBE, 0 percent EBE, 0 percent DVBE, and 0 percent OBE. Per the final subcontracting report dated April 26, 2019, CDM Smith, Inc. achieved 70.41 percent MBE, 21 percent WBE, 0 percent SBE, 0 percent EBE, 0 percent DVBE and 0 percent OBE.

BUREAU OF SANITATION
BUREAU OF CONTRACT ADMINISTRATION
JOINT BOARD REPORT No. 1
JULY 15, 2019

PAGE 121

As of April 26, 2019, the achieved subconsultant participation levels are as follows:

Subconsultants	Gender/ Ethnicity	MBE/WBE/SBE/ EBE/DVBE/OBE	(%) of Total Invoiced	(\$) Amount Invoiced to Date
E2 Consulting Engineers, Inc.	M/SAA	MBE	66.50%	\$1,675,086.41
ETR Consulting	F/AA	MBE	1.80%	\$45,300.00
EPC Consultants**	M/APA	MBE	2.11%	\$53,227.93
Freeth/Moroz, Inc.*	F/C	WBE	0.16%	\$4,078.55
MARRS Services, Inc.	F/SAA	WBE	20.83%	\$524,764.14
Total MBE Participation			70.41%	\$1,773,614.34
Total WBE Participation			21.00%	\$528,842.69
Total SBE Participation			0.00%	\$0.00
Total EBE Participation			0.00%	\$0.00
Total DVBE Participation			0.00%	\$0.00
Total OBE Participation			0.00%	\$0.00
Total Subconsultant Participation			91.41%	\$2,302,457.03
Prime Participation			8.59%	\$216,415.93
Total Invoiced to Date				\$2,518,872.96

*This subconsultant was added with a proper MSO

**This subconsultant was added with a proper MSO

TOS SN-28: Technical Services Regarding Wastewater Flow Gauging

This TOS was awarded with pledged participation levels of 64.48 percent MBE, 0 percent WBE, 64.50 percent SBE, 0 percent EBE, 0 percent DVBE, and 0 percent OBE. Per the final subcontracting report dated May 1, 2018, CDM Smith, Inc. achieved 61.22 percent MBE, 0 percent WBE, 61.22 percent SBE, 0 percent EBE, 0 percent DVBE and 0 percent OBE.

As of May 1, 2018, the achieved subconsultant participation levels are as follows:

Subconsultants	Gender/ Ethnicity	MBE/WBE/SBE/ EBE/DVBE/OBE	(%) of Total Invoiced	(\$) Amount Invoiced to Date
V&A Consulting Engineers	M/HA	MBE/SBE	61.22%	\$91,203.01
Total MBE Participation			61.22%	\$91,203.01
Total WBE Participation			0.00%	\$0.00
Total SBE Participation			61.22%	\$91,203.01
Total EBE Participation			0.00%	\$0.00
Total DVBE Participation			0.00%	\$0.00
Total OBE Participation			0.00%	\$0.00
Total Subconsultant Participation			61.22%	\$91,203.01
Prime Participation			38.78%	\$57,774.35
Total Invoiced to Date				\$148,977.36

TOS SN-66: Evaluation and Structural Design of CLARTS Facilities

This TOS was awarded with pledged participation levels of 28.77 percent MBE, 32.02 percent WBE, 28.77 percent SBE, 0 percent EBE, 0 percent DVBE, and 0 percent OBE. Per the final subcontracting report dated January 23, 2017, CDM Smith, Inc. achieved 14.54 percent MBE, 29.62 percent WBE, 14.54 percent SBE, 0 percent EBE, 0 percent DVBE and 0 percent OBE.

As of January 23, 2017, the achieved subconsultant participation levels are as follows:

Subconsultants	Gender/ Ethnicity	MBE/WBE/SBE/ EBE/DVBE/OBE	(%) of Total Invoiced	(\$) Amount Invoiced to Date
Bayez and Patel	M/APA	MBE/SBE	15.00%	\$21,817.80
Project Line	F/APA	WBE	30.00%	\$44,434.00
Total MBE Participation			14.54%	\$21,817.80
Total WBE Participation			29.62%	\$44,434.00
Total SBE Participation			14.54%	\$21,817.80
Total EBE Participation			0.00%	\$0.00
Total DVBE Participation			0.00%	\$0.00
Total OBE Participation			0.00%	\$0.00
Total Subconsultant Participation			44.16%	\$66,251.80
Prime Participation			55.84%	\$83,770.91
Total Invoiced to Date				\$150,022.71

TOS SN-71: Structural Condition Assessment of North Outfall Sewer (NOS) Pipes

This TOS was awarded with pledged participation levels of 3.59 percent MBE, 4.19 percent WBE, 4.19 percent SBE, 4.19 percent EBE, 0 percent DVBE, and 46.21 percent OBE. Per the final subcontracting report dated May 1, 2018, CDM Smith, Inc. achieved 0.52 percent MBE, 1.58 percent WBE, 1.58 percent SBE, 1.58 percent EBE, 0 percent DVBE and 54.76 percent OBE.

As of May 1, 2018, the achieved subconsultant participation levels are as follows:

Subconsultants	Gender/ Ethnicity	MBE/WBE/SBE/ BE/DVBE/OBE	(%) of Total Invoiced	(\$) Amount Invoiced to Date
E2 Consulting Engineers, Inc.	M/SAA	MBE	0.52%	\$3,147.54
A Cone Zone	F/C	WBE/SBE/EBE	1.58%	\$9,613.00
Rehabilitation Resource Solutions, Inc.	-	OBE	0.33%	\$2,015.00
Professional Pipe Service (ProPipe)	-	OBE	54.43%	\$330,700.14
Total MBE Participation			0.52%	\$3,147.54
Total WBE Participation			1.58%	\$9,613.00
Total SBE Participation			1.58%	\$9,613.00
Total EBE Participation			1.58%	\$9,613.00
Total DVBE Participation			0.00%	\$0.00
Total OBE Participation			54.76%	\$332,715.14
Total Subconsultant Participation			56.86%	\$345,475.68
Prime Participation			43.14%	\$262,145.52
Total Invoiced to Date				\$607,621.20

TOS SN-82: Development of East West Valley Interceptor Sewer Environmental Impact Report

This TOS was awarded with pledged participation levels of 12.66 percent MBE, 8.68 percent WBE, 43.82 percent SBE, 35.95 percent EBE, 0 percent DVBE, and 0 percent OBE. Per the final subcontracting report dated January 24, 2019, CDM Smith, Inc. achieved 0 percent MBE, 27.82 percent WBE, 61.35 percent SBE, 61.35 percent EBE, 0 percent DVBE and 0 percent OBE.

As of January 24, 2019, the achieved subconsultant participation levels are as follows:

Subconsultants	Gender/ Ethnicity	MBE/WBE/SBE/ EBE/DVBE/OBE	(%) of Total Invoiced	(\$) Amount Invoiced to Date
Acoustics Group, Inc.	M/APA	MBE	0.00%	\$0.00
ArcheoPaleo	F/C	WBE/SBE/EBE	27.82%	\$14,781.00
The Robert Group	F/AA	WBE/SBE/EBE	0.00%	\$0.00
Envicraft	-	SBE/EBE	16.57%	\$8,803.73
iLanco	-	SBE/EBE	1.46%	\$775.00
MBC	-	SBE/EBE	15.50%	\$8,232.00
KOA	-	SBE	0.00%	\$0.00
Total MBE Participation			0.00%	\$0.00
Total WBE Participation			27.82%	\$14,781.00
Total SBE Participation			61.35%	\$32,591.73
Total EBE Participation			61.35%	\$32,591.73
Total DVBE Participation			0.00%	\$0.00
Total OBE Participation			0.00%	\$0.00
Total Subconsultant Participation			61.35%	\$32,591.73

BUREAU OF SANITATION
BUREAU OF CONTRACT ADMINISTRATION
JOINT BOARD REPORT No. 1
JULY 15, 2019

PAGE 126

Subconsultants	(%) of Total Invoiced	(\$) Amount Invoiced to Date
Prime Participation	38.65%	\$20,533.55
Total Invoiced to Date		\$53,125.28

TOS SN-91B: Phase II of the Structural Condition Assessment of the North Outfall Sewer

This TOS was awarded with pledged participation levels of 1.78 percent MBE, 75.44 percent WBE, 5.33 percent SBE, 3.56 percent EBE, 0 percent DVBE, and 0 percent OBE. Per the final subcontracting report dated January 26, 2019, CDM Smith, Inc. achieved 0 percent MBE, WBE, SBE, EBE, DVBE and OBE.

As of January 26, 2019, the achieved subconsultant participation levels are as follows:

Subconsultants	Gender/ Ethnicity	MBE/WBE/SBE/ EBE/DVBE/OBE	(%) of Total Invoiced	(\$) Amount Invoiced to Date
MARRS Services, Inc.	F/SAA	MBE/SBE	0.00%	\$0.00
National Plant Services*	M/C	WBE	0.00%	\$0.00
A Cone Zone	F/C	WBE/SBE/EBE	0.00%	\$0.00
Total MBE Participation			0.00%	\$0.00
Total WBE Participation			0.00%	\$0.00
Total SBE Participation			0.00%	\$0.00
Total EBE Participation			0.00%	\$0.00
Total DVBE Participation			0.00%	\$0.00
Total OBE Participation			0.00%	\$0.00
Total Subconsultant Participation			0.00%	\$0.00
Prime Participation			100.0%	\$16,699.74

BUREAU OF SANITATION
BUREAU OF CONTRACT ADMINISTRATION
JOINT BOARD REPORT No. 1
JULY 15, 2019

PAGE 127

Subconsultants	(\$) Amount Invoiced to Date
Total Invoiced to Date	\$16,699.74

*This subconsultant was added without a proper MSO.

23. Parsons Water & Infrastructure, Inc. (Parsons) (C-124344)

Parsons submitted proposals for five task orders and was awarded one.

TOS SN-48: HWRP Recycle Water Market Rate Study

This TOS was awarded with pledged participation levels of 0 percent MBE, 10.3 percent WBE, 0 percent SBE, 0 percent EBE, 0 percent DVBE, and 45.5 percent OBE. Per the subcontracting utilization report dated November 16, 2016, Parsons achieved 0 percent MBE, 0 percent WBE, 0 percent SBE, 0 percent EBE, 0 percent DVBE and 45.75 percent OBE.

Subconsultants	Gender/ Ethnicity	MBE/WBE/SBE/ EBE/DVBE/OBE	(%) of Total Invoiced	(\$) Amount Invoiced to Date
DDB Engineering, Inc.	F/C	WBE/SBE/EBE	0.00%	\$0.00
Raftelis Financial Consultants, Inc.	-	OBE	45.75%	\$62,718.00
Total MBE Participation			0.00%	\$0.00
Total WBE Participation			0.00%	\$0.00
Total SBE Participation			0.00%	\$0.00
Total EBE Participation			0.00%	\$0.00
Total DVBE Participation			0.00%	\$0.00
Total OBE Participation			45.75%	\$62,718.00
Total Subconsultant Participation			45.75%	\$62,718.00

Subconsultants	(%) of Total Invoiced	(\$) Amount Invoiced to Date
Prime Participation	54.25%	\$74,356.20
Total Invoiced to date		\$137,074.20

Parsons performed the Good Faith Effort to reach out to qualified subconsultants on the Schedule A in order to fulfill the City's anticipated subconsultant participation levels. However, they could not identify MBE and DVBE subconsultants, who have knowledge, experience, and capability to conduct the engineering and economic studies described in the Task Order.

24. Geosyntec (C-124345)

The information provided below for the TOSes assigned under this contract is pending verification by the Bureau of Contract Administration.

Geosyntec submitted proposals for seven task orders and was awarded five.

TOS SN-22: Development of Concept Reports of Enhanced Watershed Management Programs (EWMPs)

No subconsultants were utilized under this TOS. This TOS was completed in 2015.

TOS SN-41: University Park Rain Gardens Pilot Study

This TOS was awarded with pledged participation levels of 51.96 percent MBE, 1.96 percent WBE, 51.96 percent SBE, 51.96 percent EBE, 0 percent DVBE, and 4.61 percent OBE. On August 30, 2017, the Board approved Amendment No. 1 to TOS SN-41 for extension of the term of engagement with no change to the budget authority. For Amendment No. 1, Geosyntec pledged 58.46 percent MBE, 3.92 percent WBE, 58.46 percent SBE, 58.46 percent EBE, 0 percent DVBE and 0 percent OBE. Per the final subcontracting report dated June 5, 2019 (for work completed during the TOS term), Geosyntec achieved 55.35 percent MBE, 3.92 percent WBE, 46.55 percent SBE, 46.55 percent EBE, 0 percent DVBE and 0 percent OBE.

Per the final subcontracting report dated June 5, 2019, the achieved subconsultant participation levels are as follows:

BUREAU OF SANITATION
BUREAU OF CONTRACT ADMINISTRATION
JOINT BOARD REPORT No. 1
JULY 15, 2019

PAGE 129

Subconsultants	Gender/ Ethnicity	MBE/WBE/SBE/ EBE/DVBE/OBE	(%) of Total Invoiced	(\$) Amount Invoiced to Date
La Loma Development Company*	M/HA	MBE	45.91%	\$234,146.50
La Loma Development Company*	-	SBE/EBE	37.11%	\$189,259.00
California Watershed Engineering Corp. (CWE)	M/SAA	MBE/SBE/EBE	9.44%	\$48,160.00
Melinda Taylor & Associates*	F/C	WBE	3.92%	\$20,000.00
University of Southern California*	-	OBE	0.00%	\$0.00
Total MBE Participation			55.35%	\$282,306.50
Total WBE Participation			3.92%	\$20,000.00
Total SBE Participation			46.55%	\$237,419.00
Total EBE Participation			46.55%	\$237,419.00
Total DVBE Participation			0.00%	\$0.00
Total OBE Participation			0.00%	\$0.00
Total Subconsultant Participation			96.39%	\$491,565.50
Prime Participation			3.61%	\$18,434.50
Total Invoiced to Date				\$510,000.00

*These subconsultants were added to the Consultant's approved Schedule A with the proper performance of a MSO.

TOS SN-47: Specialized and Expert Services for the Public Right-of-Way Stormwater Low Impact Development

This TOS was awarded with pledged participation levels of 13.80 percent MBE, 4.38 percent WBE, 8.32 percent SBE, 18.18 percent EBE, 0 percent DVBE, and 16.02 percent OBE. Amendment No. 1 to the TOS was executed on September 27, 2017 to extend the term of engagement with no increase to the contract amount. With Amendment No. 1, there was no change to the subconsultant participation levels. Per the latest subconsulting report dated August 26, 2018, Geosyntec achieved 8.40 percent MBE, 4.36 percent WBE, 12.77 percent SBE, 6.27 percent EBE, 0 percent DVBE, and 6.11 percent OBE. This TOS is still active and will continue after Board adoption of the renewal option.

Per the latest subconsulting report dated August 26, 2018, the achieved subconsultant participation levels were as follows:

Subconsultants	Gender/ Ethnicity	MBE/WBE/SBE/ EBE/DVBE/OBE	(%) of Total Invoiced	(\$) Amount Invoiced to Date
Calvin R. Abe & Associates, Inc. dba AHBE Landscape Architects**	M/APA	MBE/SBE	5.23%	\$27,547.61
Calvin R. Abe & Associates, Inc. dba AHBE Landscape Architects*	-	EBE	0.00%	\$0.00
California Watershed Engineering Corp. (CWE)	M/SAA	MBE/SBE	3.18%	\$16,740.31
California Watershed Engineering Corp. (CWE)	-	EBE	1.91%	\$10,039.73
The Morcos Group*	F/C	WBE/SBE/EBE	4.36%	\$22,997.04
Brown & Caldwell*	-	OBE	4.32%	\$22,780.24
DakeLuna (formerly GDML)	-	OBE	0.00%	\$0.00
Michael Baker, International*	-	OBE	0.88%	\$4,619.18

BUREAU OF SANITATION
BUREAU OF CONTRACT ADMINISTRATION
JOINT BOARD REPORT No. 1
JULY 15, 2019

PAGE 131

Subconsultants	Gender/ Ethnicity	MBE/WBE/SBE/ EBE/DVBE/OBE	(%) of Total Invoiced	(\$) Amount Invoiced to Date
Kindel Gagan*	-	OBE	0.91%	\$4,812.50
Total MBE Participation			8.40%	\$44,287.92
Total WBE Participation			4.36%	\$22,997.04
Total SBE Participation			12.77%	\$67,284.96
Total EBE Participation			6.27%	\$33,036.77
Total DVBE Participation			0.00%	\$0.00
Total OBE Participation			6.11%	\$32,211.92
Total Subconsultant Participation			18.88%	\$99,496.88
Prime Participation			81.12 %	\$427,430.70
Total Invoiced to Date				\$526,927.58

*These subconsultants were added to the Consultant's approved Schedule A with the proper performance of a MSO.

** This subconsultant was added without a proper MSO.

DakeLuna (formerly GDML) may be utilized in a later phase of the project should the need arise.
TOS SN-72: Specialized and Expert Services for San Fernando Valley Green Street Network Evaluation: Van Nuys Blvd. Green Street

This TOS was awarded with pledged participation levels of 19.6 percent MBE, 5.7 percent WBE, 26.3 percent SBE, 26.3 percent EBE 3.1 percent DVBE, and 45.5 percent OBE. Per the latest subconsultant report dated March 24, 2019, Geosyntec achieved 35.71 percent MBE, 0.47 percent WBE, 3.66 percent SBE, 3.66 percent EBE, 0.76 percent DVBE, and 22.68 percent OBE. This TOS is still active and will continue after the Board adoption of the renewal option. Subconsultant utilization will increase as the project progresses.

Per the latest subconsulting report dated March 24, 2019, the achieved subconsultant participation levels were as follows:

BUREAU OF SANITATION
BUREAU OF CONTRACT ADMINISTRATION
JOINT BOARD REPORT No. 1
JULY 15, 2019

PAGE 132

Subconsultants	Gender/ Ethnicity	MBE/WBE/SBE/ EBE/DVBE/OBE	(%) of Total Invoiced	(\$) Amount Invoiced to Date
California Watershed Engineering (CWE)	M/SAA	MBE/SBE/EBE	0.85%	\$25,196.14
El Camino Construction & Engineering*	M/HA	MBE	33.85%	\$998,908.21
Far East Landscape and Maintenance*	M/APA	MBE/SBE/EBE	0.98%	\$29,030.00
LIN Consulting, Inc.*	M/APA	MBE/SBE/EBE	0.02%	\$623.84
Ninyo & Moore*	M/HA	MBE	0.00%	\$0.00
A Cone Zone*	F/C	WBE/SBE/EBE	0.47%	\$13,787.81
R. Dugan Construction, Inc.*	F/C	WBE/SBE/EBE	0.00%	\$0.00
Wagner Engineering & Survey*	F/C	WBE/SBE/EBE	0.00%	\$0.00
DakeLuna	--	SBE/EBE	0.57%	\$16,875.00
The Creager Corporation*	--	DVBE/SBE/EBE	0.76%	\$22,503.50
Arcadis US, Inc.*	--	OBE	0.00%	\$0.00
Engineering Management Group*	--	OBE	0.00%	\$0.00
Kehoe Testing*	--	OBE	0.11%	\$3,180.00
LA Engineering*	--	OBE	0.00%	\$0.00
Pacoima Beautiful*	--	OBE	0.38%	\$11,121.99
Torrent Resources*	--	OBE	22.18%	\$654,390.00
Wallace Laboratories*	--	OBE	0.01%	\$380.00

Subconsultants	(%) of Total Invoiced	(\$) Amount Invoiced to Date
Total MBE Participation	35.71%	\$1,053,758.19
Total WBE Participation	0.47%	\$13,787.81
Total SBE Participation	3.66%	\$108,016.29
Total EBE Participation	3.66%	\$108,016.29
Total DVBE Participation	0.76%	\$22,503.50
Total OBE Participation	22.68%	\$669,071.99
Total Subconsultant Participation	60.19%	\$1,775,996.49
Prime Participation	39.81%	\$1,174,601.13
Total Invoiced to Date		\$2,950,597.62

*These subconsultants were added to the Consultant's approved Schedule A with the proper performance of a MSO.

Subconsultants noted with 0 percent participation were added by Geosyntec as potential and back-up subconsultants at the start of the project in anticipation of various project needs. Unfortunately as the projects were better defined, services from these subconsultants were either not needed or the subconsultants were unable to provide the services meeting the project scope, budget or schedule requirements.

TOS SN-73: Optimization of Eight Proposition O Projects

This TOS was awarded with pledged participation levels of 23.48 percent MBE, 6.50 percent WBE, 27.47 percent SBE, 7.46 percent EBE, 4.87 percent DVBE, and 10.95 percent OBE. Per the latest subconsulting utilization profile dated March 24, 2019, Geosyntec achieved 22.11 percent MBE, 1.33 percent WBE, 23.44 percent SBE, 1.33 percent EBE, 0 percent DVBE, and 4.99 percent OBE.

Per the latest subconsulting utilization profile dated March 24, 2019, the achieved subconsultant participation levels were as follows:

BUREAU OF SANITATION
BUREAU OF CONTRACT ADMINISTRATION
JOINT BOARD REPORT No. 1
JULY 15, 2019

PAGE 134

Subconsultants	Gender/ Ethnicity	MBE/WBE/SBE/E BE/DVBE/OBE	(%) of Total Invoiced	(\$) Amount Invoiced to Date
Calvin R. Abe & Associates, Inc. dba AHBE Landscape Architects, Inc.	M/APA	MBE/SBE	0.61%	\$2,213.47
California Watershed Engineering Corp. (CWE)	M/SAA	MBE/SBE	21.50%	\$78,034.32
DDB Engineering, Inc.	F/C	WBE/SBE/EBE	0.00%	\$0.00
M2 Resource Consulting*	F/C	WBE/SBE/EBE	1.33%	\$4,844.00
The Creager Corporation	-	DVBE/SBE/EBE	0.00%	\$0.00
Carollo Engineers, Inc.	-	OBE	2.25%	\$8,180.80
CH2M*	-	OBE	0.00%	\$0.00
Hazen & Sawyer	-	OBE	2.74%	\$9,947.37
Total MBE Participation			22.11%	\$80,247.79
Total WBE Participation			1.33%	\$4,844.00
Total SBE Participation			23.44%	\$85,091.79
Total EBE Participation			1.33%	\$4,844.00
Total DVBE Participation			0.00%	\$0.00
Total OBE Participation			4.99%	\$18,128.17
Total Subconsultant Participation			28.44%	\$103,219.96
Prime Participation			71.56%	\$259,754.25
Total Invoiced to Date				\$362,974.21

*These subconsultants were added to the Consultant's approved Schedule A with the proper performance of a MSO.

25. Stantec (C-124346)

The information provided below for the TOSes assigned under this contract is pending verification by the Bureau of Contract Administration.

Stantec submitted proposals for nine task orders and was awarded five.

TOS SN-13: Engineering Services for InfoMaster Sewer Planning Tool

No subconsultants were utilized under this TOS. This TOS was completed in 2016.

TOS SN-36: Hyperion Regional Water Reuse Alignment Study Phase II

The NTP for this TOS was executed on October 2, 2015 with pledged participation levels of 9.52 percent MBE, 0 percent WBE, 0 percent SBE, 0 percent EBE, 0 percent DVBE, and 15.24 percent OBE. Subsequently on December 1, 2015, the TOS was amendment (Amendment No. 1) to increase the cost ceiling from \$105,002.00 to \$145,000.00. For Amendment No. 1, Stantec pledged 6.90 percent MBE, 0 percent WBE, 0 percent SBE, 0 percent EBE, 0 percent DVBE, and 46.90 percent OBE. Per the final subcontracting report dated September 22, 2016, Stantec achieved 1.11 percent MBE, 0 percent WBE, 0 percent SBE, 0 percent EBE, 0 percent DVBE, and 49.95 percent OBE.

Per the final subcontracting report dated September 22, 2016, the final achieved subconsultant participation levels were as follows:

Subconsultants	Gender/ Ethnicity	MBE/WBE/SBE/ EBE/DVBE/OBE	(%) of Total Invoiced	(\$) Amount Invoiced to Date
Cordoba Corporation	M/HA	MBE	1.11%	\$1,499.95
Black & Veatch*	-	OBE	17.66%	\$23,800.00
Carollo Engineers Inc.**	-	OBE	11.87%	\$16,000.00
James F. Stahl*	-	OBE	20.42%	\$27,526.22
Total MBE Participation			1.11%	\$1,499.95

BUREAU OF SANITATION
BUREAU OF CONTRACT ADMINISTRATION
JOINT BOARD REPORT No. 1
JULY 15, 2019

PAGE 136

Subconsultants	(%) of Total Invoiced	(\$) Amount Invoiced to Date
Total WBE Participation	0.00%	\$0.00
Total SBE Participation	0.00%	\$0.00
Total EBE Participation	0.00%	\$0.00
Total DVBE Participation	0.00%	\$0.00
Total OBE Participation	49.95%	\$67,326.22
Total Subconsultant Participation	51.06%	\$68,826.17
Prime Participation	48.94%	\$65,970.67
Total Invoiced to Date		\$134,796.84

*These subconsultants were added to the Consultant's approved Schedule A with the proper performance of a MSO.

**The MSO for this subconsultant was approved by CCU after the addition of the subconsultant to the Schedule B.

TOS SN-87: Brownfields Program Support Services

The NTP for this TOS was executed on December 18, 2017 with pledged participation levels of 0 percent MBE, 5.34 percent WBE, 5.34 percent SBE, 5.34 percent EBE, 0 percent DVBE, and 0 percent OBE. As of March 7, 2019, Stantec has not utilized any of the subconsultants. The TAF is in the process of an amendment to include additional subconsultants for new scope of work.

TOS SN-89B: Sewer Advanced Planning Support Services (GIS and Technical Support Services)

The NPT for this TOS was awarded with pledged participation levels of 17.82 percent MBE, 71.85 percent WBE, 71.85 percent SBE, 57.12 percent EBE, 0 percent DVBE, and 5.28 percent OBE. As of May 24, 2019 (for services performed in March), Stantec achieved 22.38 percent MBE, 69.34 percent WBE, 69.34 percent SBE, 52.01 percent EBE, 0 percent DVBE, and 3.57 percent OBE. This TOS is still active and will continue after Board adoption of the renewal option.

BUREAU OF SANITATION
BUREAU OF CONTRACT ADMINISTRATION
JOINT BOARD REPORT No. 1
JULY 15, 2019

PAGE 137

As of May 24, 2019 (for March services), the achieved subconsultant participation levels are as follows:

Subconsultants	Gender/ Ethnicity	MBE/WBE/SBE/ EBE/DVBE/OBE	(%) of Total Invoiced	(\$) Amount Invoiced to Date
Project Partners	M/APA	MBE	22.38%	\$61,101.04
MARRS	F/SAA	WBE/SBE	17.24%	\$47,083.01
PMCS Group, Inc.*	F/C	WBE/SBE/EBE	52.10%	\$142,235.03
BluEvolution*	-	OBE	3.57%	\$9,750.00
Total MBE Participation			22.38%	\$61,101.04
Total WBE Participation			69.34%	\$189,318.04
Total SBE Participation			69.34%	\$189,318.04
Total EBE Participation			52.01%	\$142,235.03
Total DVBE Participation			0.00%	\$0.00
Total OBE Participation			3.57%	\$9,750.00
Total Subconsultant Participation			95.29%	\$260,169.08
Prime Participation			4.17%	\$12,859.09
Total Invoiced to Date				\$273,028.17

*These subconsultants were added to the Consultant's approved Schedule A with the proper performance of a MSO.

TOS SN-92: Gauging Data Quality Assurance and Quality Control

The NTP for this TOS was awarded with pledged participation levels of 0 percent MBE, 0 percent WBE, 0 percent SBE, 0 percent EBE, 0 percent DVBE, and 67.43 percent OBE. As of December 9, 2018, Stantec achieved 0 percent MBE, 0 percent WBE, 0 percent SBE, 0 percent EBE, 0 percent DVBE, and 74.27 percent OBE. This TOS is still active and will continue after Board adoption of the renewal option.

BUREAU OF SANITATION
BUREAU OF CONTRACT ADMINISTRATION
JOINT BOARD REPORT No. 1
JULY 15, 2019

PAGE 138

As of December 9, 2018, the achieved subconsultant participation levels are as follows:

Subconsultants	Gender/ Ethnicity	MBE/WBE/SBE/ BE/DVBE/OBE	(%) of Total Invoiced	(\$) Amount Invoiced to Date
H2Ometrics*	-	OBE	74.27%	\$82,865.39
Total MBE Participation			0.00%	\$0.00
Total WBE Participation			0.00%	\$0.00
Total SBE Participation			0.00%	\$0.00
Total EBE Participation			0.00%	\$0.00
Total DVBE Participation			0.00%	\$0.00
Total OBE Participation			74.27%	\$82,865.39
Total Subconsultant Participation			74.27%	\$82,865.39
Prime Participation			25.73%	\$28,712.18
Total Invoiced to Date				\$111,577.57

*This subconsultant was added to the Consultant's approved Schedule A with the proper performance of a MSO.

Local Business Preference (LBP) Program

The LBP Program, which was established by Ordinance No. 181910, did not have any bearing on who was selected for the on-call list since all 25 proposers that responded to the RFQ were selected. However, only nine consultants are qualified for the LBP Program. Table 22 shows the qualified consultants for the LBP Program.

No.	Consultants
1	AECOM
2	ARCADIS
3	Black & Veatch Corporation
4	CDM Smith, Inc.
5	HDR Engineering, Inc.
6	Parsons
7	Psomas
8	Stantec
9	URS

Other City Requirements

All 24 Consultants shall continue to comply with all of the City's requirements including:

- Nondiscrimination/Equal Employment Practices/Affirmative Action
- Living Wage and Worker Retention Ordinances
- Americans with Disabilities Act
- Insurance Requirements
- Child Support Obligation Ordinance
- City Business Tax Registration Certificate
- Equal Benefits Ordinance
- Slavery Disclosure Ordinance
- Non-collusion Affidavit
- City of Los Angeles Contract History
- Los Angeles Residence Information
- First Source Hiring Ordinance
- Municipal Lobbying Ordinance
- Contract Bidder Campaign Contribution and Fundraising Restrictions
- Contractor's Use of Criminal History for Consideration of Employment Applications
- Disclosure of Contracts and Sponsorship of the National Rifle Association Ordinance

Disclosure of Border Wall Contracting Ordinance

Contractors shall comply with Los Angeles Administrative Code Section 10.50 *et. seq.*, "Disclosure of Border Wall Contracting." City may terminate these Contracts at any time if City determines that Contractors failed to fully and accurately complete the required affidavits and

disclose all Border Wall Bids and Border Wall Contracts, as defined in LAAC Section 10.50.1.

Notification of Intent to Contract

The required Notifications of Intent to Contract were filed with the City Administrative Office (CAO) Clearinghouse on September 18, 2012.

Charter Section 1022

On August 3, 2011, the CAO determined and concluded that there was insufficient existing City staff to perform these services and that contracting was in the best interest of the City.

Contractor Performance Evaluation

In accordance with Article 13, Chapter 1, Division 10 of the City of Los Angeles Administrative Code (L.A.A.C.), the appropriate City personnel responsible for the quality control of these personal services contracts shall submit Contractor Performance Evaluation Reports to the Department of Public Works, Bureau of Contract Administration, Special Research & Investigation Section upon completion of the contracts.

Contract Responsibility Ordinance

All consultants participating in this project are subject to compliance with the requirements specified in the City of Los Angeles' Contractor Responsibility Ordinance No. 173677, [Article 14, Chapter 1, Division 10, L.A.A.C.]. Failure to comply with all requirements specified in the Ordinance will render that consultant's contract subject to termination pursuant to the conditions expressed therein.

Contract Administration

Responsibility for administration of the contracts will be with LASAN.

Headquarters and Work Force Information

The following are headquarters and work force information of the 24 Consultants:

BUREAU OF SANITATION
BUREAU OF CONTRACT ADMINISTRATION
JOINT BOARD REPORT No. 1
JULY 15, 2019

PAGE 141

Table 24: Headquarters and Work Force Information of the 24 Consultants

No.	Consultants	Address	Total # of Employees	# of Employees Residing in LA	% of Employees Residing in LA
1	Hazen and Sawyer, P.C.	1150 S. Olive Street, Suite 475 Los Angeles, CA 90015	942	15	1.59
2	Black & Veatch Corporation	11401 Lamar Ave. Overland Park, KS 66211	9,457	2	0.02
3	Carollo	2700 Ygnacio Valley Road, Suite 300 Walnut Creek, CA 94598	970	4	0.41
4	Atkins	4030 W. Boy Scout Blvd., Suite 700 Tampa, FL 33607	2,442	2	0.08
5	Brown and Caldwell, Inc.	1000 Wilshire Blvd., Suite 1690 Los Angeles, CA 90017	1,516	5	0.33
6	AECOM	515 S. Flower Street, 3 rd Floor Los Angeles, CA 90071	21,788	710	3.26
7	AKM	553 Wald Irvine, CA 92618	25	0	0.00
8	TRC Solutions	21 Griffin Road North Windsor, CT 06095	4,389	8	0.18
9	Tetra Tech, Inc.	350 South Grand Ave., Suite 3310 Los Angeles, CA 90071	13,991	50	0.36
10	MARRS	340 E. Commonwealth Ave. Fullerton, CA 92832	61	10	16.39
11	ARCADIS	630 Plaza Drive, Suite 100 Highlands Ranch, CO 80129	4,772	26	0.54
12	LWA	1480 Drew Avenue, Suite 100 Davis, CA 95618	50	5	10.00
13	RMC Water and Environment	41 Hutchins Drive Portland, ME 04102	1,000	5	0.50
14	Parsons Brinckerhoff	444 S. Flower Street, Suite 800 Los Angeles, CA 90071	6,820	24	0.35
15	APTIM	18100 Von Karman, Suite 450, Irvine, CA 92612	8,000	11	0.14
16	Psomas	555 S. Flower Street, Suite 4300 Los Angeles, CA 90071	540	70	12.96
17	Kennedy/Jenks	303 Second Street, Suite 300 South San Francisco, CA 94017	452	1	0.22

BUREAU OF SANITATION
BUREAU OF CONTRACT ADMINISTRATION
JOINT BOARD REPORT No. 1
JULY 15, 2019

PAGE 142

No.	Consultants	Address	Total # of Employees	# of Employees Residing in LA	% of Employees Residing in LA
18	HDR	3230 El Camino Real, Suite 200 Irvine, CA 92602	9,788	26	0.27
19	D R Consultants and Designers, Inc. (DRCD)	400 South Hope Street, Suite 1100 Los Angeles, CA 90071	36	13	36.11
20	CDM Smith, Inc.	600 Wilshire Blvd., Suite 750 Los Angeles, CA 90017	5,055	34	0.67
21	CH2M	9191 South Jamaica Street Englewood, CO 80112	19,429	18	0.09
22	Parsons	100 West Walnut Street Pasadena, CA 91124	7,905	65	0.82
23	GeoSyntec	900 Broken Sound Parkway NW, Suite 200 Boca Raton, FL 33487	1,300	10	0.77
24	Stantec	300 N. Lake Ave., Suite 400 Pasadena, CA 91101	1,663	20	1.20

PROGRAM REVIEW BY DIRECTOR (PRD) / PROGRAM REVIEW COMMITTEE (PRC)
APPROVAL

Prior to issuing, all task orders are reviewed and approved by the Director of LASAN through either the PRC or PRD process.

STATUS OF FINANCING

Exercising the 5-year renewal is for a time extension only. Funds and appropriations for each TOS are determined and verified at the time the TOS is executed. Funds and appropriations for future fiscal years are not yet identified and existing appropriations may change based on available cash balances. Therefore, funds and appropriations, once determined by the Director of LASAN or designee, will be reviewed and certified by the Director of the Office of Accounting or designee, as to the status and availability of funding in the awarding board report for TOS greater than \$150,000.

Notwithstanding any other provisions of the Contracts, including any exhibits or attachments incorporated therein, and in order for the City to comply with its governing legal requirements, the City shall have no obligation to make any payments to the Contractors unless the City shall have first make an appropriation of funds equal to or in excess of its obligation to make any

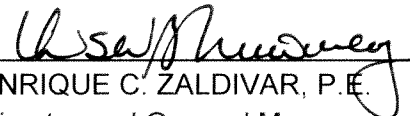
BUREAU OF SANITATION
BUREAU OF CONTRACT ADMINISTRATION
JOINT BOARD REPORT No. 1
JULY 15, 2019

PAGE 14 3


payments as provided in the Contracts.

The Contractor agrees that any services provided by the Contractor, purchases made by the Contractor or expenses incurred by the Contractor in excess of the appropriation(s) shall be free and without charge to the City and The City shall have no obligation to pay for the services, purchases or expenses. The Contractors shall have no obligation to provide any services, any equipment, or incur any expenses in excess of the appropriation, amount(s) until the City, appropriates additional funds for the Contracts.

Respectfully Submitted,



for ENRIQUE C. ZALDIVAR, P.E.
Director and General Manager
Bureau of Sanitation

COMPLIANCE REVIEW PERFORMED
AND APPROVED BY:


HANNAH CHOI, Assistant Director
Bureau of Contract Administration


JOHN L. REAMER JR., Director
Bureau of Contract Administration

REVIEWED AND APPROVED BY:


LISA B. MOWERY, Chief Financial Officer
Bureau of Sanitation
Date: 7/8/19

Prepared by:
Thu-Van Ho, WESD
(323) 342-6229

DEPARTMENT OF PUBLIC WORKS

BUREAU OF SANITATION
BUREAU OF CONTRACT ADMINISTRATION
JOINT BOARD REPORT NO. 1
MARCH 13, 2024

ADOPTED BY THE BOARD
PUBLIC WORKS OF THE CITY
of Los Angeles California

MAR 13 2024
AND REFERRED TO THE MAYOR


Executive Officer
Board of Public Works

CD: ALL

AND REFERRED TO THE CITY COUNCIL

AUTHORITY TO AWARD AND EXECUTE PERSONAL SERVICES CONTRACTS WITH PRE-QUALIFIED ON-CALL CONSULTANTS FOR LA SANITATION'S CLEAN WATER, ENVIRONMENTAL QUALITY, SOLID RESOURCES AND WATERSHED PROTECTION PROGRAMS. (W.O. #SWPQCCMT)

RECOMMENDATIONS

1. Approve and forward this report with transmittals to the Mayor and City Council (Council) with the request that the Board of Public Works (Board) be authorized to execute Personal Services Contracts with 31 Pre-Qualified On-Call Consultants for planning and technical support services.
2. Upon the Mayor's and Council's authorization, the President or two (2) members of the Board will execute these contracts.

TRANSMITTALS

1. Copy of the adopted LASAN and Bureau of Contract Administration Joint Board Report No. 1 (Transmittal 1), dated October 7, 2022, authorizing LASAN to distribute a Request for Qualifications (RFQ), to interview, select and negotiate with the most qualified proposer, and to return to the Board for authority to award and execute any contract(s) to perform the work.
2. Copy of email from Catalyst Environmental Solutions to LASAN dated March 8, 2023
3. Copy of email from LASAN to Catalyst dated August 18, 2023
4. Copy of letter from Catalyst to LASAN, dated August 28, 2023
5. Master copy of the proposed contracts between the City of Los Angeles and the selected consultant firms

FISCAL IMPACT STATEMENT

Funding will be provided on a project-by-project/Task Order Solicitation (TOS) basis from various funds, including potentially the General Fund, subject to their availability, which will be verified at that time.

PAGE 2

DISCUSSION

Background

The City of Los Angeles, Department of Public Works, LA Sanitation and Environment (LASAN) owns and operates four (4) Water Reclamation Plants, over 44 Clean Water Conveyance facilities, several Solids Resources facilities, and various Watershed Protection facilities. These facilities require specialized technical services support for LA Sanitation and Environment's Clean Water, Environmental Quality, Solid Resources and Watershed Protection Programs.

LASAN is facing a number of regulatory challenges and new mandates that require quick responses and specialized analysis. These demands directly impact LASAN's day-to-day operations and create temporary increases/peaks in workload that cannot be fully absorbed by the existing staff. To be responsive to these requirements and mandates, LASAN must utilize all available resources. LASAN always utilizes in-house staff when the workload can be accommodated without negatively impacting customer service, but in some instances, the work needed is very limited in duration, requires a quick turnaround, and calls for specialized expertise that goes beyond the abilities of in-house staff, or requires input from industry experts who have experience with similar regulatory and program challenges. In these instances, LASAN needs the ability to quickly obtain consultant assistance.

On August 4, 2014, the Board executed contracts with 25 consultants to provide these planning and technical support services for LASAN's various programs for a five-year term, with an optional five-year renewal. The Board approved the renewal in July 2019. Accordingly, these existing contracts will expire on July 22, 2024.

The RFQ Process

On October 7, 2022, the Board authorized LASAN to distribute a new Request for Qualifications (RFQ) to provide these planning and technical consulting services and negotiate a personal services contract with each of the selected firms (Transmittal 1). The new on-call consulting contracts resulting from the RFQ cover the services necessary to support LASAN's various programs on an emergency or as-needed basis.

On the RFQ submittal deadline, LASAN received a total of thirty-two (32) proposals. All proposals were reviewed by the Bureau of Contract Administration (BCA) for evaluation of the Business Inclusion Program (BIP) outreach requirement. BCA deemed all of the proposers responsive to the City's BIP outreach requirement, with the exception of Catalyst Environmental Solutions.

Catalyst Environmental Solutions' (Catalyst) proposal was deemed non-responsive due to a failure to comply with BIP Indicator No. 6 - Negotiate in Good Faith. There are five (5) firms listed within Catalyst's proposal that were not listed on their Schedule A - List of Potential Subconsultants, or on their online BIP Summary Sheet, being Carollo Engineers, Inc., Mott MacDonald, Michael Baker International, Inc., Katz & Associates, and Environmental Science Associates. Catalyst provided a Letter of Intent for Fluidon US Inc.; however, Fluidon was not listed on Catalyst's Schedule A or their BIP Summary Sheet, while Kinetic Environmental, Inc., who did not respond to Catalyst's BIP outreach, was listed on their Schedule A.

BUREAU OF SANITATION
BUREAU OF CONTRACT ADMINISTRATION
JOINT BOARD REPORT NO. 1
MARCH 13, 2024

PAGE 3

Staff initially discussed these issues with Catalyst via email on March 6, 2023 with Catalyst responding on March 8, 2023 (Transmittal No. 2). Staff then discussed Catalyst's response with BCA. After conferral, staff notified Catalyst on August 18, 2023 (Transmittal No. 3) that it would be LASAN's recommendation that Catalyst be deemed non-responsive; Staff then discussed this further with Catalyst via video call on August 23, 2023. During discussions, Catalyst indicated this was their first time competing as a Prime Contractor bidder and performing the BIP Outreach, and displayed a misunderstanding with respect to the BIP Outreach requirements, mistakenly believing that the Schedule A and Summary Sheet listing requirements pertained only to MBE, WBE, and/or SBE-certified subcontractors. Catalyst provided a formal response on August 28, 2023 (Transmittal No. 4), however, in spite of Catalyst's inexperience as a Prime bidder and misunderstanding of the BIP requirements, LASAN's recommendation remains that Catalyst be deemed non-responsive for failing to meet the requirements of BIP Indicator No. 6. BCA concurs with this recommendation.

Evaluation Process

The evaluation and scoring of the technical proposals for specialized planning and technical services were completed by an evaluation panel consisting of five (5) LASAN engineering, information technology, and administrative staff who evaluated the proposals based on the following selection criteria:

- | | |
|---|-----|
| • Consultant's Qualifications, Experience and Expertise | 20% |
| • Personnel Qualifications, Experience and Expertise | 20% |
| • Technical Approach | 20% |
| • Project Management Approach | 20% |
| • Compensation | 20% |

(Continued on next page)

BUREAU OF SANITATION
BUREAU OF CONTRACT ADMINISTRATION
JOINT BOARD REPORT NO. 1
MARCH 13, 2024

PAGE 4

Table 1 shows scores for each proposer that was evaluated.

	Proposer	Score
1	Parsons Transportation Group, Inc.	108
2	TRC Solutions, Inc.	108
3	Psomas	105
4	MARRS Services, Inc.	104
5	AECOM Technical Services, Inc.	103
6	ARCADIS U.S., Inc.	103
7	Cordoba Corporation	102
8	Kleinfelder, Inc.	101
9	WSP USA, Inc.	101
10	Atkins North America, Inc.	100
11	Brown and Caldwell, Inc.	100
12	Carollo Engineers, Inc.	100
13	D R Consultants and Designers, Inc.	100
14	Hazen and Sawyer	100
15	HDR Engineering, Inc.	100
16	Jacobs (CH2M HILL Engineers, Inc.)	100
17	Michael Baker International, Inc.	100
18	Larry Walker Associates Inc.	99
19	Tetra Tech, Inc.	99
20	CWE dba California Watershed Engineering Corp.	98
21	Paradigm Environmental	98
22	Geosyntec Consultants, Inc.	97
23	Catalyst Environmental Solutions	96
24	FMF Pandion	96
25	CDM Smith, Inc.	95
26	GHD Inc.	95
27	Stantec Consulting Services, Inc.	95
28	Woodard & Curran, Inc.	95
29	APTIM Environmental & Infrastructure, LLC	91
30	Burns & McDonnell	88
31	enfoTech & Consulting Inc. (Engineering)	87
32	ALISTO Engineering Group Inc.	78

Local Business Preference (LBP) Program

All Proposers were eligible to participate in the LBP Program by qualifying as a Local Business Enterprise (LBE). The City granted eight percent (8%) of the total possible evaluation points added to the evaluation score to those Proposers who were certified as an LBE firm at time of bid. If the LBE was also a Local Small Business (LSB) and/or Local Transitional Employer (LTE), they were granted an additional two (2) percent of the total possible evaluation points added to their evaluation score for each of those certifications, up to a total of twelve percent. The preference allowed by the Program for the utilization of certified LBE, LSB, and/or LTE subconsultants was not applied during the evaluation process because specific SUBCONSULTANT utilization could not be pledged at the time of the RFQ submission.

The Local Business Preference Program (LBPP), established by Ordinance No. 181910 and amended by Ordinance No. 187121, did not have any bearing on the evaluations due to the recommendation to award to all responsive Proposers. However, staff confirmed that the following respondents qualified for the LBPP in accordance with the RFQ requirements:

1	AECOM Technical Services, Inc.
2	ARCADIS U.S., Inc.
3	Cordoba Corporation
4	Kleinfelder, Inc.
5	MARRS Services, Inc.
6	Parsons Transportation Group, Inc.
7	Psomas
8	Tetra Tech, Inc.
9	TRC Solutions, Inc.
10	WSP USA, Inc.

Proposed Term of the Agreement

The contract term will be for five (5) years, with one (1) 5-year renewal option(s) to be exercised at the City's sole discretion.

Business Inclusion Program

At the time of distribution of the RFQ for these services, the City established anticipated participation levels for this contract of 18% MBE, 4% WBE, 25% SBE, 8% EBE and 3% DVBE. The following tables reflect the lists of potential subconsultants which may be utilized on Task Orders issued under the proposed contracts:

Gender/Ethnicity Codes:

AA = African American
SAA = Subcontinent Asian American
C = Caucasian
M = Male

HA = Hispanic American
APA = Asian Pacific American
NA = Native American
F = Female

BUREAU OF SANITATION
BUREAU OF CONTRACT ADMINISTRATION
JOINT BOARD REPORT NO. 1
MARCH 13, 2024

PAGE 6

AECOM Technical Services, Inc. (OBE)		
Potential Subconsultants	Gender/ Ethnicity	MBE/WBE/SBE/ EBE/DVBE/OBE
Advanced Technology Laboratories (ATL)	M/HA	MBE, SBE, EBE
AESCO, Inc.	-	OBE
American Environmental Testing Laboratory, LLC	-	SBE, EBE
American Scientific Laboratories, LLC	-	SBE, EBE
Arcadis U.S., Inc.	-	OBE
Beyaz & Patel, Inc.	M/SAA	MBE
BLP Engineers, Inc.	-	SBE, EBE
Brenda A Palmer Consulting	F/C	WBE
Bubel Consulting, LLC	F/C	WBE, SBE, EBE, DVBE
The Converse Professional Group (dba Converse Consultants)	M/APA	MBE, SBE
C2PM	F/APA	MBE/WBE, SBE, EBE
Craftwater Engineering, Inc.	-	SBE, EBE, DVBE
CWE	M/HA	MBE, SBE
Dabri, Inc.	F/SAA	MBE/WBE, SBE, EBE
Digital Mapping, Inc.	F/HA	MBE/WBE, SBE, EBE
DR Consultants & Designers, Inc.	F/HA	MBE/WBE, SBE, EBE
DRP Engineering, Inc.	M/APA	MBE, SBE, EBE
E.W. Moon, Inc.	M/AA	MBE, SBE, EBE
Integrated Engineering Management dba IEM	F/C	WBE, SBE, EBE
Kana Subsurface Engineering	M/HA	MBE, DVBE
KOA Corporation	-	OBE
Lee & Ro, Inc.	M/APA	MBE, SBE
Leland Saylor & Associates, Inc.	-	DVBE
MA Engineering	M/HA	MBE, SBE, EBE, DVBE
McCormick-Busse, Inc. dba MBI Media	F/C	WBE, SBE, EBE
Ninyo & Moore Geotechnical & Environmental Sciences Consultants	M/HA	MBE
Physis Environmental Laboratories, Inc.	-	OBE
PMCS Group, Inc.	-	OBE
Project Partners, Inc.	-	OBE
Getter Engineering, Inc. dba ProjectLine Technical Services	F/APA	MBE/WBE, SBE, EBE
Redzone Robotics, Inc.	-	OBE
T2 UES, Inc. dba T2 Utility Engineers	-	OBE
The Morcos Group, Inc.	F/C	WBE, SBE, EBE
Trussell Technologies, Inc.	-	OBE
V&A Consulting Engineers, Inc.	F/C	WBE
Weck Analytical Environmental Services, Inc. dba Weck Laboratories, Inc. Weck Analytical Environmental Services, Inc.	M/HA	MBE

BUREAU OF SANITATION
BUREAU OF CONTRACT ADMINISTRATION
JOINT BOARD REPORT NO. 1
MARCH 13, 2024

PAGE 7

ALISTO Engineering Group Inc. (MBE)		
Potential Subconsultants	Gender/ Ethnicity	MBE/WBE/SBE/ EBE/DVBE/OBE
American Environmental Testing Laboratory	-	SBE, EBE
Phase 5 Environmental	-	SBE, EBE
Impact Sciences, Inc.	F/C	WBE, SBE, EBE
DRP Engineering, Inc.	M/APA	MBE, SBE, EBE
BC2 Environmental, LLC	-	OBE
C2PM	F/APA	MBE/WBE, SBE, EBE
Belshire Environmental Services, Inc.	F/C	WBE
Spectrum Environmental Services, Inc. dba Spectrum Geophysics	-	SBE, EBE

(Continued on next page)

BUREAU OF SANITATION
BUREAU OF CONTRACT ADMINISTRATION
JOINT BOARD REPORT NO. 1
MARCH 13, 2024

PAGE 8

APTIM Environmental & Infrastructure, LLC (OBE)		
Potential Subconsultants	Gender/ Ethnicity	MBE/WBE/SBE/ EBE/DVBE/OBE
Akima Consulting LLC	F/C	WBE, SBE, EBE
The Alliance Group Enterprise, Inc.	M/APA	MBE, SBE, EBE
Alliance Outreach LLC	F/C	WBE, SBE, EBE
Atkins North America, Inc.	-	OBE
The Bay Foundation	-	OBE
Beyaz & Patel	M/SAA	MBE
Black & Veatch Corporation	-	OBE
Brenda A. Palmer Consulting	F/C	WBE
Bubel Consulting, LLC	F/C	WBE, SBE, EBE , DVBE
Casamar Group, LLC	M/HA	MBE, SBE, EBE, DVBE
CG Resource Management and Engineering	F/C	SBE, EBE
Clean Water Fund	-	OBE
The Converse Professional Group (dba Converse Consultants)	M/APA	MBE, SBE
C2PM	F/APA	MBE/WBE, SBE, EBE
CWE	M/HA	MBE, SBE
Dabri, Inc.	F/SAA	MBE/WBE, SBE, EBE
DR Consultants & Designers Inc.	F/HA	MBE/WBE, SBE, EBE
DRP Engineering, Inc.	M/APA	MBE, SBE, EBE
Ensafe, Inc.	-	OBE
FMF Pandion	M/NA	MBE, SBE, EBE, DVBE
GEI Consultants, Inc.	-	OBE
Geo-Logic Associates	-	OBE
GeoSyntec Consultants, Inc.	-	OBE
GHD Inc.	-	OBE
Hazen and Sawyer	-	OBE
Herrera Environmental Consultants, Inc.	-	OBE
Integrated Engineering Management dba IEM	F/C	WBE, SBE, EBE
Kleinfelder, Inc.	-	OBE
Michael Baker International, Inc.	-	OBE
Miller Marine Science & Consulting, Inc.	-	SBE, EBE
The Morcos Group, Inc.	F/C	WBE, SBE, EBE
Mundo Environmental, Inc.	M/HA	MBE
Alta Environmental, LP dba NV5, Inc.	-	OBE
Oneida Engineering Solutions, LLC	M/NA	MBE
Paul Hansen Engineering, LLC	-	SBE, EBE
The Pond Company, Inc.	-	SBE, EBE
Project Partners, Inc.	-	OBE
Getter Engineering, Inc. dba ProjectLine Technical Services	F/APA	MBE/WBE, SBE, EBE
ReCREATE Waste Collaborative, LLC	-	SBE, EBE
S. Groner Associates, Inc.	-	SBE, EBE
Stillwater Ecosystem, Watershed, and Riverine Sciences dba Stillwater Sciences	F/C	WBE, SBE
Watearth, Inc.	F/C	WBE, SBE, EBE, LGBTBE
Yorke Engineering, LLC	F/C	WBE

BUREAU OF SANITATION
BUREAU OF CONTRACT ADMINISTRATION
JOINT BOARD REPORT NO. 1
MARCH 13, 2024

PAGE 9

ARCADIS U.S., Inc. (OBE)		
Potential Subconsultants	Gender/ Ethnicity	MBE/WBE/SBE/ EBE/DVBE/OBE
AECOM Technical Services, Inc.	-	OBE
AESCO, Inc.	-	OBE
American Scientific Laboratories, LLC	-	SBE, EBE
Brenda A. Palmer Consulting (BAP Consulting)	F/C	WBE
Bubel Consulting, LLC	F/C	WBE, SBE, EBE , DVBE
C2PM	F/APA	MBE/WBE, SBE, EBE
Calvada Surveying, Inc.	M/HA	MBE, SBE, DVBE
Carter Industrial Automation	M/AA	MBE
Coast Surveying, Inc.	M/HA	MBE
The Converse Professional Group (dba Converse Consultants)	M/APA	MBE, SBE
Craftwater Engineering, Inc.	-	DVBE
CWE	M/HA	MBE, SBE
Dabri, Inc.	F/SAA	MBE/WBE, SBE, EBE
Dake Landscape	-	SBE, EBE
Dakota Communications	M/AA	MBE, SBE, EBE
DC Traffic Control	M/HA	MBE, SBE, EBE
DDB Engineering, Inc.	F/C	WBE, SBE, EBE
D R Consultants & Designers, Inc.	F/HA	MBE, WBE, SBE, EBE
D.R. McNatty & Associates, Inc.	-	DVBE
DRP Engineering, Inc.	M/APA	MBE, SBE, EBE
E.W. Moon, Inc.	M/AA	MBE, SBE, EBE
ETR Consultants	F/AA	MBE/WBE
Hazen and Sawyer	-	OBE
HDR Engineering, Inc.	-	OBE
HF&H Consultants, LLC	-	OBE
Integrated Engineering Management dba IEM	F/C	WBE, SBE, EBE
JC Lacey Consulting	-	SBE/EBE
Kapsch TrafficCom USA, Inc.	-	OBE
KOA Corporation	-	OBE
KPFF	-	OBE
Lee + Ro, Inc.	M/APA	MBE
LEED Electric, Inc.	-	OBE
Los Angeles Engineering, Inc.	-	OBE
Mammoth Associates, LLC	F/C	WBE, SBE, EBE
MARRS Services, Inc.	F/APA	MBE/WBE
McCormick-Busse, Inc. dba MBI Media	F/C	WBE, SBE, EBE
McMillen Jacobs Associates	-	OBE
Michael Baker International, Inc.	-	OBE

BUREAU OF SANITATION
BUREAU OF CONTRACT ADMINISTRATION
JOINT BOARD REPORT NO. 1
MARCH 13, 2024

PAGE 10

ARCADIS U.S., Inc. (OBE)		
Mott MacDonald	-	OBE
Murakawa Communications	F/APA	MBE, WBE, SBE, EBE
Murray Company	-	OBE
Ninyo & Moore Geotechnical & Environmental Sciences Consultants	M/HA	MBE
NRC Environmental Services, Inc., a US Ecology Company	-	OBE
O2EPCM, Inc.	F/AA	MBE/WBE, SBE, EBE
Pamela Burton & Company	-	SBE, EBE
Paul Hansen Engineering, LLC	-	SBE, EBE
Physis Environmental Laboratories, Inc.	-	SBE, EBE
PMCS Group, Inc.	-	OBE
Project Finance Advisory Limited	F/C	WBE, SBE, EBE
Project Partners, Inc.	-	OBE
Getter Engineering, Inc. dba ProjectLine Technical Services	F/APA	MBE/WBE, SBE, EBE
Soffa Electric, Inc.	-	SBE
Stantec Consulting Services, Inc.	-	OBE
Sustainable Watershed Designs, Inc.	-	SBE, EBE
The Morcos Group, Inc.	F/C	WBE, SBE, EBE
United Storm Water, Inc.	M/HA	MBE
V&A Consulting Engineers, Inc.	F/C	WBE
Wagner Engineering & Survey, Inc.	F/C	WBE, SBE, EBE
Waste Management	-	OBE
Watearth, Inc.	F/C	WBE, SBE, EBE, LGBTBE
Weck Analytical Environmental Services, Inc. dba Weck Laboratories, Inc.	M/HA	MBE
Woodard & Curran, Inc.	-	OBE

(Continued on next page)

BUREAU OF SANITATION
BUREAU OF CONTRACT ADMINISTRATION
JOINT BOARD REPORT NO. 1
MARCH 13, 2024

PAGE 11

Atkins North America, Inc. (OBE)		
Potential Subconsultants	Gender/ Ethnicity	MBE/WBE/SBE/ EBE/DVBE/OBE
AET Lab (American Environmental Testing Laboratory, LLC)	-	SBE, EBE
Agromin	-	OBE
AirX Utility Surveyors, Inc.	F / C	WBE, SBE
Alliance Outreach LLC	F / C	WBE, SBE, EBE
Alta Environmental, LP dba NV5, Inc.	-	OBE
American Scientific Laboratories, LLC	-	SBE, EBE
Antonio Acoustics	M / HA	MBE
Aptim Environmental and Infrastructure, LLC	-	OBE
Associated Transportation Engineers	-	OBE
Beyaz & Patel, Inc.	M/SAA	MBE, SBE, EBE
Brenda A. Palmer Consulting (BAP Consulting)	F/C	WBE
C Below, Inc.	-	OBE
Chambers Group	-	OBE
Clark Seif Clark, Inc.	-	OBE
Coast Surveying, Inc.	M/HA	MBE ,SBE
The Converse Professional Group (dba Converse Consultants)	M/APA	MBE, SBE
C2PM	F/APA	MBE/WBE, SBE, EBE
Craftwater Engineering, Inc.	-	SBE, EBE, DVBE
Cumming Management Group, Inc.	-	OBE
CWE dba California Watershed Engineering Corp	M/HA	MBE, SBE
Dabri, Inc.	F/SAA	MBE/WBE, SBE, EBE
DDB Engineering, Inc.	F/C	WBE, SBE, EBE
D R Consultants & Designers, Inc.	F/HA	WBE, SBE, EBE
DRP Engineering, Inc.	M/APA	MBE, SBE, EBE
E2 Consulting	M/APA	MBE
E. Tseng & Associates	-	SBE, EBE
Emax	-	OBE
Enthalpy Analytical	-	OBE
EPC Consultants	-	OBE
Environmental Science Associates	-	OBE
Epic Land Solutions	-	OBE
Flow Science Incorporated	-	OBE
FPL and Associates	M / APA	MBE, SBE
Gruen Associates	M / APA	MBE
Integrated Engineering Management dba IEM	F/C	WBE, SBE, EBE
INTERA GEOSCIENCE & ENGINEERING SOL	-	OBE
Katz and Associates	F/C	WBE, SBE
KOA Corporation	-	OBE

BUREAU OF SANITATION
BUREAU OF CONTRACT ADMINISTRATION
JOINT BOARD REPORT NO. 1
MARCH 13, 2024

PAGE 12

Atkins North America, Inc. (OBE)		
Leland Saylor & Associates, Inc.	-	DVBE
Lynn Capouya, Inc.	-	WBE, SBE
MARRS Services, Inc.	F/APA	MBE, WBE
McMillan Jacobs Associates	-	OBE
Michael Baker International, Inc.	-	OBE
MNS Engineers	-	OBE
Moran Consulting Corporation	M / HA	MBE, SBE, EBE
N2W Engineering, Inc.	-	SBE, EBE
National Plant Services	-	OBE
Ninyo and Moore Geotechnical & Environmental Sciences Consultants	M/HA	MBE
Northwest Hydraulic Consultants (NHC)	-	OBE
Pacific Resources Services Corp.	-	OBE
Paul Hansen Engineering, LLC	-	SBE, EBE
Physis Environmental Laboratories, Inc.	-	OBE
PMCS Group, Inc.	-	OBE
Getter Engineering, Inc. dba ProjectLine Technical Services, Inc.	F / APA	MBE/WBE, SBE, EBE
Project Partners, Inc.	M/APA	MBE, SBE
RF Yeager Engineering, Inc.	-	DVBE, SBE, EBE
SafeProbe, Inc.	M/APA	MBE
Sapphos Environmental, Inc.	F/HA	MBE, WBE, SBE
Sasaki Associates, Inc.	-	OBE
SewerAI Corporation	-	OBE
Smith-Emery Laboratories	-	OBE
SPI Engineering	M / HA	MBE
Studio-MLA	F/HA	MBE/WBE, SBE
The Morcos Group	-	OBE
The Pond Company, Inc.	-	SBE, EBE
The Wonderland Group, Inc. [dba Ozone Reality Capture]	-	SBE, EBE
Twining Consulting, Inc.	-	OBE
Wagner Engineering & Survey, Inc.	F/C	WBE, SBE, EBE
Watearth, Inc.	F/C	WBE, SBE, EBE, LGBTBE
Yorke Engineering, LLC	F/C	WBE, SBE

BUREAU OF SANITATION
BUREAU OF CONTRACT ADMINISTRATION
JOINT BOARD REPORT NO. 1
MARCH 13, 2024

PAGE 13

Brown and Caldwell, Inc. (OBE)		
Potential Subconsultants	Gender/ Ethnicity	MBE/WBE/SBE/ EBE/DVBE/OBE
AET Lab (American Environmental Testing Laboratory, LLC)	-	SBE, EBE
American Scientific Laboratories, LLC	-	SBE, EBE
Belshire Environmental Services, Inc.	F/C	WBE
Bubel Consulting, LLC	F/C	WBE, SBE, EBE , DVBE
Coast Surveying, Inc.	M/HA	MBE, SBE
The Converse Professional Group (dba Converse Consultants)	M/APA	MBE, SBE
C2PM	F/APA	MBE/WBE, SBE , EBE
Craftwater Engineering, Inc.	-	SBE, EBE, DVBE
Cyrous Gilani, Cyrous and Associates	-	OBE
DDB Engineering, Inc.	F/C	WBE, SBE, EBE
DR Consultants and Designers, Inc.	F/HA	MBE/WBE, SBE, EBE
DRP Engineering, Inc.	M/APA	MBE, SBE, EBE
EEC Environmental	-	SBE
EPC Consultants	-	OBE
E.W. Moon, Inc.	M/AA	MBE, SBE, EBE
Flow Science Incorporated	-	OBE
FMF Pandion	M/NA	MBE, SBE, EBE, DVBE
GeoSyntec Consultants, Inc.	-	OBE
Integrated Engineering Management dba IEM	F/C	WBE, SBE, EBE
Katz and Associates	F/C	WBE, SBE
MARRS Services, Inc.	F/APA	MBE, WBE
The Morcos Group, Inc.	F/C	MBE, WBE, SBE, EBE
Murakawa Communications, Inc.	F/APA	WBE, SBE, EBE
Pace Analytical Services, Inc.	-	OBE
Paradigm Environmental	-	SBE, EBE
Physis Environmental Laboratories, Inc.	-	OBE
Project Finance Advisory Limited	F/C	WBE, SBE, EBE
Project Partners, Inc.	-	OBE
Getter Engineering, Inc. dba Projectline Technical Services	F/APA	MBE/WBE, SBE, EBE
Raftelis Financial Consultants, Inc.	-	OBE
Redzone Robotics, Inc.	-	OBE
S Groner Associates	-	SBE, EBE
Separation Processes, Inc. (SPI)	-	SBE, EBE
Trussell Technologies, Inc.	-	OBE
Wagner Engineering & Survey, Inc.	F/C	WBE, SBE, EBE
Watearth, Inc.	F/C	WBE, SBE, EBE, LGBTBE
Water Resources Economics, LLC	-	OBE

BUREAU OF SANITATION
BUREAU OF CONTRACT ADMINISTRATION
JOINT BOARD REPORT NO. 1
MARCH 13, 2024

PAGE 14

Burns & McDonnell (OBE)		
Potential Subconsultants	Gender/ Ethnicity	MBE/WBE/SBE/ EBE/DVBE/OBE
AET Lab (American Environmental Testing Laboratory, LLC)	-	SBE, EBE
American Scientific Laboratories, LLC	-	SBE, EBE
Aptim Environmental and Infrastructure LLC	-	OBE
ArchaeoPaleo Resource Mgmt.	F/C	WBE, SBE, EBE
Blaine Tech Services	F/C	WBE
Clean Harbor	M / APA	MBE, SBE, EBE
The Converse Professional Group (dba Converse Consultants)	M/APA	MBE, SBE
Craftwater Engineering, Inc.	-	SBE, EBE, DVBE
CWE	M/HA	MBE, SBE
DRP Engineering, Inc.	M/APA	MBE, SBE, EBE
FMF Pandion	M/NA	MBE, SBE, EBE, DVBE
Francison Consulting, Inc.	M/HA	MBE, SBE, EBE
McCormick-Busse, Inc. dba MBI Media	F/C	WBE, SBE, EBE
Ninyo & Moore Geotechnical & Environmental Sciences Consultants	M/HA	MBE
Watearth, Inc.	F/C	WBE, SBE, EBE, LGBTBE
Yorke Engineering, LLC	F/C	WBE, SBE

(Continued on next page)

BUREAU OF SANITATION
BUREAU OF CONTRACT ADMINISTRATION
JOINT BOARD REPORT NO. 1
MARCH 13, 2024

PAGE 15

Carollo Engineers, Inc. (OBE)		
Potential Subconsultants	Gender/ Ethnicity	MBE/WBE/SBE/ EBE/DVBE/OBE
AESCO	-	OBE
American Environmental Testing Laboratory, LLC	-	SBE, EBE
APTIM Environmental	-	OBE
Beyaz & Patel, Inc.	M/SAA	MBE
Brenda A Palmer Consulting	F/C	WBE
Bubel Consulting, LLC	F/C	WBE, SBE, EBE, DVBE
C2PM	F/APA	MBE/WBE, SBE, EBE
Catalyst Environmental Solutions Corporation	-	SBE, EBE
Coast Surveying Inc.	M/HA	MBE, SBE, EBE
The Converse Professional Group (dba Converse Consultants)	M/APA	MBE, SBE
Cordoba Corporation	M/HA	MBE
Council for Watershed Health	-	OBE
CPM Construction	M/SAA	MBE, SBE, EBE
Craftwater Engineering Inc.	-	SBE, EBE, DVBE
CWE	M/HA	MBE, SBE
DDB Engineering Inc.	F/C	WBE, SBE, EBE
DRP Engineering Inc.	M/APA	MBE, SBE, EBE
EPC Consultants	-	OBE
Ernst & Young Infrastructure Advisors LLC	-	OBE
E.W. Moon, Inc.	M/AA	MBE, SBE, EBE
Fehr & Peers	-	OBE
Flow Science Incorporated	M/APA	OBE
HF&H Consultants LLC	-	SBE
Integrated Engineering Management dba IEM	F/C	WBE, SBE, EBE
Jacobs/CH2M Hill Inc.	-	OBE
J.R. Miller & Associates	-	OBE
Katz & Associates Inc.	F/C	WBE, SBE
LUCE Consulting LLC	F/C	WBE
Larry Walker Associates Inc.	F/C	WBE
M2 Resource Consulting Inc.	F/C	WBE
MARRS Services Inc.	F/APA	MBE/WBE
Michael Baker International, Inc.	-	OBE
Jacobs Associates (dba McMillen Jacobs Associates)	-	OBE
The Morcos Group	F/C	WBE, SBE, EBE
NAJE Consulting LLC	-	OBE
Ninyo & Moore Geotechnical & Environmental Sciences Consultants	M/HA	MBE
Northwest Hydraulic Consultants	-	OBE

BUREAU OF SANITATION
BUREAU OF CONTRACT ADMINISTRATION
JOINT BOARD REPORT NO. 1
MARCH 13, 2024

PAGE 16

Carollo Engineers, Inc. (OBE)		
Pacoima Beautiful	-	OBE
Pamela Burton & Company	F/C	WBE, SBE, EBE
Paradigm Environmental	-	SBE, EBE
Paul Hensen Engineering LLC	-	SBE, EBE
Physis Environmental Laboratories, Inc.	-	OBE
Project Finance Advisory Ltd	F/C	WBE, SBE, EBE
Getter Engineering, Inc. dba ProjectLine Technical Services	F/APA	MBE/WBE, SBE, EBE
Project Partners, Inc.	-	OBE
SHA Analytics LLC	F/C	WBE, SBE, EBE
Stantec Consulting Services Inc.	-	OBE
Studio-MLA	F/HA	MBE/WBE, SBE
The Sierra Group	F/HA	MBE, WBE
Trussell Technologies, Inc.	-	OBE
VCA Engineers Inc.	M/APA	MBE, SBE
Weck Analytical Environmental Services, Inc. dba Weck Laboratories, Inc.	F/HA	MBE, WBE

(Continued on next page)

BUREAU OF SANITATION
BUREAU OF CONTRACT ADMINISTRATION
JOINT BOARD REPORT NO. 1
MARCH 13, 2024

PAGE 17

CDM Smith, Inc. (OBE)		
Potential Subconsultants	Gender/ Ethnicity	MBE/WBE/SBE/ EBE/DVBE/OBE
Advanced Technology Laboratories (ATL)	M/HA	MBE, SBE, EBE
ADvTECH Environmental	M/APA	MBE, SBE, EBE
AESCO	-	OBE
AET Lab (American Environmental Testing Laboratory, LLC)	-	SBE, EBE
Alta Environmental, LP dba NV5, Inc.	-	OBE
American Scientific Laboratories, LLC	-	SBE, EBE
Aptim Environmental and Infrastructure LLC	-	OBE
ArchaeoPaleo Resource Mgmt.	F/W	WBE, SBE, EBE
B3 Media Solutions, Inc.	F/AA	MBE/WBE
Beyaz & Patel, Inc.	M/SAA	MBE
BLP Engineers, Inc.	-	SBE, EBE
Brenda A. Palmer Consulting	F/C	WBE
Bubel Consulting, LLC	F/C	WBE, SBE, EBE, DVBE
C2PM	F/APA	MBE/WBE, SBE, EBE
California Watershed Engineering	M/HA	MBE, SBE
Council for Watershed Health	-	OBE
Craftwater Engineering, Inc.	-	SBE, EBE, DVBE
D R Consultants & Designers, Inc.	F/HA	WBE, SBE, EBE
DDB Engineering, Inc.	F/C	WBE, SBE, EBE
DRP Engineering, Inc.	M/APA	MBE, SBE, EBE
E.W. Moon, Inc.	M/AA	MBE, SBE, EBE
EEC Environmental	-	SBE
FMF Pandion	M/NA	MBE, SBE, EBE, DVBE
Getter Engineering, Inc. dba ProjectLine Technical Services	F/APA	MBE/WBE, SBE, EBE
Group Delta Consultants, Inc.	-	OBE
Harris & Company	F/W	WBE/SBE, EBE
HF&H Consultants, LLC	-	OBE
Integrated Engineering Management dba IEM	F/C	WBE, SBE, EBE
Larry Walker Associates, Inc.	F/C	WBE
Lee & Ro, Inc.	M/APA	MBE, SBE
Lynn Capouya, Inc.	F/C	WBE, SBE
MapVision Technologies, Inc.	M/APA	MBE, SBE, EBE
MARRS Services, Inc.	F/APA	MBE/WBE
McCormick-Busse, Inc. dba MBI Media	F/C	WBE, SBE, EBE
Mujeres de la Tierra	-	OBE
NBA Engineering, Inc.	F/C	WBE, SBE, EBE
Ninyo & Moore Geotechnical & Environmental Sciences Consultants	M/HA	MBE

BUREAU OF SANITATION
BUREAU OF CONTRACT ADMINISTRATION
JOINT BOARD REPORT NO. 1
MARCH 13, 2024

PAGE 18

CDM Smith, Inc. (OBE)		
Northwest Hydraulic Consultants (NHC)	-	OBE
NUVIS	M/HA	MBE
O2EPCM, Inc.	F/AA	WBE/MBE, SBE, EBE
Paradigm Environmental	-	SBE, EBE
Physis Environmental Laboratories, Inc.	-	OBE
Project Partners, Inc.	-	OBE
Richard Slade and Associates	-	OBE
SGA Marketing	-	OBE
Stillwater Ecosystem, Watershed, and Riverine Sciences dba Stillwater Sciences	F/C	WBE, SBE
The Converse Professional Group (dba Converse Consultants)	M/APA	MBE, SBE
The Morcos Group, Inc.	F/C	WBE, SBE, EBE
Trussell Technologies, Inc.	-	OBE
V&A Consulting Engineers, Inc.	F/C	WBE
Watearth, Inc.	F/C	WBE, SBE, EBE, LGBTBE
Weck Analytical Environmental Services, Inc. dba Weck Laboratories, Inc.	M/HA	MBE
Yorke Engineering, LLC	F/C	WBE, SBE

(Continued on next page)

BUREAU OF SANITATION
BUREAU OF CONTRACT ADMINISTRATION
JOINT BOARD REPORT NO. 1
MARCH 13, 2024

PAGE 19

Cordoba Corporation (MBE)		
Potential Subconsultants	Gender/ Ethnicity	MBE/WBE/SBE/ EBE/DVBE/OBE
American Scientific Laboratories, LLC	-	SBE, EBE
Arcadis U.S., Inc.	-	OBE
Beyaz & Patel, Inc.	M/SAA	MBE
Brenda A. Palmer Consulting (BAP Consulting)	F/C	WBE
Bubel Consulting, LLC	F/C	WBE, SBE, EBE, DVBE
C2PM	F/APA	MBE/WBE, SBE, EBE
Carollo Engineers, Inc.	-	OBE
Craftwater Engineering, Inc.	-	SBE, EBE, DVBE
DRP Engineering, Inc.	M/APA	MBE, SBE, EBE
E.W. Moon, Inc.	M/AA	MBE, SBE, EBE
EPC Consultants	-	OBE
FMF Pandion	M/NA	MBE, SBE, EBE, DVBE
Integrated Engineering Management dba IEM	F/C	WBE, SBE, EBE
Katz and Associates	F/C	WBE, SBE
Leland Saylor & Associates, Inc.	-	DVBE
MARRS Services, Inc.	F/APA	MBE/WBE
McCormick-Busse, Inc. dba MBI Media	F/C	WBE, SBE, EBE
Mundo Environmental, Inc.	M/HA	MBE
Ninyo & Moore Geotechnical & Environmental Sciences Consultants	M/HA	MBE
Paradigm Environmental	-	SBE, EBE
Paul Hansen Engineering, LLC	-	SBE, EBE
Richard Slade and Associates	-	OBE
Rincon Consultants	-	OBE
Stantec Consulting Services, Inc.	-	OBE
The Converse Professional Group (dba Converse Consultants)	M/APA	MBE, SBE
The Pond Company, Inc.	-	SBE, EBE
Trussell Technologies, Inc.	-	OBE
Vanir Construction Management, Inc.	F/HA	MBE, WBE
Watearth, Inc.	F/C	WBE, SBE, EBE, LGBTBE

BUREAU OF SANITATION
BUREAU OF CONTRACT ADMINISTRATION
JOINT BOARD REPORT NO. 1
MARCH 13, 2024

PAGE 20

CWE dba California Watershed Engineering Corp (MBE, SBE)		
Potential Subconsultants	Gender/ Ethnicity	MBE/WBE/SBE/ EBE/DVBE/OBE
American Environmental Testing Laboratory, LLC	-	SBE, EBE
APEX Companies, LLC	-	OBE
Aquatic Bioassay and Consulting	-	OBE
Black & Veatch Corporation	-	OBE
Calvada Surveying, Inc.	M/HA	MBE, SBE, EBE, DVBE,
CDM Smith	-	OBE
Coast Surveying, Inc.	M/HA	MBE, SBE
The Converse Professional Group (dba Converse Consultants)	M/APA	MBE, SBE
C2PM	W/APA	WBE/MBE, SBE, EBE,
e2020 Technology, Inc.	M / APA	MBE
Enthalpy Analytical	-	OBE
FMF Pandion	M/NA	MBE, SBE, EBE, DVBE
Geo-Logic Associates	-	OBE
GHD Inc.	-	OBE
Guida Surveying, Inc.	F / C	WBE
Hazen and Sawyer	-	OBE
HDR Engineering, Inc.	-	OBE
Jacobs Engineering Group Inc.	-	OBE
Larry Walker Associates, Inc.	F/C	WBE
Leland Saylor & Associates, Inc.	-	DVBE
MARRS Services, Inc.	F/APA	MBE/WBE
Murakawa Communications, Inc.	F/APA	MBE, WBE, SBE, EBE,
Ninyo & Moore Geotechnical & Environmental Sciences Consultants	M/HA	MBE
Paradigm Environmental	-	SBE, EBE
Physis Environmental Laboratories, Inc.	-	OBE
Project Partners, Inc.	-	OBE
Sapphos Environmental, Inc.	F/HA	WBE, SBE
SiteScan	-	OBE
Stantec Consulting Services, Inc.	-	OBE
Studio-MLA	F/HA	MBE, WBE, SBE
Terracon	-	OBE
Woodard & Curran, Inc.	-	OBE

BUREAU OF SANITATION
BUREAU OF CONTRACT ADMINISTRATION
JOINT BOARD REPORT NO. 1
MARCH 13, 2024

PAGE 21

D R Consultants and Designers, Inc. (MBE, SBE, EBE)		
Potential Subconsultants	Gender/ Ethnicity	MBE/WBE/SBE/ EBE/DVBE/OBE
AET Lab (American Environmental Testing Laboratory, LLC)	-	SBE, EBE
Arcadis U.S., Inc.	-	OBE
Atkins North America, Inc.	-	OBE
Brenda A. Palmer Consulting	F/C	WBE
Bubel Consulting, LLC	F/C	WBE, SBE, EBE, DVBE
CDM Smith	-	OBE
C2PM	F/APA	MBE/WBE, SBE, EBE
CWE	M/HA	MBE, SBE
DRP Engineering, Inc.	M/APA	MBE, SBE, EBE
FMF Pandion	M/NA	MBE, SBE, EBE, DVBE,
Lee & Ro, Inc.	M/APA	MBE, SBE
McCormick-Busse, Inc. dba MBI Media	F/C	WBE, SBE, EBE
Mundo Environmental, Inc.	M/HA	MBE
Ross Infrastructure Development	-	DVBE, SBE, EBE
Terracon	-	OBE
Watearth, Inc.	F/C	WBE, SBE, EBE, LGBTBE
Yorke Engineering, LLC	F/C	WBE, SBE

enfoTech & Consulting Inc. (MBE)		
Potential Subconsultants	Gender/ Ethnicity	MBE/WBE/SBE/ EBE/DVBE/OBE
The Converse Professional Group (dba Converse Consultants)	M/APA	MBE, SBE
UltraSystems Environmental Incorporated	F/C	WBE, SBE, EBE
Watearth, Inc.	F/C	WBE, SBE, EBE, LGBTBE

(Continued on next page)

BUREAU OF SANITATION
BUREAU OF CONTRACT ADMINISTRATION
JOINT BOARD REPORT NO. 1
MARCH 13, 2024

PAGE 22

FMF Pandion (MBE, SBE, EBE, DVBE)		
Potential Subconsultants	Gender/ Ethnicity	MBE/WBE/SBE/ EBE/DVBE/OBE
American Environmental Testing Laboratory, LLC	-	SBE, EBE
Anchor QEA	-	OBE
Applied EarthWorks Inc.	-	SBE
Brenda A Palmer Consulting	F/C	WBE
Bubel Consulting, LLC	F/C	WBE, SBE, EBE, DVBE
Catalyst Environmental Solutions	-	SBE/EBE
CDM Smith	-	OBE
The Converse Professional Group (dba Converse Consultants)	M/APA	MBE, SBE
Craftwater Engineers	-	SBE, EBE, DVBE
CWE	M/HA	MBE, SBE
DRP Engineers	M/APA	MBE, SBE, EBE
Dudek	-	OBE
Enthalpy Analytical	-	OBE
Hazen and Sawyer	-	OBE
KMEA	-	DVBE
LWA (Larry Walker Associates Inc.)	F/C	WBE
Michael Baker International	-	OBE
Mikhail Ogawa Engineering	M/APA	MBE, SBE, EBE
Ninyo & Moore Geotechnical & Environmental Sciences Consultants	M/HA	MBE
Alta Environmental, LP dba NV5, Inc.	-	OBE
PACE	-	OBE
PacRim Engineering	M/APA	MBE, SBE
PERC Water	-	OBE
Physis Environmental Laboratories, Inc.	-	OBE
RES Environmental Operating Company LLC	-	OBE
Sapphos Environmental Inc.	F/HA	MBE/WBE, SBE
Scout Environmental	-	SBE, EBE, DVBE
United Storm Water Inc.	M/HA	MBE
Yorke Engineering, LLC	F/C	WBE

BUREAU OF SANITATION
BUREAU OF CONTRACT ADMINISTRATION
JOINT BOARD REPORT NO. 1
MARCH 13, 2024

PAGE 23

Geosyntec Consultants, Inc. (OBE)		
Potential Subconsultants	Gender/ Ethnicity	MBE/WBE/SBE/ EBE/DVBE/OBE
AET Lab (American Environmental Testing Laboratory, LLC)	-	SBE, EBE
Alta Planning and Design	-	OBE
American Scientific Laboratories, LLC	-	SBE, EBE
Aptim Environmental and Infrastructure, LLC	-	OBE
Arcadis U.S., Inc.	-	OBE
Brenda A Palmer Consulting	F/C	WBE
Brown and Caldwell	-	OBE
Bubel Consulting, LLC	F/C	WBE, SBE, EBE, DVBE
C2PM	F/APA	MBE/WBE, SBE, EBE
CWE	M/HA	MBE
DRP Engineering, Inc.	M/APA	MBE, SBE, EBE
Drummond Carpenter PLLC	-	OBE
DTA	-	OBE
GCAP Services, Inc.	M/HA	MBE, SBE, EBE
GEOVision Inc.	-	SBE, EBE
GHD Inc.	-	OBE
Hazen and Sawyer	-	OBE
HDR Engineering, Inc.	-	OBE
Larry Walker Associates, Inc.	F/C	WBE
Leland Saylor & Associates, Inc.	-	DVBE
Luce Consulting	F/C	WBE
M2 Resource Consulting Inc.	F/C	WBE
MARRS Services, Inc.	F/APA	MBE/WBE
Mundo Environmental, Inc.	M/HA	MBE
Murakawa Communications, Inc.	F/APA	MBE, WBE, SBE, EBE
OLIN	-	OBE
Physis Environmental Laboratories, Inc.	-	OBE
Project Partners, Inc.	-	OBE
re:focus partners, llc	-	OBE
S Groner Associates	-	SBE, EBE
SALT Landscape Architects, Inc.	-	SBE, EBE
Sasaki Associates	-	OBE
Stantec Consulting Services, Inc.	-	OBE
VCA Engineers, Inc.	M/APA	MBE, SBE

BUREAU OF SANITATION
BUREAU OF CONTRACT ADMINISTRATION
JOINT BOARD REPORT NO. 1
MARCH 13, 2024

PAGE 24

GHD, Inc. (OBE)		
Potential Subconsultants	Gender/ Ethnicity	MBE/WBE/SBE/ EBE/DVBE/OBE
ADS Environmental Services,	-	OBE
Advanced Technology Laboratories	M/HA	MBE, SBE, EBE
AESCO	-	OBE
American Environmental Testing Laboratory, LLC	-	SBE, EBE
Alliance Technical Group	-	OBE
American Scientific Laboratories, LLC	-	SBE, EBE
Aptim Environmental and Infrastructure LLC	-	OBE
Arcadis U.S., Inc.	-	OBE
Awad Engineering	-	SBE
Belshire Environmental Services, Inc.	F/C	WBE
Beyaz & Patel, Inc.	M/SAA	MBE
Blaine Tech Services	F/C	WBE
Brenda A. Palmer Consulting	F/C	WBE
Bubel Consulting, LLC	F/C	WBE, SBE, EBE, DVBE
C Below, Inc.	-	OBE
C2PM	F/APA	MBE/WBE, SBE, EBE
California Watershed Engineering	M/HA	MBE, SBE
Calvada Surveying, Inc.	M/HA	MBE, SBE, EBE, DVBE
Casamar Group, LLC	M/HA	MBE, SBE, EBE, DVBE
Coast Surveying, Inc.	M/HA	MBE, SBE
Cordoba Corporation	M/HA	MBE
Council for Watershed Health	-	OBE
Craftwater Engineering, Inc.	-	SBE, EBE, DVBE
Cyrous Gilani, Cyrous and Associates	-	OBE
Dabri, Inc.	F/SAA	MBE/WBE, SBE, EBE
DDB Engineering, Inc.	F/C	WBE, SBE, EBE
Diaz Consultants, Inc. dba Diaz Yourman & Associates	M/HA	MBE, SBE, EBE
DRP Engineering, Inc.	M/APA	MBE, SBE, EBE
DTA	-	OBE
E. Tseng & Associates	-	SBE, EBE
E.W. Moon, Inc.	M/AA	MBE, SBE, EBE
E2 Consulting	M/APA	MBE
EEC Environmental	-	SBE
Enthalpy Analytical	-	OBE
Environmental Outreach Strategies, Inc.	-	SBE, EBE
Flow Science Incorporated	-	OBE
GeoSyntec Consultants, Inc.	-	OBE
GK & Associates	-	SBE, EBE
Group Delta Consultants, Inc.	-	OBE

BUREAU OF SANITATION
BUREAU OF CONTRACT ADMINISTRATION
JOINT BOARD REPORT NO. 1
MARCH 13, 2024

PAGE 25

GHD, Inc. (OBE)		
Guida Surveying, Inc.	-	OBE
HDR Engineering, Inc.	-	OBE
HF&H Consultants, LLC	-	OBE
Integrated Engineering Management dba IEM	F/C	WBE, SBE, EBE
Katz and Associates	F/C	WBE, SBE
Kinnetic Environmental, Inc.	-	SBE
Lee & Ro, Inc.	M/APA	MBE, SBE
Leland Saylor & Associates, Inc.	-	DVBE
Lynn Capouya, Inc.	F/C	WBE, SBE
MARRS Services, Inc.	F/APA	MBE/WBE
McMillen Jacobs Associates	-	OBE
Montrose Environmental Solutions, Inc.	-	OBE
Mundo Environmental, Inc.	M/HA	MBE
Murakawa Communications, Inc.	F/APA	MBE, WBE, SBE, EBE
National Plant Services	-	OBE
NUVIS	M/HA	MBE
Paradigm Environmental	-	SBE, EBE
Project Partners, Inc.	-	OBE
Getter Engineering, Inc. dba ProjectLine Technical Services	F/APA	MBE/WBE, SBE, EBE
Raftelis Financial Consultants, Inc.	-	OBE
Redzone Robotics, Inc.	-	OBE
Rice's Concrete Cutting Services, Inc.	-	OBE
S Groner Associates	-	SBE, EBE
Separation Processes, Inc. dba SPI	-	SBE, EBE
Stantec Consulting Services, Inc.	-	OBE
Strategic Value Solutions, Inc.	-	OBE
Studio-MLA	F/HA	MBE/WBE, SBE
SubSurface Surveys & Associates, Inc.	-	SBE, EBE
The Converse Professional Group (dba Converse Consultants)	M/APA	MBE, SBE
The Morcos Group, Inc.	F/C	WBE, SBE, EBE
The Pond Company, Inc.	-	SBE, EBE
Trussell Technologies, Inc.	-	OBE
United Storm Water, Inc.	M/HA	MBE
V&A Consulting Engineers, Inc.	F/C	WBE
Value Management Strategies, Inc.	-	OBE
Watearth, Inc.	F/C	WBE, SBE, EBE, LGBTBE
Water Resources Economics, LLC	-	OBE
Woodard & Curran, Inc.	-	OBE

BUREAU OF SANITATION
BUREAU OF CONTRACT ADMINISTRATION
JOINT BOARD REPORT NO. 1
MARCH 13, 2024

PAGE 26

Hazen and Sawyer (OBE)		
Potential Subconsultants	Gender/ Ethnicity	MBE/WBE/SBE/ EBE/DVBE/OBE
Advanced Technology Laboratories	M/HA	MBE, SBE, EBE
ADvTECH	M/APA	MBE, SBE, EBE
American Environmental Testing Laboratory, LLC	-	SBE, EBE
American Scientific Laboratories LLC	-	SBE, EBE
Aptim Environmental & Infrastructure LLC	-	OBE
Arcadis US Inc.	-	OBE
Blue Heron Engineering Services Ltd	F/C	WBE
Brenda A Palmer Consulting	F/C	WBE
Bubel Consulting LLC	F/C	WBE, SBE, EBE, DVBE
C2PM	F/APA	MBE/WBE, SBE, EBE
Calvada Surveying Inc.	M/HA	MBE, SBE, EBE, DVBE
The Converse Professional Group (dba Converse Consultants)	M/APA	MBE, SBE
CR Associates	F/APA	MBE/WBE, SBE
Craftwater Engineering Inc.	-	SBE, EBE, DVBE
CWE	M/HA	MBE, SBE
Dabri, Inc.	F/SAA	MBE/WBE, SBE, EBE
DDB Engineering Inc.	F/C	WBE, SBE, EBE
Diaz Consultants Inc./ Diaz Yourman & Associates	M/HA	MBE, SBE, EBE
DR Consultants & Designers, Inc.	F/HA	MBE/WBE, SBE, EBE
DRP Engineering, Inc.	M/APA	MBE, SBE, EBE
EI Camino Construction & Engineer Corp	M/HA	MBE
EPC Consultants	-	OBE
E.W. Moon, Inc.	M/AA	MBE, SBE, EBE
ETR Consultants LLC	F/AA	MBE/WBE
FMF Pandion	M/NA	MBE, SBE, EBE, DVBE
GEI Consultants, Inc.	-	OBE
Geosyntec Consultants, Inc.	-	OBE
Global Design Build Inc.	M/AA	MBE
Harris & Company	F/C	WBE, SBE, EBE
HDR Engineering Inc.	-	OBE
Integrated Engineering Management dba IEM	F/C	WBE, SBE, EBE
Jacobs (Jacobs Project Management Co.)	-	OBE
J.R. Miller & Associates (JRMA)	-	OBE
Kinnetic Environmental Inc.	-	SBE
Larry Walker Associates	F/C	WBE
Lee & Ro, Inc.	M/APA	MBE, SBE
LimnoTech	-	OBE
MARRS Services Inc.	F/APA	MBE/WBE

BUREAU OF SANITATION
BUREAU OF CONTRACT ADMINISTRATION
JOINT BOARD REPORT NO. 1
MARCH 13, 2024

PAGE 27

Hazen and Sawyer (OBE)		
Martini Drilling Corp	M/HA	MBE, SBE, EBE
Mehta Mechanical Company Inc. (MMC Inc.)	-	SBE
Michael Baker International, Inc.	-	OBE
The Morcos Group Inc.	F/C	WBE, SBE, EBE
Murakawa Communications	F/APA	MBE/WBE, SBE, EBE
Ninyo & Moore Geotechnical & Environmental Sciences Consultants	M/HA	MBE
NUVIS	M/HA	MBE, SBE
Paradigm Environmental	-	SBE, EBE
Paragon Language Services Inc.	F/C	WBE, SBE, EBE
The Pond Company, Inc.	-	SBE, EBE
Project Partners, Inc.	-	OBE
Raftelis Financial Consultants	-	OBE
SCS Engineers	-	OBE
S. Groner Associates Inc.	-	SBE, EBE
Tidal Influence	-	SBE, EBE
TLC Interpreting & Translation Services Inc.	F/HA	MBE/WBE, SBE
Trussell Technologies, Inc.	-	OBE
United Pumping Services Inc.	M/HA	MBE
V&A Consulting Engineers, Inc.	F/C	WBE
Wagner Engineering & Survey Inc. (WES)	F/C	WBE, SBE, EBE
Watearth, Inc.	F/C	WBE, SBE, EBE, LGBTBE
Woodard & Curran Inc.	-	OBE
Yorke Engineering LLC	F/C	WBE, SBE

(Continued on next page)

BUREAU OF SANITATION
BUREAU OF CONTRACT ADMINISTRATION
JOINT BOARD REPORT NO. 1
MARCH 13, 2024

PAGE 28

HDR Engineering, Inc. (OBE)		
Potential Subconsultants	Gender/ Ethnicity	MBE/WBE/SBE/ EBE/DVBE/OBE
ADS Environmental Services,	-	OBE
AESCO	-	OBE
Alliance Group	M/APA	MBE, SBE, EBE
American Environmental Testing Laboratory, LLC	-	SBE, EBE
Arcadis U.S., Inc.	-	OBE
Belshire Environmental Services, Inc.	F/C	WBE
C Below, Inc.	-	OBE
California Watershed Engineering	M/HA	MBE, SBE
Calvada Surveying, Inc.	M/HA	MBE, SBE, EBE, DVBE
Craftwater Engineering, Inc.	-	SBE, EBE, DVBE
DDB Engineering, Inc.	F/C	WBE, SBE, EBE
DRP Engineering, Inc.	M/APA	MBE, SBE, EBE
EEC Environmental	-	SBE
FMF Pandion	M/NA	MBE, SBE, EBE, DVBE
Geo-Advantec	-	SBE, EBE
GeoSyntec Consultants, Inc.	-	OBE
GHD Inc.	-	OBE
Guida Surveying, Inc.	-	OBE
Hazen and Sawyer	-	OBE
MARRS Services, Inc.	F/APA	MBE/WBE
Murakawa Communications, Inc.	F/APA	MBE/WBE, SBE, EBE
PACE	-	OBE
S Groner Associates	-	SBE, EBE
SafeProbe, Inc.	M/APA	MBE
The Morcos Group, Inc.	F/C	WBE, SBE, EBE
Torres Consulting	-	OBE
V&A Consulting Engineers, Inc.	F/C	WBE
Watearth, Inc.	F/C	WBE, SBE, EBE,

BUREAU OF SANITATION
BUREAU OF CONTRACT ADMINISTRATION
JOINT BOARD REPORT NO. 1
MARCH 13, 2024

PAGE 29

Jacobs (OBE)		
Potential Subconsultants	Gender/ Ethnicity	MBE/WBE/SBE/ EBE/DVBE/OBE
American Scientific Laboratories, LLC	-	SBE, EBE
Armand Resource Group, Inc.	M / AA	MBE
Beyaz & Patel, Inc.	M/SAA	MBE
Casamar Group, LLC	M/HA	MBE, SBE, EBE, DVBE
C Below, Inc.	-	OBE
The Converse Professional Group (dba Converse Consultants)	M/APA	MBE, SBE
Craftwater Engineering, Inc.	-	SBE, EBE, DVBE
CWE	M/HA	MBE, SBE
Dabri, Inc.	F/SAA	MBE/WBE, SBE, EBE
Diaz Consultants, Inc. dba Diaz Yourman & Associates	M/HA	MBE, SBE, EBE
DRP Engineering, Inc.	M/APA	MBE, SBE, EBE
E. Tseng & Associates	-	SBE, EBE
ETR Consultants	F/AA	MBE WBE
Go2Zero Strategies	F / C	SBE, EBE, DBE
Hazen and Sawyer	-	OBE
Integrated Engineering Management dba IEM	F/C	WBE, SBE, EBE
J.R. Miller & Associates [JRMA Architects & Engineers]	-	OBE
Katz and Associates	F/C	WBE, SBE
Kinnetic Environmental, Inc.	-	SBE
Larry Walker Associates, Inc.	F/C	WBE
Lee & Ro, Inc.	M/APA	MBE, SBE
Lynn Capouya, Inc.	F/C	WBE, SBE
MapVision Technologies, Inc.	M/APA	MBE, SBE, EBE
MARRS Services, Inc.	W/APA	MBE/WBE
Ninyo & Moore Geotechnical & Environmental Sciences Consultants	M/HA	MBE
Paradigm Environmental	-	SBE, EBE
Paul Hansen Engineering, LLC	-	SBE, EBE
PMA Consultants, LLC	M / HA	MBE
Project Partners, Inc.	-	OBE
S Groner Associates	-	SBE, EBE
The Morcos Group, Inc.	-	OBE
WIH Resource Group, LLC	-	OBE

BUREAU OF SANITATION
BUREAU OF CONTRACT ADMINISTRATION
JOINT BOARD REPORT NO. 1
MARCH 13, 2024

PAGE 30

Kleinfelder, Inc. (OBE)		
Potential Subconsultants	Gender/ Ethnicity	MBE/WBE/SBE/ EBE/DVBE/OBE
Advanced Technology Laboratories (ATL)	M/HA	MBE, SBE, EBE
AET Lab (American Environmental Testing Laboratory, LLC)	-	SBE, EBE
American Integrated Services, Inc.	M / HA	MBE
American Scientific Laboratories, LLC	-	SBE, EBE
AP Engineering and Testing, Inc.	M / APA	MBE, SBE, EBE
Aptim Environmental and Infrastructure LLC	-	OBE
BC2 Environmental, LLC	-	OBE
Belshire Environmental Services, Inc.	F/C	WBE
Beyaz & Patel, Inc.	M/SAA	MBE
Black & Veatch Corporation	-	OBE
Blaine Tech Services	F/C	WBE
Brenda A. Palmer Consulting	F/C	WBE
Bubel Consulting, LLC	F/C	WBE, SBE, EBE, DVBE,
California Watershed Engineering	M / HA	MBE, SBE
Calvada Surveying, Inc.	M/HA	MBE, SBE, EBE, DVBE
Colbert Environmental Group	F / AA	MBE/WBE, SBE, EBE
C2PM	F/APA	MBE/WBE, SBE, EBE
Craftwater Engineering, Inc.	-	SBE, EBE, DVBE
D'Leon Consulting	-	OBE
Dabri, Inc.	F/SAA	MBE/WBE, SBE, EBE
DRP Engineering, Inc.	M/APA	MBE, SBE, EBE
E. Tseng & Associates	-	SBE, EBE
E.W. Moon, Inc.	M/AA	MBE, SBE, EBE
Flow Science Incorporated	-	OBE
Geo-Logic Associates	-	OBE
GEOVision Inc.	-	SBE, EBE
Getter Engineering, Inc. dba ProjectLine Technical Services	F/APA	MBE/WBE, SBE, EBE
GlobalASR Consulting, Inc.	M / APA	MBE
Guida Surveying, Inc.	F / C	WBE
H&P Mobile Geochemistry, Inc.	F/C	WBE
HF&H Consultants, LLC	-	OBE
Innovative Construction Solutions, Inc.	-	OBE
Integrated Engineering Management dba IEM	F/C	WBE, SBE, EBE
Katherine Padilla & Associates, Inc.	-	OBE
Lazar Translating & Interpreting	F / C	WBE, SBE, EBE
Leland Saylor & Associates, Inc.	-	DVBE
MARRS Services, Inc.	F/APA	MBE/WBE

BUREAU OF SANITATION
BUREAU OF CONTRACT ADMINISTRATION
JOINT BOARD REPORT NO. 1
MARCH 13, 2024

PAGE 31

Kleinfelder, Inc. (OBE)		
Media Beef, Inc.	-	OBE
Michael Baker International, Inc.	-	OBE
Mundo Environmental, Inc.	M/HA	MBE
National Safety Services Inc.	-	OBE
NBA Engineering, Inc.	F / C	WBE, SBE, EBE
Northwest Hydraulic Consultants (NHC)	-	OBE
NRC Environmental Services, Inc., a US Ecology Company	-	OBE
Pacific Advanced Civil Engineering, Inc.	-	OBE
Placeworks, Inc.	-	OBE
Project Partners, Inc.	-	OBE
Puzzullo Consulting	-	OBE
Redzone Robotics, Inc.	-	OBE
SCI Consulting Group	-	OBE
Synergy Traffic Control, Inc.	-	DVBE, SBE
The Morcos Group, Inc.	F/C	WBE, SBE, EBE
The Walking Man, Inc.	-	OBE
ToxRisk Consulting, LLC	-	OBE
Trussell Technologies, Inc.	-	OBE
V&A Consulting Engineers, Inc.	F/C	WBE
Value Management Strategies, Inc.	-	OBE
Wagner Engineering & Survey, Inc.	F/C	SBE, EBE, WBE
Watearth, Inc.	F/C	WBE, SBE, EBE, LGBTBE
Weck Analytical Environmental Services, Inc. dba Weck Laboratories, Inc.	M/HA	MBE
Yorke Engineering, LLC	F/C	WBE, SBE

(Continued on next page)

BUREAU OF SANITATION
BUREAU OF CONTRACT ADMINISTRATION
JOINT BOARD REPORT NO. 1
MARCH 13, 2024

PAGE 32

Larry Walker Associates Inc. (WBE)		
Potential Subconsultants	Gender/ Ethnicity	MBE/WBE/SBE/ EBE/DVBE/OBE
ADvTech Environmental	M/APA	MBE, SBE, EBE
AESCO	-	OBE
Aquatic Bioassay and Consulting	-	OBE
Beyaz & Patel, Inc.	M/SAA	MBE
Blaine Tech Services	F/C	WBE
Brenda A Palmer Consulting	F/C	WBE
Bubel Consulting, LLC	F/C	WBE, SBE, EBE, DVBE
Carollo Engineers, Inc.	-	OBE
Casamar Group, LLC	M/HA	MBE, SBE, EBE, DVBE
Catalyst Environmental Solutions Corporation	-	SBE, EBE
CDM Smith	-	OBE
Clean Lakes, Inc.	-	SBE, EBE
The Converse Professional Group (dba Converse Consultants)	M/APA	MBE, SBE
Craftwater Engineering, Inc.	-	SBE, EBE, DVBE
CWE	M/HA	MBE, SBE
David Keith Todd Consulting Engineers (Todd Groundwater)	F/C	WBE, SBE
Downey Brand	-	OBE
DRP Engineering, Inc.	M/APA	MBE, SBE, EBE
EMSL Analytical, Inc. (LA Testing)	-	OBE
Enthalpy Analytical	-	OBE
FMF Pandion	M/NA	MBE, SBE, EBE, DVBE
Fusco Engineering	-	OBE
GeoSyntec Consultants, Inc.	-	OBE
Global Urban Strategies, Inc.	-	SBE, EBE, DVBE
Grades of Green	-	OBE
Great Lakes Environmental Center, Inc.	-	OBE
GSI Water Solutions	-	OBE
Hazen and Sawyer	-	OBE
Herrera Environmental Consultants, Inc.	-	OBE
Integrated Engineering Management dba IEM	F/C	WBE, SBE, EBE
Jacobs Engineering Group, Inc.	-	OBE
John L Hunter & Associates	-	OBE
Kinnetic Environmental, Inc.	-	SBE
MapVision Technologies, Inc.	M/APA	MBE, SBE, EBE
MBC Aquatic Sciences	-	SBE, EBE
Mikhail Ogawa Engineering, Inc.	M/APA	MBE, SBE, EBE
The Morcos Group	F/C	WBE, SBE, EBE
Murakawa Communications, Inc.	F/APA	MBE, WBE, SBE, EBE

BUREAU OF SANITATION
BUREAU OF CONTRACT ADMINISTRATION
JOINT BOARD REPORT NO. 1
MARCH 13, 2024

PAGE 33

Larry Walker Associates Inc. (WBE)		
Ninyo & Moore Geotechnical & Environmental Sciences Consultants	M/HA	MBE
Nobel Environmental	-	OBE
NUVIS	M/HA	MBE
Pacific EcoRisk, Inc.	-	SBE
Paradigm Environmental	-	SBE, EBE
Physis Environmental Laboratories, Inc.	-	OBE
Project Partners, Inc.	-	OBE
Ramboll US Consulting, Inc.	-	OBE
Rincon Consultants	-	OBE
S Groner Associates	-	SBE, EBE
Soller Environmental, LLC	-	OBE
Southern California Coastal Water Research Project	-	OBE
Stantec Consulting Services, Inc.	-	OBE
The Pond Company, Inc.	-	SBE, EBE
Trussell Technologies, Inc.	-	OBE
Weck Analytical Environmental Services, Inc. dba Weck Laboratories, Inc.	M/HA	MBE
Weston Solutions, Inc.	-	OBE
Will Lewis Consulting, Inc.	-	OBE
Windward Environmental	-	OBE
WSP USA, Inc.	-	OBE
Yorke Engineering, LLC	F/C	WBE, SBE

(Continued on next page)

BUREAU OF SANITATION
BUREAU OF CONTRACT ADMINISTRATION
JOINT BOARD REPORT NO. 1
MARCH 13, 2024

PAGE 34

MARRS Services, Inc. (MBE/WBE)		
Potential Subconsultants	Gender/ Ethnicity	MBE/WBE/SBE/ EBE/DVBE/OBE
Antonio Acoustics	M/HA	MBE, SBE
Applied Earthworks Inc.	-	SBE
Beyaz & Patel	M/SAA	MBE
Brenda A Palmer Consulting	F/C	WBE
Bubel Consulting, LLC	F/C	WBE, SBE, EBE, DVBE
Casamar Group, LLC	M/HA	MBE, SBE, EBE, DVBE
Coast Surveying Inc.	M/HA	MBE, SBE, EBE
Cogstone Resource Management Inc.	F/C	MBE/WBE
The Converse Professional Group (dba Converse Consultants)	M/APA	MBE, SBE
CWE	M/HA	MBE, SBE
Diaz Yourman & Associates	M/HA	MBE, SBE, EBE
Elcon Associates Inc.	M/APA	MBE
Fracison Consulting Inc.	M/HA	MBE, SBE, EBE
Greeley and Hansen LLC	-	OBE
Gruen Associates	M/APA	MBE
Hazen & Sawyer	-	OBE
HF&H Consultants LLC	-	SBE
Integrated Engineering Management dba IEM	F/C	WBE, SBE, EBE
Impact Sciences, Inc.	F/C	WBE, SBE, EBE
McCormick-Busse, Inc. dba MBI Media	F/C	WBE, SBE, EBE
McMillen Jacobs Associates	-	OBE
Ninyo & Moore Geotechnical & Environmental Sciences Consultants	M/HA	MBE
Physis Environmental Laboratories, Inc.	-	OBE
Project Partners, Inc.	-	OBE
Raftelis	-	OBE
SoCal Stormwater Runoff Solutions Services Inc.	-	SBE, EBE
UltraSystems Environmental Inc.	F/C	WBE, SBE, EBE
V&A Consulting Engineers, Inc.	F/C	WBE
VCA Engineering	M/APA	MBE, SBE
Watearth, Inc.	F/C	WBE, SBE, EBE, LGBTBE

BUREAU OF SANITATION
BUREAU OF CONTRACT ADMINISTRATION
JOINT BOARD REPORT NO. 1
MARCH 13, 2024

PAGE 35

Michael Baker International, Inc. (OBE)		
Potential Subconsultants	Gender/ Ethnicity	MBE/WBE/SBE/ EBE/DVBE/OBE
AESCO	-	OBE
American Environmental Testing Laboratory, LLC	-	SBE, EBE
American Scientific Laboratories, LLC	-	SBE, EBE
Brenda A Palmer Consulting	F/C	WBE
Bubel Consulting, LLC	F/C	WBE, SBE, EBE, DVBE
The Converse Professional Group (dba Converse Consultants)	M/APA	MBE, SBE
Craftwater Engineering, Inc.	-	SBE, EBE, DVBE
Dabri, Inc.	F/SAA	MBE/WBE, SBE, EBE
E.W. Moon, Inc.	M/AA	MBE, SBE, EBE
FMF Pandion	M/NA	MBE, SBE, EBE, DVBE
Impact Sciences	F/C	WBE, SBE, EBE
Leland Saylor & Associates, Inc.	-	DVBE
MARRS Services, Inc.	F/APA	MBE/WBE
McCormick-Busse, Inc. dba MBI Media	F/C	WBE, SBE, EBE
The Morcos Group, Inc.	F/C	WBE, SBE, EBE
Ninyo & Moore Geotechnical & Environmental Sciences Consultants	M/HA	MBE
Physis Environmental Laboratories, Inc.	-	OBE
The Pond Company, Inc.	-	SBE, EBE
Trussell Technologies, Inc.	-	OBE
UltraSystems Environmental Incorporated	F/C	WBE, SBE, EBE
Watearth, Inc.	F/C	WBE, SBE, EBE, LGBTBE
Yorke Engineering, LLC	F/C	WBE, SBE

(Continued on next page)

BUREAU OF SANITATION
BUREAU OF CONTRACT ADMINISTRATION
JOINT BOARD REPORT NO. 1
MARCH 13, 2024

PAGE 36

Paradigm Environmental (SBE/EBE)		
Potential Subconsultants	Gender/ Ethnicity	MBE/WBE/SBE/ EBE/DVBE/OBE
American Environmental Testing Laboratory, LLC	-	SBE, EBE
American Scientific Laboratories LLC	-	SBE, SBE
Beyaz & Patel	M/SAA	MBE
Brenda A Palmer Consulting	F/C	WBE, SBE, EBE
Brown and Caldwell	-	OBE
Bubel Consulting	F/C	WBE, SBE, EBE, DVBE
C2PM	F/APA	MBE/WBE, SBE, EBE
CDM Smith	-	OBE
The Converse Professional Group (dba Converse Consultants)	M/APA	MBE, SBE
Cordoba Corporation	M/HA	MBE
Craftwater Engineering Inc.	-	SBE, EBE, DVBE
CWE	M/HA	MBE, SBE
DRP Engineering	M/APA	MBE, SBE, EBE
FMF Pandion	M/NA	MBE, SBE, EBE, DVBE
Great Lake Environmental Center Inc.	-	OBE
Greenprint Partners	-	OBE
Hazen & Sawyer	-	OBE
Herrera Environmental Consultants, Inc.	-	OBE
Jacobs	-	OBE
John L. Hunter & Associates	-	OBE
Kinnetic Environmental	-	SBE
Kleinfelder, Inc.	-	OBE
Larry Walker Associates	F/C	WBE
Lotus Water Engineering (Sustainable Watershed Designs Inc.)	-	SBE, EBE
MBC Aquatic Sciences	-	SBE, EBE
Michael Baker International, Inc.	-	OBE
Mikhail Ogawa Engineering	M/APA	MBE, SBE, EBE
Ninyo & Moore Geotechnical & Environmental Sciences Consultants	M/HA	MBE
Physis Environmental	-	SBE, EBE
Project Partners, Inc.	-	OBE
Psomas	-	OBE
Southern California Coastal Water Research Project	-	OBE
S. Groner Associates, Inc.	-	SBE, EBE
Soller Environmental LLC	-	OBE
Stantec Consulting Services Inc.	-	OBE
TRC Solutions Inc.	-	OBE
UltraSystems	F/C	WBE, SBE, EBE
WSP USA Inc.	-	OBE
Yorke Engineering	F/C	WBE, SBE

BUREAU OF SANITATION
BUREAU OF CONTRACT ADMINISTRATION
JOINT BOARD REPORT NO. 1
MARCH 13, 2024

PAGE 37

Parsons Transportation Group, Inc. (OBE)		
Potential Subconsultants	Gender/ Ethnicity	MBE/WBE/SBE/ EBE/DVBE/OBE
AE Tech LLC	-	SBE, EBE
American Environmental Testing Laboratory LLC	-	SBE, EBE
American Scientific Laboratories, LLC	-	SBE, EBE
ARB Electrical, Inc.	F/C	WBE
Beyaz & Patel, Inc.	M/SAA	MBE
BLP Engineers, Inc.	-	SBE, EBE
Brenda A. Palmer Consulting	F/C	WBE
Bubel Consulting, LLC	F/C	WBE, SBE, EBE, DVBE
C2PM	F/APA	MBE, WBE, SBE, EBE
Calvada Surveying, Inc.	M/HA	MBE, SBE, EBE, DVBE
CPM Construction, Inc. (CPMC)	M/SAA	MBE, SBE, EBE
Craftwater Engineering, Inc.	-	SBE, EBE, DVBE
CWE	M/HA	MBE, SBE
Dabri, Inc.	F/SAA	MBE/WBE, SBE, EBE
DDB Engineering, Inc.	F/C	WBE, SBE, EBE
DRP Engineering, Inc.	M/APA	MBE, SBE, EBE
E.W. Moon, Inc.	M/AA	MBE, SBE, EBE
FMF Pandion	M/NA	MBE, SBE, EBE, DVBE
Fusco Engineering	-	OBE
GEI Consultants, Inc.	-	OBE
Geo-Advantec	-	SBE, EBE
Getter Engineering, Inc. dba ProjectLine Technical Services	F/APA	MBE/WBE, SBE, EBE
HF&H Consultants, LLC	-	OBE
Integrated Engineering Management dba IEM	F/C	WBE, SBE, EBE
Katz and Associates	F/C	WBE/SBE
Lee & Ro, Inc.	M/APA	MBE
MARRS Services, Inc.	F/APA	MBE/WBE
Miron Electric Construction Corp	-	SBE, EBE
Ninyo & Moore Geotechnical & Environmental Sciences Consultants	M/HA	MBE
Northwest Hydraulic Consultants (NHC)	-	OBE
OCMI, Inc.	-	DVBE
Pamela Burton & Company	-	SBE, EBE
Paul Hansen Engineering, LLC	-	SBE, EBE
Physis Environmental Laboratories, Inc.	-	OBE
Project Finance Advisory Limited	F/C	WBE, SBE, EBE

BUREAU OF SANITATION
BUREAU OF CONTRACT ADMINISTRATION
JOINT BOARD REPORT NO. 1
MARCH 13, 2024

PAGE 38

Parsons Transportation Group, Inc. (OBE)		
Project Partners, Inc.	-	OBE
Reliable Monitoring Services	M/HA	MBE, SBE, DVBE
SHA Analytics, LLC	F/C	WBE, SBE, EBE
SoCal Stormwater Runoff Solutions Services, Inc.	-	SBE, EBE
Sustainable Watershed Designs, Inc.	-	SBE, EBE
The Converse Professional Group (dba Converse Consultants)	M/APA	MBE, SBE
The Morcos Group	F/C	WBE, SBE, EBE
The Pond Company, Inc.	-	SBE, EBE
Vanir Construction Management, Inc.	F/HA	MBE, WBE
Watearth, Inc.	F/C	WBE, SBE, EBE, LGBTBE
Yorke Engineering, LLC	F/C	WBE, SBE

(Continued on next page)

BUREAU OF SANITATION
BUREAU OF CONTRACT ADMINISTRATION
JOINT BOARD REPORT NO. 1
MARCH 13, 2024

PAGE 39

Psomas (OBE)		
Potential Subconsultants	Gender/ Ethnicity	MBE/WBE/SBE/ EBE/DVBE/OBE
American Environmental Testing Laboratory, LLC	-	SBE, EBE
American Scientific Laboratories, LLC	-	SBE, EBE
Beyaz & Patel, Inc.	M/SAA	MBE
Brenda A. Palmer Consulting	F/C	WBE
Bubel Consulting, LLC	F/C	WBE, SBE, EBE, DVBE
Casamar Group, LLC	M/HA	MBE, SBE, EBE, DVBE
The Converse Professional Group (dba Converse Consultants)	M/APA	MBE, SBE
C2PM	F/APA	MBE/WBE, SBE, EBE
Craftwater Engineering, Inc.		SBE, EBE, DVBE
CWE	M/HA	SBE, MBE
Dabri, Inc.	F/SAA	MBE/WBE, SBE, EBE
FMF Pandion	M/NA	MBE, SBE, EBE, DVBE
HF&H Consultants, LLC	-	OBE
Lee & Ro, Inc.	M/APA	MBE, SBE
MBC Aquatic Sciences	-	SBE, EBE
Physis Environmental Laboratories, Inc.	-	OBE
Project Partners, Inc.	-	OBE
ReCREATE Waste Collaborative, LLC	-	SBE, EBE
True Synergy, Inc.	F / AA	MBE/WBE, SBE, EBE
Watearth, Inc.	F/C	WBE, SBE, EBE, LGBTBE

(Continued on next page)

BUREAU OF SANITATION
BUREAU OF CONTRACT ADMINISTRATION
JOINT BOARD REPORT NO. 1
MARCH 13, 2024

PAGE 40

Stantec Consulting Services, Inc. (OBE)		
Potential Subconsultants	Gender/ Ethnicity	MBE/WBE/SBE/ EBE/DVBE/OBE
9D Analytics, LLC	-	SBE, EBE
Advanced Technology Laboratories (ATL)	M/HA	MBE, SBE, EBE
AET Lab (American Environmental Testing Laboratory, LLC)	-	SBE, EBE
American Scientific Laboratories, LLC	-	SBE, EBE
Belshire Environmental Services, Inc.	F/C	WBE
Beyaz & Patel, Inc.	M/SAA	MBE
Blaine Tech Services	F/C	WBE
Brenda A Palmer Consulting	F/C	WBE
Bubel Consulting, LLC	F/C	WBE, SBE, EBE, DVBE
Calvada Surveying, Inc.	M/HA	MBE, SBE, EBE, DVBE
Carollo Engineers, Inc.	-	OBE
The Converse Professional Group (dba Converse Consultants)	M/APA	MBE, SBE
C2PM	F/APA	MBE/WBE, SBE, EBE
Cordoba Corporation	M/HA	MBE
Council for Watershed Health	-	OBE
CPM Construction, Inc. (CPMC)	M/SAA	MBE, SBE, EBE
Craftwater Engineering, Inc.	-	SBE, EBE, DVBE
CWE	M/HA	MBE, SBE
Cyrous Gilani, Cyrous and Associates	-	OBE
Dabri, Inc.	F/SAA	MBE/WBE, SBE, EBE
DDB Engineering, Inc.	F/C	WBE, SBE, EBE
DHI Water and Environment, Inc.	-	OBE
Diaz Consultants, Inc. (Diaz Yourman & Associates)	M/HA	MBE, SBE, EBE
DRP Engineering, Inc.	M/APA	MBE, SBE, EBE
EMSL Analytical, Inc. (LA Testing)	-	OBE
Engineering & Environmental Construction, Inc.	-	SBE
FMF Pandion	M/NA	MBE, SBE, EBE, DVBE
GeoSyntec Consultants, Inc.	-	OBE
GHD Inc.	-	OBE
H & P Mobile Geochemistry, Inc.	F/C	WBE
Impact Infrastructure, Inc. (Autocase Economic Advisory)	-	OBE
Integrated Engineering Management dba IEM	F/C	WBE, SBE, EBE
Katz and Associates	F/C	WBE, SBE
Larry Walker Associates, Inc.	F/C	WBE
Lee & Ro, Inc.	M/APA	MBE
M2 Resource Consulting, Inc.	F/C	WBE
MapVision Technologies, Inc.	M/APA	MBE, SBE, EBE

BUREAU OF SANITATION
BUREAU OF CONTRACT ADMINISTRATION
JOINT BOARD REPORT NO. 1
MARCH 13, 2024

PAGE 41

Stantec Consulting Services, Inc. (OBE)		
MARRS Services, Inc.	F/APA	MBE/WBE
McCormick-Busse, Inc. dba MBI Media	F/C	WBE, SBE, EBE
MLA Green, Inc. (Studio MLA)	F/HA	WBE, SBE
The Morcos Group, Inc.	F/C	WBE, SBE, EBE
Mundo Environmental, Inc.	M/HA	MBE
Ninyo & Moore Geotechnical & Environmental Sciences Consultants	M/HA	MBE
Northwest Hydraulic Consultants (NHC)	-	OBE
Paradigm Environmental	-	SBE, EBE
Paul Hansen Engineering, LLC	-	SBE, EBE
Physis Environmental Laboratories, Inc.	-	OBE
PMCS Group, Inc.	-	OBE
Project Partners, Inc.	-	OBE
SGA Marketing	-	OBE
Surveying & Drafting Services, Inc.	-	OBE
Trussell Technologies, Inc.	-	OBE
V&A Consulting Engineers, Inc.	F/C	WBE

(Continued on next page)

BUREAU OF SANITATION
BUREAU OF CONTRACT ADMINISTRATION
JOINT BOARD REPORT NO. 1
MARCH 13, 2024

PAGE 42

Tetra Tech, Inc. (OBE)		
Potential Subconsultants	Gender/ Ethnicity	MBE/WBE/SBE/ EBE/DVBE/OBE
AccuLabs Environmental LLC	-	SBE, EBE
Alta Planning and Design	-	OBE
American Environmental Testing Laboratory, LLC	-	SBE, EBE
American Scientific Laboratories LLC	-	SBE, EBE
Aptim Environmental & Infrastructure LLC	-	OBE
Brenda A Palmer Consulting	F/C	WBE
Bubel Consulting LLC	F/C	WBE, SBE, EBE, DVBE
C Below	-	OBE
C2PM	F/APA	MBE/WBE, SBE, EBE
California Product Stewardship Council (CPSC)	-	OBE
Calvada Surveying Inc.	M/HA	MBE/SBE, EBE, DVBE
Cascadia Consulting Group Inc.	F/C	WBE
The Converse Professional Group (dba Converse Consultants)	M/APA	MBE, SBE
Council for Watershed Health	-	OBE
Craftwater Engineering Inc. (CEI)	-	SBE, EBE, DVBE
Dabri, Inc.	F/SAA	MBE/WBE, SBE, EBE
Diaz Consultants Inc. (dba Diaz Yourman & Associates)	M/HA	MBE, SBE, EBE
DRP Engineering, Inc.	M/APA	MBE, SBE, EBE
E. Tseng and Associates	M/APA	MBE, SBE, EBE
E.W. Moon, Inc.	M/AA	MBE, SBE, EBE
E2 Consulting Engineers Inc.	M/APA	MBE
ETR Consultants LLC	F/AA	MBE/WBE
FMF Pandion	M/NA	MBE, SBE, EBE, DVBE
HF&H Consultants LLC	-	SBE
Integrated Engineering Management dba IEM	F/C	WBE, SBE, EBE
Integrated Waste Management Consulting LLC	-	OBE
J.R. Miller & Associates	-	OBE
Leland Saylor & Associates, Inc.	-	DVBE
Mariposa Eco Consulting Inc.	F/HA	MBE, WBE, SBE
MARRS Services Inc.	F/APA	MBE/WBE
McCormick-Busse, Inc. dba MBI Media	F/C	WBE, SBE, EBE
Montrose Environmental Group Inc.	-	OBE
Murakawa Communications	F/APA	MBE/WBE, SBE, EBE
National Stewardship Action Council (CSAC)	-	OBE
Ninyo & Moore Geotechnical & Environmental Sciences Consultants	M/HA	MBE
Not So Square Design LLC	F/C	WBE
Physis Environmental Laboratories, Inc.	-	OBE

BUREAU OF SANITATION
BUREAU OF CONTRACT ADMINISTRATION
JOINT BOARD REPORT NO. 1
MARCH 13, 2024

PAGE 43

Tetra Tech, Inc. (OBE)		
Project Partners, Inc.	-	OBE
Getter Engineering, Inc. dba ProjectLine Technical Services	F/APA	MBE/WBE, SBE, EBE
Rattfelis	-	OBE
ReCREATE Waste Collaborative, LLC	-	SBE, EBE
Ross Infrastructure Development LLC	-	SBE, EBE, DVBE
Stillwater Ecosystem, Watershed, and Riverine Sciences dba Stillwater Sciences	F/C	WBE, SBE
Sustainable Generation	-	OBE
Sustainable Landesign	M/HA	MBE, SBE, EBE
The Morcos Group	F/C	WBE, SBE, EBE
UltraSystems Environmental Inc.	F/C	WBE, SBE, EBE
Watearth, Inc.	F/C	WBE, SBE, EBE, LGBTBE

(Continued on next page)

BUREAU OF SANITATION
BUREAU OF CONTRACT ADMINISTRATION
JOINT BOARD REPORT NO. 1
MARCH 13, 2024

PAGE 44

TRC Solutions, Inc. (OBE)		
Potential Subconsultants	Gender/ Ethnicity	MBE/WBE/SBE/ EBE/DVBE/OBE
ADS Environmental Services	-	OBE
Advanced Technology Laboratories (ATL)	M/HA	MBE, SBE, EBE
American Environmental Testing Laboratory, LLC	-	SBE, EBE
American Integrated Services, Inc.	M/HA	MBE
American Scientific Laboratories, LLC	-	SBE, EBE
Analytical Services, Inc.	-	OBE
Aptim Environmental and Infrastructure LLC	-	OBE
Aquatic Bioassay and Consulting	-	OBE
American Traffic Barricade & Safety	-	DVBE
B & D Construction	-	OBE
BCS of North Florida, Inc.	-	OBE
Bowman	-	OBE
Brenda A. Palmer Consulting	F/C	WBE
Bubel Consulting, LLC	F/C	WBE, SBE, EBE, DVBE
C2PM	F/APA	MBE/WBE, SBE, EBE
Calvada Surveying, Inc.	M/HA	MBE, SBE, EBE, DVBE
Communications Lab	F/HA	MBE, WBE, SBE, EBE
CWE	M/HA	MBE, SBE
Dabri, Inc.	F/SAA	MBE/WBE, SBE, EBE
Dancing Coyote Environmental, Inc.	F/C	WBE
Diaz Consultants, Inc. dba Diaz Yourman & Associates	M/HA	MBE, SBE, EBE
DRP Engineering, Inc.	M/APA	MBE, SBE, EBE
Duke Cultural Resources Management	M/HA	MBE, SBE, EBE
Eberline Analytical/Oakridge Lab	-	OBE
Emax	-	OBE
EMSL Analytical, Inc. dba LA Testing	-	OBE
Engineering & Environmental Construction, Inc.	-	SBE
Enthalpy Analytical	-	OBE
Eurofins	-	OBE
FMF Pandion	M/NA	MBE, SBE, EBE, DVBE
G2 Construction	M/HA	MBE, SBE, EBE
GCAP Services, Inc.	M H/A	MBE, SBE, EBE
H&P Mobile Geochemistry, Inc.	F/C	WBE
Haley and Aldrich	-	OBE
HF&H Consultants, LLC	-	OBE
ICI Engineers, Inc.	M/APA	MBE
Innovative Construction Solutions, Inc.	-	OBE

BUREAU OF SANITATION
BUREAU OF CONTRACT ADMINISTRATION
JOINT BOARD REPORT NO. 1
MARCH 13, 2024

PAGE 45

TRC Solutions, Inc. (OBE)		
Integrated Demolition and Remediation	M/APA	MBE
Lee Andrews Group, Inc.	F/HA	MBE/WBE, SBE, EBE
MARRS Services, Inc.	W/APA	MBE/WBE
MBC Aquatic Sciences	-	SBE, EBE
McCormick-Busse, Inc. dba MBI Media	F/C	WBE, SBE, EBE
MS Hatch	F/W	WBE
Mundo Environmental, Inc.	M/HA	MBE
N2W Engineering, Inc.	-	SBE, EBE
Ninyo & Moore Geotechnical & Environmental Sciences Consultants	M/HA	MBE
NRC Environmental Services, Inc., a US Ecology Company	-	OBE
OFRS, Inc.	-	SBE
P2S	-	OBE
Pace Analytical Services, LLC	-	OBE
Pacific Advanced Civil Engineering, Inc.	-	OBE
Paradigm Environmental	-	SBE, EBE
Physis Environmental Laboratories, Inc.	-	OBE
Spectrum Environmental Services, Inc. dba Spectrum Geophysics	-	SBE, EBE
Stillwater Ecosystem, Watershed, and Riverine Sciences dba Stillwater Sciences	F/C	WBE, SBE
Stone Bear Environmental	-	OBE
Surf 2 Snow	-	OBE
Tait Environmental	-	OBE
The Converse Professional Group (dba Converse Consultants)	M/APA	MBE, SBE
The Morcos Group, Inc.	F/C	WBE, SBE, EBE
The Sierra Group	-	OBE
Viergever & Associates	-	OBE
Watearth, Inc.	F/C	WBE, SBE, EBE, LGBTBE
Weck Analytical Environmental Services, Inc. dba Weck Laboratories, Inc.	M/HA	MBE
World Language Communication, Inc.	-	SBE, EBE
Yorke Engineering, LLC	F/C	WBE, SBE

BUREAU OF SANITATION
BUREAU OF CONTRACT ADMINISTRATION
JOINT BOARD REPORT NO. 1
MARCH 13, 2024

PAGE 46

Woodard & Curran, Inc. (OBE)		
Potential Subconsultants	Gender/ Ethnicity	MBE/WBE/SBE/ EBE/DVBE/OBE
AESCO, Inc.	-	OBE
Alliance Outreach, LLC	F/C	WBE, SBE, EBE
American Environmental Testing Laboratory, LLC	-	SBE, EBE
American Scientific Laboratories, LLC	-	SBE, EBE
Brenda A. Palmer Consulting (BAP Consulting)	F/C	WBE
Bubel Consulting, LLC	F/C	WBE, SBE, EBE, DVBE,
C2PM	W/APA	MBE/WBE, SBE, EBE
The Converse Professional Group (dba Converse Consultants)	M/APA	MBE, SBE
Craftwater Engineering, Inc.	-	SBE, EBE, DVBE
CWE	M/HA	MBE, SBE
Dabri, Inc.	F/SAA	MBE/WBE, SBE, EBE
DRP Engineering, Inc.	M/APA	MBE, SBE, EBE
Greeley and Hansen, LLC	-	OBE
Hazen & Sawyer	-	OBE
Hernandez, Kroone & Associates (HKA)	F/C	WBE, SBE, EBE
Lee + Ro, Inc.	M/APA	MBE, SBE
Leland Saylor & Associates, Inc.	-	DVBE
MARRS Services, Inc.	F/APA	MBE /WBE
Pamela Burton & Company	F/C	WBE, SBE, EBE
Raftelis Financial Consultants, Inc.	-	OBE
Richard Slade and Associates	-	OBE
S. Groner Associates, Inc.	-	SBE, EBE
Sapphos Environmental, Inc.	F/HA	MBE, WBE, SBE
Trussell Technologies, Inc.	-	OBE
Veritas Language Services, LLC	-	OBE
Watearth, Inc.	F/C	WBE, SBE, EBE, LGBTBE

(Continued on next page)

BUREAU OF SANITATION
BUREAU OF CONTRACT ADMINISTRATION
JOINT BOARD REPORT NO. 1
MARCH 13, 2024

PAGE 47

WSP USA, Inc. (OBE)		
Potential Subconsultants	Gender/ Ethnicity	MBE/WBE/SBE/ EBE/DVBE/OBE
Alta Environmental, LP dba NV5, Inc.	-	OBE
Aptim Environmental and Infrastructure LLC	-	OBE
Barrantes Enterprises, Inc. (The Sierra Group Public Relations)	F/HA	MBE, WBE
Brenda A Palmer Consulting	F/C	WBE
Bubel Consulting, LLC	F/C	WBE, SBE, EBE, DVBE
The Converse Professional Group (dba Converse Consultants)	M/APA	MBE, SBE
CWE	M/HA	MBE, SBE
DRP Engineering, Inc.	M/APA	MBE, SBE, EBE
Pacific Advanced Civil Engineering, Inc.	-	OBE
Paradigm Environmental	-	SBE, EBE
Physis Environmental Laboratories, Inc.	-	OBE
Project Finance Advisory Limited	F/C	WBE, SBE, EBE
Sapphos Environmental, Inc.	F/HA	MBE, WBE, SBE
Trussell Technologies, Inc.	-	OBE

The certifications listed in the above tables were verified by LASAN on February 1, 2024.

Notification of Intent to Contract

The Notification of Intent to Contract (NOI) was filed with the Office of the City Administrative Officer (CAO) Clearinghouse on January 29, 2020.

Charter Section 1022

The CAO issued the 1022 determination report on April 7, 2020, and determined that there was an insufficient number of City staff to perform the work proposed to be contracted.

Approved as to Form

The proposed contracts have been approved as to form by the Office of the City Attorney.

(Continued on next page)

Other City Policies and Requirements

AECOM Technical Services, Inc., ALISTO Engineering Group Inc., APTIM Environmental & Infrastructure, LLC, ARCADIS U.S., Inc., Atkins North America, Inc., Brown and Caldwell, Inc., Burns & McDonnell, Carollo Engineers, Inc., CDM Smith, Inc., Cordoba Corporation, CWE, D R Consultants and Designers, Inc., enfoTech & Consulting Inc., FMF Pandion, Geosyntec Consultants Inc., GHD Inc., Hazen and Sawyer, HDR Engineering, Inc., Jacobs, Kleinfelder, Inc., Larry Walker Associates Inc., MARRS Services, Inc., Michael Baker International, Inc., Paradigm Environmental, Parsons Transportation Group, Inc., Psomas, Stantec Consulting Services, Inc., Tetra Tech, Inc., TRC Solutions, Inc., Woodard & Curran, Inc., and WSP USA, Inc. shall comply with all City requirements, including:

- Non-Discrimination/Equal Employment Practices/Affirmative Action
- Living Wage and Worker Retention Ordinances
- Equal Benefits Ordinance
- Business Tax Registration Certificate
- Child Support Obligations Ordinance
- Insurance and Performance Bond Requirements
- Slavery Disclosure and Disclosure of Border Wall Contracting Ordinances
- Americans with Disabilities Act
- Municipal Lobbying Ordinance
- Los Angeles Residence Information
- City of Los Angeles Contract History
- Non-Collusion Affidavit
- First Source Hiring Ordinance
- Contractor Bidder Campaign Contribution and Fundraising Restrictions
- Iran Contracting Act of 2010
- City Contractors' Use of Criminal History for Consideration of Employment Applications Ordinance
- COVID-19 Requirements
- Contractor Data Reporting

Contractor Responsibility Ordinance

All contractors participating in this program are subject to compliance with the requirements specified in the City of Los Angeles's Contractor Responsibility Ordinance #173677, [Article 14, Chapter 1, Division 10, L.A.C.C.]. Failure to comply with the requirements specified in this ordinance will render the bidder's contract subject to termination pursuant to the conditions expressed therein.

Contractor Performance Evaluation

In accordance with Article 13, Chapter 1, Division 10 of the City of Los Angeles Administrative Code, the appropriate City personnel responsible for quality control of this personal services contract shall submit Contractor Performance Evaluation Reports to the Bureau of Contract Administration upon completion of this contract.

BUREAU OF SANITATION
BUREAU OF CONTRACT ADMINISTRATION
JOINT BOARD REPORT NO. 1
MARCH 13, 2024

PAGE 49

Headquarters Address and Workforce Information

The headquarters and employee data of each consultant firm (listed alphabetically) is as follows:

	Consultant Firm and Headquarters Address	Total No. of Employees in Firm	No. of Employees who are LA Residents	% of Employees who are LA Residents
1	AECOM Technical Services, Inc. 300 South Grand Ave. Los Angeles, CA 90071	15,224	59	0.3
2	ALISTO Engineering Group Inc. 2737 North Main Street, Suite 200 Walnut Creek, CA 94597	100	2	2.0
3	APTIM Environmental & Infrastructure, LLC 1200 Brickyard Lane, Suite 202 Baton Rouge , LA 70802	4,400	4	0.09
4	ARCADIS U.S., Inc. 630 Plaza Drive, Suite 200 Highlands Ranch, CO 80129	5,477	17	0.3
5	Atkins North America, Inc. 4030 West Boy Scout Boulevard, Suite 700 Tampa, Florida 33607	3,300	36	1.09
6	Brown and Caldwell, Inc. 201 North Civic Drive, Suite 300 Walnut Creek, CA 94596	1,994	6	0.30
7	Burns & McDonnell Engineering Company, Inc. 9400 Ward Parkway Kansas City, MO 64114	9,743	10	0.10
8	Carollo Engineers, Inc. 2795 Mitchell Drive Walnut Creek, CA 94598	1,357	7	0.5
9	CDM Smith, Inc. 75 State Street, Suite 701 Boston, MA 02109	5,423	45	0.8
10	Cordoba Corporation 1401 North Broadway Los Angeles, CA 90012	550	57	10.36
11	CWE 1561 E. Orangethorpe Avenue, Suite 240 Fullerton, California 92831	51	0	0
12	D R Consultants and Designers, Inc. 915 Wilshire Boulevard, 7th Floor Los Angeles, CA 90017	51	10	19.6

BUREAU OF SANITATION
BUREAU OF CONTRACT ADMINISTRATION
JOINT BOARD REPORT NO. 1
MARCH 13, 2024

PAGE 50

	Consultant Firm and Headquarters Address	Total No. of Employees in Firm	No. of Employees who are LA Residents	% of Employees who are LA Residents
13	enfoTech & Consulting Inc. 1368 How Lane North Brunswick, NJ 08902	42	0	0
14	FMF Pandion 2235 Encinitas Blvd, Suite 107 Encinitas, CA 92024	9	0	0
15	Geosyntec Consultants, Inc. 900 Broken Sound Pkwy, NW, Suite 200 Boca Raton, FL 33487	1928	13	0.67
16	GHD, Inc. 601 S. Figueroa, Suite 3575 Los Angeles, CA 90017	11,000	25	0.2
17	Hazen and Sawyer 498 Seventh Avenue, 11th Floor New York, NY 10018	1,476	6	0.4
18	HDR Engineering, Inc. 1917 South 67th Street Omaha, NE 68106	11,873	47	0.40
19	Jacobs 1999 Bryan Street, Suite 1200 Dallas, TX 75201	60,000	51	0.85
20	Kleinfelder, Inc. 770 First Avenue, Suite 400 San Diego, CA 92101	2892	2	1.35
21	Larry Walker Associates Inc. 1480 Drew Avenue, Suite 100 Davis, CA 95618	55	2	3.6
22	MARRS Services, Inc. 328 E Commonwealth Ave Fullerton, CA 92832	51	9	0.2
23	Michael Baker International, Inc. 801 South Grand Avenue, Suite 250 Los Angeles, CA 90017	3,659	9	0.2
24	Paradigm Environmental 9320 Chesapeake Drive, Suite 100 San Diego, CA 92123	2	0	0
25	Parsons Transportation Group, Inc. 100 West Walnut Street Pasadena, California 91124	2649	21	0.79

BUREAU OF SANITATION
BUREAU OF CONTRACT ADMINISTRATION
JOINT BOARD REPORT NO. 1
MARCH 13, 2024

PAGE 51

	Consultant Firm and Headquarters Address	Total No. of Employees in Firm	No. of Employees who are LA Residents	% of Employees who are LA Residents
26	Psomas 555 South Flower Street, Suite 4300 Los Angeles, CA 90071	745	52	0.1
27	Stantec Consulting Services, Inc. 300 N Lake Avenue, Suite 400 Pasadena, CA 91101	26,000	88	0.4
28	Tetra Tech, Inc. 3475 E. Foothill Boulevard Pasadena, CA 91107	21,490	88	0.4
29	TRC Solutions, Inc. 707 Wilshire Boulevard, Suite 3250 Los Angeles, CA 90017	6,654	26	0.39
30	Woodard & Curran, Inc. 41 Hutchins Drive Portland, ME 04102	1,257	8	.64
31	WSP USA, Inc. One Penn Plaza, 4th Floor New York, New York 10119	12,626	45	0.4

Contract Administration

Responsibility for the administration of this contract will be with the Administration Division (ADMN) of LASAN.

PROGRAM REVIEW BY DIRECTOR (PRD) APPROVAL

The approval to proceed with this RFQ was granted by PRD on September 24, 2020.

STATUS OF FINANCING

No funding is required at this time. Specific funding information will be provided at the time of approval of the Task Order Solicitations. The City's General Fund may be impacted when and if a Task Order Solicitation is issued for the Environmental Quality Program.

Funds and appropriations for future fiscal years are not yet identified and existing appropriations may change based on available cash balances. Therefore, funds and appropriations will be determined by the Director and General Manager of LASAN.

The contracts to be entered into with the selected consultants will not have a single, specific source of funds attached to it. Instead, funds will be identified by the Director of LASAN on a project-by-project basis from various sources at the time specific Task Order Solicitations are issued to the consultants.

BUREAU OF SANITATION
BUREAU OF CONTRACT ADMINISTRATION
JOINT BOARD REPORT NO. 1
MARCH 13, 2024

PAGE 52

FUTURE ACTIONS

Upon authorization by the Council and the Mayor, the Board will execute the contracts with the following consultants:

	Proposer
1	AECOM Technical Services, Inc.
2	ALISTO Engineering Group Inc.
3	APTIM Environmental & Infrastructure, LLC
4	ARCADIS U.S., Inc.
5	Atkins North America, Inc.
6	Brown and Caldwell, Inc.
7	Burns & McDonnell
8	Carollo Engineers, Inc.
9	CDM Smith, Inc.
10	Cordoba Corporation
11	CWE
12	D R Consultants and Designers, Inc.
13	enfoTech & Consulting, Inc.
14	FMF Pandion
15	Geosyntec Consultants, Inc.
16	GHD, Inc.
17	Hazen and Sawyer
18	HDR Engineering, Inc.
19	Jacobs
20	Kleinfelder, Inc.
21	Larry Walker Associates, Inc.
22	MARRS Services, Inc.
23	Michael Baker International, Inc.
24	Paradigm Environmental, Inc.
25	Parsons Transportation Group, Inc.
26	PSOMAS
27	Stantec Consulting Services, Inc.
28	Tetra Tech, Inc.
29	TRC Solutions, Inc.
30	Woodard & Curran, Inc.
31	WSP USA, Inc.

BUREAU OF SANITATION
BUREAU OF CONTRACT ADMINISTRATION
JOINT BOARD REPORT NO. 1
MARCH 13, 2024


PAGE 53

Respectfully submitted,



BARBARA ROMERO
Director and General Manager
Bureau of Sanitation

COMPLIANCE REVIEW PERFORMED
AND APPROVED BY:


Lynda McGlinchey (Mar 1, 2024 12:44 PST)

LYNDA McGLINCHEY, Program Manager II
Office of Contract Compliance
Bureau of Contract Administration



JOHN L. REAMER, JR.
Inspector of Public Works
Bureau of Contract Administration

REVIEWED AND APPROVED BY:



Sarai Bhaga (Feb 28, 2024 12:57 PST)

SARAI BHAGA, Chief Financial Officer
Bureau of Sanitation
Date: _____

Prepared by:
Nancy Lantin, ADMN
John Pattison, ADMN

DEPARTMENT OF PUBLIC WORKS
BUREAU OF SANITATION
BUREAU OF CONTRACT ADMINISTRATION
JOINT BOARD REPORT NO. 1
OCTOBER 7, 2022

OCT 07 2022


Executive Officer
Board of Public Works

CD: ALL

AUTHORITY TO DISTRIBUTE A REQUEST FOR QUALIFICATIONS, NEGOTIATE AND ESTABLISH AN ON-CALL LIST OF CONSULTANT SERVICES FOR PLANNING AND TECHNICAL SUPPORT SERVICES FOR THE BUREAU OF SANITATION'S CLEAN WATER, ENVIRONMENTAL QUALITY, SOLID RESOURCES AND WATERSHED PROTECTION PROGRAMS. (W.O. #SWPQCCMT)

RECOMMENDATIONS

Authorize the Director and General Manager of LA Sanitation and Environment (LASAN) or his/her designee to:

1. Distribute and advertise the transmitted Request for Qualifications (RFQ) for On-Call Consultant Services List to provide planning and technical support services for the LASAN's clean water, environmental quality, solid resources and watershed protection programs.
2. Evaluate the proposer's Statement of Qualifications (SOQ) and select and interview the proposer(s) who submit the most qualified SOQ for the needed services based upon the requirements set forth in the RFQ.
3. Negotiate contract(s) with the most qualified responsive proposer(s) after the evaluation process.
4. Return to the Board of Public Works (Board) for authority to award and execute the negotiated contract(s), subject to Mayor and City Council approval.

TRANSMITTALS

1. Copy of the Board Report adopted on July 15, 2019.
2. Copy of the RFQ for on-call consultant services to provide environmental site assessment support and technical support services for LASAN's Wastewater, Stormwater, and Solid Resources Programs.

DEPARTMENT OF PUBLIC WORKS
BUREAU OF SANITATION
BUREAU OF CONTRACT ADMINISTRATION
JOINT BOARD REPORT NO. 1
OCTOBER 7, 2022

PAGE 2

DISCUSSION

Request for Qualifications (RFQ)

This RFQ is a solicitation for qualifications from experienced consultants to establish a list of approximately 10 to 15 to **provide highly specialized technical services to support LASAN's Clean Water, Environmental Quality, Solid Resources and Watershed Protection Programs** related services on an emergency or as-needed basis.

Background

On January 13, 2012, the Board of Public Works (Board) authorized LASAN to advertise and issue a Request for Qualifications to provide engineering consulting services on an as-needed basis and negotiate a personal services contract with each of the selected firms. On July 23, 2014, the Board executed a five (5)-year contract with 25 consulting engineering firms, with an optional 5-year renewal option. On July 15, 2019, the Board authorized (Transmittal 1) LASAN to exercise a five-year renewal option contained in the contract with 24 consulting engineering firms. The contract is extended to July 22, 2024.

To meet the City's specialized needs, where long-term staffing is not feasible and existing staffing is not available or unable to perform the required tasks, LASAN seeks to establish a new on-call list of consulting firms to continue providing services on an emergency or as-needed basis.

Scope of On-Call Consultant Services

The proposed scope of work required for on-call consulting services for specialized and expert services may include, but not be limited to, the following:

Clean Water Program

- Planning, Scientific and Technical Issues, Operational Support Services, Engineering Services, Plant Optimization, Sewer System Structural and Hydraulic Condition Assessment, Sewer Capacity Plan, Rehabilitation Plan, Development of Industrial Waste Discharge Standards, Fats, Oil and Grease, Regulatory Compliance Requirements, Odor Control Implementation and Testing, and Pilot/Special Studies.

Recycled Water Program

- Planning, Scientific and Technical Issues, Operational Support Services, Plant Optimization and Water Recycling, Engineering Services, Research and Development of New Technologies, Regulatory Compliance Requirements, Pilot/Special Studies.

Biosolids Program

- Planning, Scientific and Technical Issues, Maintenance and Operational Support Services, Development of Biomass Alternative Technologies and Management, Regulatory Compliance Requirements.

DEPARTMENT OF PUBLIC WORKS
BUREAU OF SANITATION
BUREAU OF CONTRACT ADMINISTRATION
JOINT BOARD REPORT NO. 1
OCTOBER 7, 2022

PAGE 3

Watershed Protection Program

- Planning, Scientific and Technical Issues, Operational Support Services, Engineering Services, Evaluation of discharge limits for Santa Monica Bay, Ballona Creek, Los Angeles River and Long Beach Harbors, Total Maximum Daily Loads (TMDLs) Compliance, Regulatory Compliance Requirements.

Solid Resources Program

- Strategic Planning, Scientific and Technical Issues, Operational Support Services, Commercial Waste Diversion Planning, Development of Resource Recovery as an Alternative to the Use of Landfills, Regulatory Compliance Requirements.

Landfill Post Closure Maintenance

- Source Testing on Air Pollution Control Equipment, Specialized Compliance Reports, Site Studies, Site Design, Construction Management Support, and Technology Implementation.

Compost Operations

- Source Testing on Air Pollution Control Equipment, Specialized Compliance Reports, Regulatory Compliance and Permit Support, Facility Studies, and Technology Implementation.

Solid Waste Transfer Station

- Facility and Operation Studies, Engineering Designs, Construction Management Support, Unit Process Evaluation, Automation, and Technology Implementation.

Environmental Quality Program

- Operational and Community-level Greenhouse Gas (GHG) Inventory Preparation, GHG Emissions Projections and Analysis, GHG Inventory Verification, Climate Action Planning, Climate Risk Assessment and Evaluation, GHG Estimation and Inventory Protocol/Methodology Development, Biodiversity, Clean Up Green Up, Comprehensive Cleaning and Rapid Engagement (CARE) support, and Brownfield projects including, but not limited to, EPA grant-funded area wide inventories, Phase I and Phase II environmental site Assessments, cleanup plans, and clean ups.

Financial Planning and Debt Financing Program

- Financial Analysis, Financial Modeling, Bond Issuance Support, and Rate Studies.

Strategic Planning/Safety and Training Program

- Specialized Training and Human Resources Development, support LASAN's ongoing labor-management strategic planning effort.

DEPARTMENT OF PUBLIC WORKS
BUREAU OF SANITATION
BUREAU OF CONTRACT ADMINISTRATION
JOINT BOARD REPORT NO.1
OCTOBER 7, 2022

PAGE 4

Quality Assurance/Value Assessment

- Review feasibility, constructability and cost-effectiveness of recommended projects and programs.

Support Services

- Provide support services to critically and urgently needed system enhancements, programs, and service upgrades, or certain pilot projects/programs.

Public Outreach/Education Program

- Including, but not limited to, communicating, and coordinating with community groups, arranging community meetings and public hearings, public engagement including strategic crisis communication, media outreach, developing and/or using social media, and preparing printed, digital, or electronic literature for public dissemination, including translation services. Procurement of services to support community events including but not limited to Earth Day LA. Procurement of transportation services for specifically identified schools and agencies to participate in on-site tours.

Pretreatment Program

- Engineering Services Local Limit Program Development, Chemicals of Emerging Concern Research, Pollution Prevention, Environmental Management, Education, and Outreach of LA Industry Fats, Oil, and Grease (Circular Economy Development, Green Chemistry, Biomimicry and Process Improvements), Billing, Permitting and Enforcement regulatory standards and compliance, Local and Federal regulatory training, Environmental Justice, and Monitoring, Sampling and Reporting.

Water Quality Projects (WQPs) Development and Evaluation

- Develop and prepare concept reports, project design reports, feasibility reports, specifications, cost estimates, design plans, and bid packages.

Evaluate and Enhance Best Management Practices (BMPs) regarding Water Quality (WQ) Technology Development

- Develop and enhance BMPs for WQ design, Operations and Maintenance (O&M), and watershed applications and modeling including new BMPs technologies.

Develop Stormwater Technology Projects

- Construct physical structures, design programs, install, and test using BMPs.

WQPs Optimization

- Optimize completed WQ projects to ensure they operate as designed and to improve upon O&M functionality.

DEPARTMENT OF PUBLIC WORKS
BUREAU OF SANITATION
BUREAU OF CONTRACT ADMINISTRATION
JOINT BOARD REPORT NO. 1
OCTOBER 7, 2022

PAGE 5

WQPs Monitoring

- Provide specialized laboratory analytical services, support various water quality monitoring programs, collect water samples.

WQPs O&M

- Provide specialized and supportive services, asset management, standard operating procedure (SOP) development, database and modelling, life cycle analysis, replacement cycles determination, and project observation reports.

WQPs Training

- Train LASAN personnel on BMPs for O&M, and other specialized BMPs technologies.

Actual Task Orders may include some or all the activities listed above.

LASAN faces regulatory challenges and new mandates, which require quick and specialized analysis and response. New mandates have a direct impact on the LASAN's day-to-day operations. These quick demands create short duration increases/peaks in workload that cannot be fully absorbed by existing staff. To be responsive to these requirements and mandates, LASAN will need to utilize all available and necessary resources. These include utilizing LASAN's in-house staff and experts as long as the workload can be accommodated and doesn't impact the LASAN's customer service. In some instances, the type of technical analysis and work needed is limited in duration and requires a very quick turn-around time and specialized expertise that goes beyond the capability of the LASAN's in-house staff. Also, in some instances, LASAN requires response and input from industry experts who have experience with similar regulatory or program challenges.

Proposed Term of Contract

The contract(s) terms will be limited to five (5) years with one (1) five (5)-year renewal option.

Rationale for using an RFQ

The RFQ process is being used to solicit the best available consultants to provide services at the most competitive price. A proposal review committee of LASAN staff will evaluate all proposals in order to determine which proposal(s) will provide the greatest benefits to the City. The selected on-call consultants will be used on an as-needed or emergency basis and will be awarded projects utilizing a Task Order Solicitation (TOS) based on the best proposal submitted.

DEPARTMENT OF PUBLIC WORKS
BUREAU OF SANITATION
BUREAU OF CONTRACT ADMINISTRATION
JOINT BOARD REPORT NO. 1
OCTOBER 7, 2022

PAGE 6

Selection Process and Evaluation Criteria

The evaluation criteria summarized below will be used in evaluating the proposers' SOQs to determine which proposers are deemed most qualified for the successful performance of the type of services that will be outlined in the RFQ. Proposers submitting the highest-rated SOQs may be called for an oral interview (if needed) to further assess their qualifications. If the selected consultants comply with all City requirements, a contract will be negotiated with each successful proposer and LASAN will return to the Board with a request for authority to execute the negotiated contract(s).

The following is the selection criteria that will be included in the RFQ:

- | | |
|--|-----|
| • Consultant's Qualifications, Experience and Expertise | 20% |
| • Personnel Qualifications, Experience and Expertise | 20% |
| • Technical Approach | 20% |
| • Project Management Approach | 20% |
| • Compensation | 20% |

Consultant's Qualifications, Experience, and Expertise

Evaluation of the responding consultant firm with regard to overall capability, qualifications, expertise, experience and certifications including depth of experience related to environmental assessments and brownfield-related projects, project team appropriateness, and commitment to diversity.

Personnel Qualifications, Experience, and Expertise

Evaluation of the qualifications of the consultant firm's proposed key personnel, including project experience and educational background.

Technical Approach

Evaluation of the consultant firm's understanding of the proposed contract requirements, approaches to technical analyses and studies and methodology for mentoring, training, and transferring knowledge.

Project Management Approach

Evaluation of the consultant firm's project management and coordination methodologies, cost control tools and procedures, and personnel utilization.

Compensation

Evaluation of the cost estimates, personnel labor rates and other costs and fees.

Assignment of Work

Task Order Solicitations (TOSs) will be issued to all firms on the on-call list and will be distributed through the Regional Alliance Marketplace for Procurement (RAMP) website.

DEPARTMENT OF PUBLIC WORKS
BUREAU OF SANITATION
BUREAU OF CONTRACT ADMINISTRATION
JOINT BOARD REPORT NO. 1
OCTOBER 7, 2022

PAGE 7

A TOS will be prepared by LASAN staff and all consultants on the list will be asked to submit proposals on an upcoming project. The size of the project will range from \$50,000 to \$6,000,000. For each desired Task Order, the project will be awarded to the on-call consultant whose proposal represents the best overall value to the City for the requested work.

Under certain circumstances, such as when LASAN receives City priority projects and/or emergency projects, including requests from the **Mayor's and Council Offices**, the City may choose to directly award the Task Order to any of the consultants on the on-call list.

Once an agreement is reached, the City will issue a Notice to Proceed. No work is authorized until the City issues the Notice to Proceed to the selected firm. No guarantee of work is given or implied to any of the consultants on the list.

Other City Policies and Requirements

The proposers shall be required to comply with the City's policies and requirements including the following:

- Nondiscrimination/Equal Employment Practices/Affirmative Action Program
- Equal Benefits Ordinance
- Living Wage and Worker Retention Ordinances
- Slavery Disclosure Ordinance
- Disclosure of Border Wall Contracting Ordinance
- Americans with Disabilities Act
- Child Support Obligations Policy
- Los Angeles Residence Information
- Non-Collusion Affidavit
- Performance Bond and Insurance requirements
- Business Tax Registration Certificate
- City of Los Angeles Contract History
- First Source Hiring Ordinance
- Contract Bidder Campaign Contribution and Fundraising Restrictions
- Municipal Lobbying Ordinance
- Iran Contracting Act of 2010 Compliance Affidavit
- **City Contractor's use of Criminal History for Consideration of Employment Applications Ordinance**
- COVID-19 Requirements

Attachments and forms pertaining to these requirements are included in the RFQ and on the RAMP.

DEPARTMENT OF PUBLIC WORKS
BUREAU OF SANITATION
BUREAU OF CONTRACT ADMINISTRATION
JOINT BOARD REPORT NO. 1
OCTOBER 7, 2022

PAGE 8

Business Inclusion Program (BIP)

It is the policy of the City to provide Minority Business Enterprise (MBE), Women Business Enterprise (WBE), Small Business Enterprise (SBE), Emerging Business Enterprise (EBE), Disabled Veteran Business Enterprise (DVBE), Lesbian, Gay, Bisexual, Transgender Business Enterprise (LGBTBE) and all Other Business Enterprise (OBE) concerns an equal opportunity to participate in the performance of all City contracts. Proposers will assist the City in implementing this policy by taking all reasonable steps to ensure that all available business enterprises; including MBEs, WBEs, SBEs, EBEs, DVBEs, LGBTBEs and OBEs, have an equal opportunity to compete for, and participate in, City contracts.

For this RFQ, the City has set the anticipated participation levels of 18% MBE, 4% WBE, 25% SBE, 8% EBE, and 3% DVBE. Currently, the LGBTBE certification is not required as part of the BIP Outreach but is tracked for statistical purposes. Proposers must perform Business Inclusion Program (BIP) outreach using the RAMP. A proposer's failure to complete the BIP Outreach may result in their proposal being deemed non responsive.

Local Business Preference (LBP) Program

Los Angeles Administrative Code Division 10, Chapter 1, Article 4, Section 10.25 adopted the Local Business Preference (LBP) Program which was designed to increase local employment and expenditures in the local private sector. All proposers are eligible to participate in the LBP Program by qualifying as a Local Business Enterprise (LBE). The City shall grant an additional **eight (8) percent of the total possible evaluation points to a proposer's evaluation score who are** certified as a LBE firm. If the LBE is also a Local Small Business (LSB) and/or Local Transitional Employer (LTE), they shall be granted an additional two (2) percent of the total possible evaluation points added to their evaluation score for each of those certifications, up to a total of twelve percent. The preference allowed by the Program for the utilization of certified LBE, LSB, and/or LTE subconsultants will not be applied to the evaluation process because specific subconsultant utilization cannot be pledged at the time of the RFQ submission.

World Wide Web

The RFP will be posted on the City's World Wide Web site in compliance with City Council motion 95-1060S2. It will be available for download on the RAMP at <https://www.rampla.org/s/>.

Notification of Intent to Contract

The required Notification of Intent to Contract was filed with the Office of the City Administrative Officer (CAO) Clearinghouse on January 29, 2020.

Charter Section 1022

The Personnel Department, on April 7, 2020, determined that there was an insufficient number of City employees able to perform the work proposed to be contracted and additional staff cannot

be employed and trained to meet LASAN's need in a timely manner.

DEPARTMENT OF PUBLIC WORKS
BUREAU OF SANITATION
BUREAU OF CONTRACT ADMINISTRATION
JOINT BOARD REPORT NO. 1
OCTOBER 7, 2022

PAGE 9

Contractor Responsibility Ordinance

All contractors participating in the program will be subject to compliance with the requirements **specified in the City of Los Angeles' Contractor Responsibility Ordinance No.173677, (Article 14, Chapter 1, Division 10, Los Angeles Administrative Code [L.A.A.C.])**. Failure to comply with all **requirements specified in the Ordinance will render the proposer's contract subject to termination** pursuant to the conditions expressed therein.

Contractor Performance Evaluation

In accordance with Article 13, Chapter 1, Division 10 of the City of Los Angeles Administrative Code, the appropriate City personnel responsible for the quality control of this Personal Services Contract shall submit a Contractor Performance Evaluation Report to the Bureau of Contract Administration upon completion of the contract.

Compliance with Board RFQ Policy

As per Board policy, the RFQ was delivered to the Secretary of the Board prior to Board consideration thereof.

Contract Administration

Responsibility for the administration and management of this contract will rest with the Administration Division (ADMIN) of LASAN.

PROJECT REVIEW BY DIRECTOR (PRD) APPROVAL

The approval to proceed with this RFQ was granted by PRD on September 24, 2020.

STATUS OF FINANCING

No funding is required at this time. Specific funding information will be provided at the time of approval of the project award/Task Order Solicitations.

There is little to no **fiscal impact to the City's General Fund because of this action**. The City's General Fund may be impacted when and if a Task Order Solicitation is issued for the Environmental Quality Program (EQP). In the past, Safe Clean Water Projects have been funded via special funds such as Fund 60W - LA County Safe Clean Water Municipal Fund and Fund 63F - Measure W Regional Funds. The contracts to be entered into with the selected consultants will not have a single, specific source of funds attached to it. Instead, funds will be identified by the Director of LA Sanitation and Environment or Designee on a project-by-project basis from various sources at the time specific Task Order Solicitations are issued to the consultants.

DEPARTMENT OF PUBLIC WORKS
BUREAU OF SANITATION
BUREAU OF CONTRACT ADMINISTRATION
JOINT BOARD REPORT NO. 1
OCTOBER 7, 2022

PAGE 10

FUTURE ACTIONS

Upon authorization by the Board, the RFP and attachments will be posted on the RAMP at <https://www.rampla.org/s/>.

A review committee will evaluate the proposals. The most qualified proposer(s) who submitted the best SOQs in response to the RFQ will be selected to establish a list of approximately ten (10) to fifteen (15) consultants. LASAN will then negotiate personal services contracts with the firms to provide the required services. Subsequent to the negotiation of the contracts, LASAN will request Board authority to award and execute contracts with the selected proposers.

Respectfully submitted,



BARBARA ROMERO
Director and General Manager
Bureau of Sanitation

COMPLIANCE REVIEW PERFORMED
AND APPROVED BY:



Lynda McGlinchey (Sep 28, 2022 15:19 PDT)

LYNDA McGLINCHEY, Program Manager II
Office of Contract Compliance
Bureau of Contract Administration



JOHN L. REAMER, JR.
Inspector of Public Works
Bureau of Contract Administration

REVIEWED AND APPROVED BY:



EVA P. SUNG, Chief Management Analyst
Bureau of Sanitation
Date: 9/22/22

Prepared by:
Wanda Epps, ADMIN
wanda.epps@lacity.org
(213) 485-2439