

## Department of Public Works

Bureau of Engineering  
Report No. 2

November 18, 2022  
CD No 10

**ISSUE THE TASK FOR SOLICITATION NO. 63 TO LEHRER ARCHITECTS, INC. FROM THE PRE-QUALIFIED ON-CALL CONSULTANTS LIST TO PROVIDE ARCHITECTURAL DESIGN AND CONSTRUCTION ADMINISTRATION SERVICES FOR THE OLD WASHINGTON IRVING LIBRARY BUILDING RENOVATIONS PROJECT (WORK ORDER NO. E1908505, CONTRACT NO. C-124698)**

### **RECOMMENDING THE BOARD OF PUBLIC WORKS (BOARD):**

AUTHORIZE the City of Los Angeles (City) City Engineer to issue the task to Lehrer Architects, Inc. (Lehrer), Contract No. C-124698, from the Pre-Qualified On-Call (PQOC) Architectural and Related Professional Services Consultants List to provide architectural design and construction administration services for the Old Washington Irving Library Building Renovations Project (Project), as stated in Task Order Solicitation (TOS) No. 63, with a budget authority of \$750,000, including contingency.

### **TRANSMITTALS**

1. Copy of the Bureau of Engineering (BOE) and the Bureau of Contract Administration (BCA) Joint Report No. 1, adopted on June 11, 2014, authorizing the execution of the 2014 PQOC Architectural and Related Professional Services Consultants List.
2. Copy of the BOE and the BCA Joint Report No. 2, adopted on September 11, 2019, authorizing the increase of the contract term for the 2014 PQOC Architectural and Related Professional Services Consultants List from 5 to 10 years.
3. Copy of TOS No. 63 titled "Old Washington Irving Library Building Renovations", dated January 28, 2020.
4. Copy of Notice-to-Proceed (NTP) No. 1 for TOS No. 63, dated December 9, 2021.

### **DISCUSSION**

#### ***Background***

On June 11, 2014, the Board approved the PQOC list of 20 consultants to provide architectural and related professional services for various projects (Transmittal No. 1). On September 11, 2019, the Board approved the increase in the PQOC contract duration from 5 to 10 years (Transmittal No. 2). The extended 2014 PQOC Architectural and Related Professional Services contracts will expire on September 23, 2024.

The Project consists of the rehabilitation and remodel of the existing 4,800 square foot historical structure and site improvements of roughly 6,575 square feet. The Library Department and Council District No. 10 have a renewed interest in increasing access to the children's

literacy programs. Operational programming for the Project is focused on providing flexible space to accommodate children's reading resources, group and individual STEM (Science, Technology, Engineering, and Math) Programs, and active literacy programs.

The 11,375 square foot site is located on the southwest corner of 18<sup>th</sup> Street and Arlington Avenue, in the West Adams district. Originally constructed in 1926, the Washington Irving Library was designed in the Romanesque Revival style by the well-known historical architectural firm, Allison and Allison, Architects. The library building was designated as a City Historic Cultural Monument in 1986 (LA-307) and was placed on the United States National Register of Historic Properties in 1987 (US-87001010).

As the community's literary needs outgrew the facility, a replacement facility, the Washington Irving Branch Library at 4117 West-Washington Boulevard, was constructed in 2000. With the historic structure vacated, a replacement tenant was not identified resulting in the shuttering of the building since the early 2000's.

The estimated project budget for the rehabilitation of the building and site is approximately \$12M - \$14M.

### ***TOS Description***

Lehrer, in accordance with the Architectural Services Contract, shall perform full architectural, landscape architectural, civil, structural, mechanical, plumbing, and electrical engineering design services. The Consultant will also provide support services during the bid and award phase, and contract administration services during construction.

The design and construction shall meet the Secretary of Interiors Standards for the Preservation of Historical Buildings, and the City building electrification standards.

### ***Summary of Selection and Negotiations***

A TOS was issued on January 28, 2020 to the entire PQOC list (Transmittal No. 3). A non-mandatory Job Walk was conducted on February 6, 2020. Three firms responded and submitted proposals: M. Arthur Gensler Jr. & Associates, Inc., Studio Pali Fekete: Architects, and Lehrer.

Due to the historical requirements for the project and community sensitivity, the BOE and Council District No. 10 conducted interviews with all three teams. The BOE staff scored all three teams based on the interviews and the proposals. Lehrer's team was selected, and their fee schedule was negotiated for an amount of \$616,980.

On November 18, 2021, the BOE briefed Commissioner Caloza to request emergency authority to issue a NTP up to \$150,000, in order to meet the expedited project schedule as requested of the Council District No. 10 Office. An NTP in the amount of \$148,350 was issued to Lehrer on December 9, 2021, to initiate the Pre-Design/Schematic Design Phase (Transmittal No. 4). The NTP was issued with the understanding that the future phases would not proceed until the structural analysis was completed.

November 18, 2022  
Page 3

The library is a historic, unreinforced masonry building (URM). A critical task that must be completed during the Schematic Design phase is to conduct a structural analysis to assess the strength of the existing structure and, develop the appropriate structural retrofit approach for the building. The process requires identifying, extracting and testing, concrete, brick, and steel reinforcing material samples at multiple locations. Due to the cost of the structural retrofit options that are typical for URM buildings, the team opted to spend additional time to search for information regarding past structural retrofits, which would inform the design and decrease costs associated with the new structural retrofit. The team was successful in locating the narrative for the structural retrofit performed in 1996, which has changed the direction of the materials testing. The Consultant has recently updated their testing protocol, and subsequent fee proposal, which will be paid for as a reimbursable expense.

The preparation of this report was delayed due to the need to complete the historic documentation research and testing required to fully understand the cost and design impacts associated with the required seismic upgrades to the building.

This Board report seeks approval of the base task amount of \$616,980 and design contingency of \$133,020, with a total task order ceiling of \$750,000. The total task order ceiling includes the fees associated with the previously issued NTP, dated December 9, 2021.

Documentation supporting the selection of the Consultant as well as a record of the negotiations has been included in the project file.

***Business Inclusion Program (BIP)***

This task will be subject to the BIP outreach requirements. The City has set anticipated participation levels of 18 percent minority-owned business enterprise (MBE), 4 percent women-owned business enterprise (WBE), 25 percent small business enterprise (SBE), 8 percent emerging business enterprise (EBE), and 3 percent disabled veteran-owned business enterprise (DVBE). For this task, the Consultant is pledging a MBE participation level of 18.13 percent, a WBE participation level of 8.35 percent, a SBE participation level of 33.36 percent, an EBE participation level of 19.39 percent, and a DVBE participation level of 0 percent.

On this particular task, the following MBE, WBE, SBE, EBE, DVBE, and OBE firms are proposed to be utilized by the Consultant:

**Gender/Ethnicity Codes:**

|                             |                                   |
|-----------------------------|-----------------------------------|
| AA= African American        | HA = Hispanic American            |
| APA= Asian Pacific American | SAA = Subcontinent Asian American |
| NA= Native American         | C = Caucasian                     |
| M= Male                     | F = Female                        |

| <b>Subconsultants</b>                               | <b>Gender/<br/>Ethnicity</b> | <b>MBE/WBE/SBE/<br/>EBE/DVBE/OBE</b> | <b>% of<br/>Base<br/>Task</b> | <b>Task Amount</b> |
|---|------------------------------|--------------------------------------|-------------------------------|--------------------|
| Page & Turnbull Inc.                                | F/C                          | WBE/SBE                              | 4.68%                         | \$ 28,850          |
| Structural Focus, Inc.                              |                              | SBE/EBE                              | 16.64%                        | \$102,650          |
| MLA Green, Inc. (dba Studio-MLA)                    | F/HA                         | MBE/SBE                              | 9.29%                         | \$ 57,340          |
| Sinha & Keyfauver Engineering (S&K) Engineers       | M/APA                        | MBE                                  | 6.08%                         | \$ 37,500          |
| Barbara L. Hall, PE, Inc.                           | F/C                          | WBE                                  | 3.67%                         | \$ 22,640          |
| KPJ Consulting                                      | F/APA                        | MBE/SBE/EBE                          | 2.76%                         | \$ 17,000          |
| <b>Subtotal Subconsultant Participation</b>         |                              |                                      | <b>43.11%</b>                 | <b>\$265,980</b>   |
| Prime Participation including reimbursable expenses |                              |                                      | 56.89%                        | \$351,000          |
| <b>Initial Base Task</b>                            |                              |                                      | <b>100.00%</b>                | <b>\$616,980</b>   |
| Contingency   |                              |                                      |                               | \$133,020          |
| <b>Total Task Budget Authority</b>                  |                              |                                      |                               | <b>\$750,000</b>   |

During the course of preparing their proposal for this task order, Lehrer conducted outreach and requested that Page & Turnbull Inc. be added to the Schedule A subconsultants list due to the unique project-specific scope.

In addition, a subconsultant MLA Green, Inc. (dba Studio-MLA) listed on Lehrer's approved Schedule A subconsultant list had a name change. The former name Studio-MLA was changed to MLA Green, Inc.

The following is a summary of the subconsultant utilization pledged by the Consultant by business enterprise:

| <b>Total Subconsultant Participation</b> |            |            |            |            |             |            |
|--|------------|------------|------------|------------|-------------|------------|
| <b>Pledged</b>                           | <b>MBE</b> | <b>WBE</b> | <b>SBE</b> | <b>EBE</b> | <b>DVBE</b> | <b>OBE</b> |
| <b>% of Base Task</b>                    | 18.13%     | 8.35%      | 33.36%     | 19.39%     | 0%          | 0%         |
| <b>\$ Amount</b>                         | \$111,840  | \$51,490   | \$205,840  | \$119,650  | \$0         | \$0        |

### **Contractor Performance Evaluation**

In accordance with Division 10, Chapter 1, Article 13 of the Los Angeles Administrative Code, the appropriate City personnel responsible for the quality control of this personal services contract shall submit Contractor Performance Evaluation Reports to the BCA, Special Research & Investigation Section upon completion of the contract.

### **STATUS OF FUNDING**

The funding for this project is \$750,000, which comes from the MICLA Fund, Fund No. 298, Department No. 50, Appropriation Unit No. 50VTAL.



Department of Public Works  
Bureau of Engineering  
Report No. 2

November 18, 2022  
Page 5

The City's liability under this contract shall only be to the extent of the present City appropriation to fund the contract. However, if the City shall appropriate funds for any succeeding years, the City's liability shall be to the extent of such appropriation, subject to the terms and conditions of the contract.

( SF RMK GV DW )

Report reviewed by:

BOE (ADM and PAC)

Report prepared by:

Architectural Division

Steven Fierce, AIA  
Principal Architect  
Phone No. (213) 485-4795

Statement as to funds approved by:



Miguel De La Peña, Director  
Office of Accounting  
Fund Ref. 298/50/50VTAL/\$750,000  
Date: 11/07/2022

SF/DW/09-2022-0127\_ARC.gva

Questions regarding this  
report may be referred to:  
David Wang, Project Manager  
Phone No. (213) 485-2134  
E-mail: david.wang@lacity.org

Respectfully submitted,

  
ENGINEERING  
Electronic Signature by Ted Allen  
11/18/2022 3:57 PM

Ted Allen, PE  
City Engineer

Department of Public Works

Bureau of Engineering


Bureau of Contract Administration

Joint Report No. 1

June 11, 2014

CD ALL

**/AS AMENDED\*\***  
 ADOPTED BY THE BOARD  
 PUBLIC WORKS OF THE CITY  
 of Los Angeles California  
**AND REFERRED TO THE MAYOR**  
 JUN 11 2014

  
 Executive Officer

**REQUEST FOR AUTHORITY TO EXECUTE PERSONAL SERVICES CONTRACTS WITH PRE-QUALIFIED ON-CALL (PQOC) ARCHITECTURAL AND RELATED PROFESSIONAL SERVICES CONSULTANTS FOR VARIOUS PROJECTS**

**RECOMMENDATIONS**

1. That the Board of Public Works (Board) find Frank R. Webb Architects, Inc. and XTEN Architecture ~~non-responsive, for failing to pass their Business Inclusion Program evaluations as discussed in this report.~~
2. In the event that the Board finds Frank R. Webb Architects, Inc. and/or XTEN Architecture responsive, direct the Bureau of Engineering (BOE) to enter into contract negotiations with the responsive firm(s) and report back to the Board with a recommendation to add them to the list of eighteen PQOC Architectural and Related Professional Services Consultants recommended for award of a contract.
3. Approve and forward this report with transmittals to the Mayor requesting that he approve and authorize the President or two Commissioners of the Board to execute the personal services contracts between the City and the PQOC Architectural and Related Professional Services Consultants. The consultants will provide as-needed services for various Public Works projects. The ~~eighteen~~ <sup>twenty</sup> PQOC Architectural and Related Professional Services Consultants are:

- AC Martin Partners, Inc. (10)
- Brooks + Scarpa, Inc. (12)
- Eric Owen Moss Architects (17)
- Gonzalez/Goodale Architects (2)
- Gruen Associates (20)
- Gwynne Pugh Urban Studio (18)
- HMC Architects (4)
- John Friedman/Alice Kimm Architects, Inc. (19)
- Lehrer Architects LA Inc (1)
- M. Arthur Gensler Jr. & Associates, Inc (6)
- Paul Murdoch Architects APC (14)
- Perkins & Will Inc (3)
- \* Frank R. Webb Architects, Inc. (11)
- \* XTEN Architecture (13)

TRANSMITTAL NO. 1

- Pfeiffer Partners Architects, Inc.
  - Rios Clementi Hale Studios
  - RoTo Architects Inc
  - Sparano + Mooney Architecture, Inc.
  - Studio Pali Fekete: architects
  - Tetra-IBI Group Architecture Planning
4. Notify the BOE, Architectural Division, Mahmood Karimzadeh, (213) 485-4282, when the contracts are ready to be executed by the Board; whereupon, five original copies of each of the contracts will be delivered to the Executive Officer of the Board for signature.
  5. Upon execution, request the City Clerk to attest and certify the five original copies of the personal services contracts. The City Clerk and the Board will each retain one original copy and three original copies are to be returned to the BOE, Mahmood Karimzadeh.
  6. Request that the Board randomly select the names of the PQOC consultants to create the initial PQOC Architectural and Related Professional Services Consultants List for use in future assignments of work.
  7. Upon execution of the new PQOC Architectural and Related Professional Services Consultants List, request that the Board authorize the City Engineer to terminate consultant contracts from the 2008 PQOC Architectural Consultants List that do not have active task order work.

#### **FISCAL IMPACT STATEMENT**

Because the proposed contracts are for as-needed services, the Contracts do not have any financial impact on the City. The BOE will ensure that adequate funds are available to cover the costs for work on a specific project prior to requesting proposals from the firms.

#### **TRANSMITTALS**

1. Copy of the BOE and Bureau of Contract Administration Joint Report No. 4, adopted on December 19, 2012, authorizing advertisement of the RFQ.
2. Copy of the RFQ entitled "Request for Qualifications (RFQ) PQOC Architectural and Related Professional Services Consultants List for Various City of Los Angeles Projects."
3. List of firms responding to the RFQ.
4. Copy of the Statement of Qualifications (SOQ) as submitted by each firm selected for the PQOC Architectural and Related Professional Services Consultants List.

Department of Public Works  
Bureau of Engineering  
Bureau of Contract Administration  
Joint Report No. 1

June 11, 2014  
Page 3

5. Master copy of the proposed personal services contract between the City and the selected firms.
6. Copy of the Master RFQ/RFP Contract Checklist, Items 11-14 completed.
7. Copy of the Personal Services Contracting Process Checklist, Items 7-9 completed.
8. Copy of letter dated August 28, 2013, from the City of Los Angeles to Mr. Gregory W. Coles of Frank R. Webb Architects, Inc.
9. Copy of letter dated August 28, 2013, from the City of Los Angeles to Mr. Austin Kelly of XTEN Architecture.
10. Copy of email and attachments dated September 16, 2013, from Yllania Francis of Frank R. Webb Architects to the City of Los Angeles.
11. Copy of email and attachment dated September 23, 2013, from Yllania Francis of Frank R. Webb Architects to the City of Los Angeles.
12. Copy of email and attachments dated September 16, 2013, from Austin Kelly of XTEN Architecture to the City of Los Angeles.
13. List of Potential MBE/WBE/SBE/EBE/DVBE/OBE subconsultants submitted by each firm selected for the PQOC Architectural and Related Professional Services Consultants List.

## **DISCUSSION**

### ***Background***

On December 19, 2012, the Board authorized the City Engineer to advertise and issue an RFQ to provide architectural and related professional services, on a pre-qualified, as needed basis (Transmittals No. 1 and 2). The City Engineer was also authorized to negotiate a personal services Contract with each of the selected consultant firms.

A Notice to Advertise the RFQ was placed in newspapers, with marketing and Architectural/Engineering associations, and on websites. The RFQ and its attachments were uploaded to the Mayor's Los Angeles Business Assistance Virtual Network (LA BAVN) website, where respondents were able to download the RFQ and attachments.

A total of 642 consultants downloaded the RFQ from the LA BAVN website, with 69 consultants submitting their SOQs on February 13, 2013 (Transmittal No. 3). The SOQs were rated by a panel from the BOE based on the following criteria:

| <b>Evaluation Criteria</b>  | <b>Points</b>     |
|---|-------------------|
| <b>Firm's Architectural Practice Qualifications, Design Excellence, and Prior Achievements</b><br>This includes the firm's architectural practice as demonstrated by their qualifications, design excellence, prior experience, approach to work, utilization of information technology, and familiarity with architectural design and project management services pertaining to the RFQ's Scope of Work.   | 30 Points         |
| <b>Qualifications and Prior Achievements of the Related Professional Disciplines</b><br>This includes the qualifications, prior experience, and approach to work of the related professional disciplines, particularly the engineering (structural, mechanical, and electrical) and landscape architectural disciplines, as they pertain to the RFQ's Scope of Work section.  | 20 Points         |
| <b>Professional Qualifications and Prior Experience of Key Personnel of Prime Consultant and Major Subconsultants</b><br>This includes the prior experience, qualifications, and licensure of key personnel in the prime consultant's office, and in the offices of the major subconsultants. The key personnel criterion is focused on the qualifications of the leading team members.   | 20 Points         |
| <b>Record of Past Performance</b><br>This includes customer satisfaction, quality of work, completion of work on time and within budget, change order history, and management history. Information provided will be verified by reference checks.   | 20 Points         |
| <b>Sustainable Design Achievements</b><br>This includes experience with resource efficient design and construction, including prior experience using the United States Green Building Council's Leadership in Energy and Environmental Design (LEED) rating system, the State's California Green Building Standards Code (CALGreen), experience and/or familiarity with the City of Los Angeles' LA Green Building Code, the City's Low Impact Development ordinance, and other sustainable design practices. | 10 Points         |
| <b>Total Evaluation Points</b>  | <b>100 Points</b> |
| <b>Local Business Preference Program (LBPP)</b><br>Prime consultants that qualify as a Local Business Enterprise (LBE) may be granted eight additional points to their final score such that the score awarded to a SOQ submitted by a LBE is increased by 8 percent of the total possible evaluation points.   | 8 Points          |
| <b>LBPP Adjusted Total</b>  | <b>108 Points</b> |

A short list of the most qualified PQOC Architectural and Professional Related Consultants was developed based on an evaluation of their Statements of Qualifications (Transmittal No. 4). Staff briefed the Board Commissioners before contract negotiations began. BOE staff completed contract negotiations on February 21, 2014 and proposed Contracts were drafted (Transmittal No. 5).

June 11, 2014  
Page 5

***Compliance with City Policies and with the Board of Public Works' Policy***

The Board's personal services contracting policies have been followed (Transmittal Nos. 6 and 7). The selected Consultants are subject to compliance with the following City of Los Angeles' Ordinances and policies: Contractor Responsibility Ordinance, Business Tax Registration Certificate; Non-Discrimination, Equal Employment Practices, and Affirmative Action; Insurance requirements; Equal Benefits Ordinance; Child Support Obligations Ordinance; Americans with Disabilities Act; Service Contractor Worker Retention Ordinance; Living Wage Ordinance; Slavery Disclosure Ordinance; Non-Collusion; Municipal Lobbying Ordinance; First Source Hiring ordinance; Local Business Preference Program; and Discount Terms. The PQOC Consultants will comply with the requirements of the Business Inclusion Program for subconsultant outreach. Failure to comply with all requirements will render the consultant's Contract subject to termination pursuant to the conditions therein.

Businesses are encouraged to locate or remain within the City of Los Angeles to preserve and enhance the economic base and well-being of the City. According to the Los Angeles Residence Information form, Consultants provided the following information:

| <b>Consultant Firm</b>                    | <b>Total No. of Employees in Firm</b> | <b>No. of Employees who are L.A. Residents</b> | <b>(%) of Employees who are L.A. Residents</b> |
|---|---------------------------------------|--|--|
| AC Martin Partners, Inc.                  | 107                                   | 53   | 50%  |
| Brooks + Scarpa, Inc.                     | 12                                    | 6  | 50%  |
| Eric Owen Moss Architects                 | 11                                    | 6  | 55%  |
| Frank R. Webb Architects, Inc.            | 18                                    | 5  | 28%  |
| Gonzalez/Goodale Architects               | 21                                    | 2  | 10%  |
| Gruen Associates                          | 65                                    | 38   | 58%  |
| Gwynne Pugh Urban Studio                  | 6                                     | 6  | 100%   |
| HMC Architects                            | 264                                   | 15   | 6%   |
| John Friedman/Alice Kimm Architects, Inc. | 14                                    | 11   | 79%  |
| Lehrer Architects LA Inc                  | 12                                    | 10   | 83%  |
| M. Arthur Gensler Jr. & Associates Inc    | 3,094                                 | 219  | 7%   |
| Paul Murdoch Architects APC               | 10                                    | 9  | 90%  |
| Perkins & Will Inc                        | 1,424                                 | 56   | 4%   |
| Pfeiffer Partners Architects, Inc.        | 40                                    | 29   | 73%  |
| Rios Clementi Hale Studios                | 60                                    | 44   | 73%  |
| RoTo Architects Inc                       | 6                                     | 6  | 100%   |
| Sparano + Mooney Architecture, Inc.       | 8                                     | 2  | 25%  |
| Studio Pali Fekete: architects            | 19                                    | 14   | 74%  |
| Tetra-IBI Group Architecture and Planning | 3,096                                 | 7  | < 1%   |
| XTEN Architecture                         | 12                                    | 12   | 100%   |

***Local Business Preference Program***

City Ordinance No. 181910 adopted the Local Business Preference Program. This Program is designed to increase local employment and expenditures in the local private sector. Businesses that qualified as a Local Business Enterprise (LBE) were granted 8 additional points to their final score such that the score awarded to a proposal submitted by a local business was increased by 8 percent of the total possible evaluation points. The preference allowed by the Ordinance for the utilization of local subconsultants could not be applied to the evaluation process because actual utilization cannot be pledged until the contracts have been executed and task orders are issued for specific work.

For the eighteen firms recommended award of a contract, staff verified that 15 (AC Martin Partners, Inc., Brooks + Scarpa, Inc., Gonzalez/Goodale Architects, Gruen Associates, Gwynne Pugh Urban Studio, John Friedman/Alice Kimm Architects, Inc., Lehrer Architects LA Inc, M. Arthur Gensler Jr. & Associates, Inc, Paul Murdoch Architects APC, Perkins & Will Inc, Pfeiffer Partners Architects, Inc., Rios Clementi Hale Studios, RoTo Architects, Sparano + Mooney Architecture, Inc., and Studio Pali Fekete: architects) received the LBPP points. Additionally, both Frank R. Webb Architects and XTEN Architecture received LBPP points. LBPP points awarded did not impact the rankings that resulted in the short list.

#### ***Contractor Responsibility Ordinance***

All consultants participating in this program are subject to compliance with the requirements specified in the City of Los Angeles' Contractor Responsibility Ordinance No. 173677 (Article 14, Chapter 1, Division 10, L.A.A.C.), failure to comply with all requirements specified in the Ordinance may render the consultant's contract subject to termination pursuant to the conditions expressed therein.

#### ***Contractor Performance Evaluation***

In accordance with Article 13, Chapter 1, Division 10 of the City of Los Angeles Administrative Code (L.A.A.C.), the appropriate City personnel responsible for the quality control of these personal services contracts shall submit Contractor Performance Evaluation Reports to the Bureau of Contract Administration, Special Research & Investigation Section upon completion of these contracts.

#### ***Notice of Intent to Contract and Charter Section 1022 Determination***

The required Notification of Intent to Contract form was submitted to the City Administrative Officer (CAO) on January 27, 2011. In compliance with Charter Section 1022, on July 25, 2011, the CAO determined that it was more feasible to utilize consultants to perform this work rather than City employees.

#### ***City Attorney Review***

All PQOC Architectural and Professional Related Services Consultants signed a personal services Contract by February 21, 2014. The proposed contracts have been reviewed and approved as to form by the City Attorney's Office.

#### ***Business Inclusion Program (BIP)***

June 11, 2014  
Page 7

On January 12, 2011, the Mayor issued Executive Directive No. 14 which created the BIP. This program provides Minority Business Enterprise (MBE), Women Business Enterprise (WBE), Small Business Enterprise (SBE), Emerging Business Enterprise (EBE), Disabled Veteran Business Enterprise (DVBE), and Other Business Enterprise (OBE) firms an equal opportunity to compete for and participate in City contracts. Additionally, the BIP requires respondents to perform and document a BIP Outreach via the internet utilizing the Los Angeles Business Assistance Virtual Network service.

This RFQ was advertised with anticipated participation levels of 18 percent MBE, 4 percent WBE, 25 percent SBE, 8 percent EBE, 3 percent DVBE, and with mandatory BIP documentation requirements.

Based on a review by the Office of Contract Compliance (OCC), all 18 Consultants selected by BOE have met the Business Inclusion Program requirements and have been deemed responsive pending compliance with all other City requirements. However, the BOE had initially selected twenty firms, but two firms, Frank R. Webb Architects, Inc. and XTEN Architecture, did not fulfill the requirements of the BIP outreach program. Upon conclusion of the BIP evaluation for both of these consultants, OCC determined that neither of them had met the requirement of BIP Indicator No. 6 - Negotiated in Good Faith which, in part, requires "An online Summary Sheet organized by work area, listing the following: 1) the responses and/or bids received; 2) the name of the subconsultant who submitted the bid/quote; 3) a brief reason given for selection/non-selection as a subconsultant" and a Schedule A listing the potential subconsultants which they are committing themselves to solicit proposals from and utilize on task orders as necessary. These subconsultants are to be derived from the results of the BIP outreach and negotiation in good faith. Both of these firms were sent notification of this determination on August 28, 2013 (Transmittal Nos. 8 and 9). The following is a brief summary of what transpired between OCC and these two consultants after the notification was sent on August 28, 2013.

***Frank R. Webb Architects***

OCC exchanged emails with the consultant and provided specific details regarding their non-negotiation in good faith. Specifically, subconsultants were predominantly "Selected based on past work together" while no reason was provided for rejecting 25 interested subconsultants. OCC staff further discussed this issue in a meeting prior to the consultant submitting a formal response dated September 16, 2013. The formal response stated that 18 of the



subconsultants listed on the BIP Summary Sheet “were intended to be included in the Schedule A, however time constraints due to technical issues did not allow their inclusion.” and several other interested subconsults were rejected because they submitted their qualification after the deadline (January 29, 2013) imposed by the consultant. OCC staff reviewed and analyzed the formal response and again concluded that the consultant had not negotiated in good faith. At issue with this clarification is that while BAVN technical issues could have impacted their ability to complete their BAVN Summary Sheet, they would have no impact on the listing of potential subcontractors on their Schedule A which had to be submitted with their Statement of Qualifications the day before the technical issues occurred. Additionally, of the six interested subconsultants that were rejected for having submitted their qualifications late, three submitted on or before January 29, 2013 and all six could not be held accountable to the consultant's deadline for submission because they were never notified by the consultant of the deadline prior to their submission. Finally, in an email dated September 23, 2013 (Transmittal No. 11) the consultant submitted a memorandum to OCC staff which reiterated some of the issues previously addressed, but did not address the Negotiation in Good Faith issues based on the required documentation.

#### ***XTEN Architecture***

OCC exchanged several emails with the consultant regarding their failure to make any modifications to their BIP Summary Sheet prior the deadline of February 14, 2013. Staff also met with them on September 12, 2013 to further discuss this issue. Subsequently, the consultant sent an email dated September 16, 2013 (Transmittal No. 12) in which they submitted both a modified BIP Summary Sheet and Schedule A. However, because “A respondent's failure to utilize the BAVN's Summary Sheet function will result in their RFQ response being deemed non-responsive.” OCC staff is not changing the results of its evaluation.

Transmittal No. 13 reflects the lists of potential subconsultants which may be utilized on Project Task Orders by the PQOC Architectural and Related Professional Services Consultants. Due to the Bureau of Engineering's urgent need to get this list established, the OCC was not given adequate time to verify the subconsultant information (potential subconsultant listings and certification status) contained in this report and Transmittal No. 13. Bureau of Engineering staff issuing the individual Task Orders will be responsible for verifying the certification statuses as of the date the Task Order is awarded.

Based on the information provided in this report, staff recommends that the Board find Frank R. Webb Architects, Inc. and XTEN Architecture be found nonresponsive for failing to pass their respective BIP evaluations and award contracts to the eighteen (18) responsive consultants placed on the short list.

Department of Public Works  
Bureau of Engineering  
Bureau of Contract Administration  
Joint Report No. 1

June 11, 2014

Page 9

( MK RMK JZ JRF WFB )

Report reviewed by:

BOE (ADM and PAC)

Report prepared by:

Architectural Division

Mahmood Karimzadeh  
Principal Architect  
Phone No. (213) 485-4385

Compliance Review performed  
and approved by:


Respectfully submitted,



Deborah Weintraub, AIA, LEED<sub>AP</sub>  
Interim City Engineer



John L. Reamer, Jr.  
Inspector of Public Works



Hannah Choi, Program Manager  
Office of Contract Compliance  
Bureau of Contract Administration


MK/MN/02-2014-0037.ARC.gva

Questions regarding this  
report may be referred to:  
Mark Nakata, Senior Management Analyst I  
Phone No. (213) 485-4385  
E-mail: Mark.Nakata@lacity.org

Department of Public Works

Bureau of Engineering  
Bureau of Contract Administration  
Joint Report No. 2

September 11, 2019  
CD Nos. All

ADOPTED BY THE BOARD  
PUBLIC WORKS OF THE CITY  
of Los Angeles California  
AND REFERRED TO THE MAYOR  
SEP 11 2019  
AND REFERRED TO THE CITY COUNCIL  
  
Executive Officer  
Board of Public Works

**REQUEST FOR AUTHORITY TO EXECUTE AMENDMENT NO. 1 TO THE 20 CONSULTANT CONTRACTS FOR PRE-QUALIFIED ON-CALL (PQOC) ARCHITECTURAL AND RELATED PROFESSIONAL SERVICES FOR THE PUBLIC BUILDINGS AND OPEN SPACES PROGRAM**

**RECOMMENDATIONS**

1. Approve and forward this report with transmittals to the Mayor and City Council requesting the following:
  - a. Approve Amendment No. 1, increasing the total contract term from five years up to 10 years, to each of the Contracts between the City of Los Angeles (City) and the following 20 firms (FIRMS):
    - AC Martin Partners, Inc. (CO124786)
    - Arkiteriv, Inc. dba Studio Pali Fekete: architects (CO124802)
    - Brooks + Scarpa Architects, Inc. (CO124703)
    - Eric Owen Moss Architects (CO125148)
    - Gonzalez Goodale Architects (CO124803)
    - Gruen Associates (CO124702)
    - Gwynne Pugh Urban Studio, Inc. (CO124700)
    - HMC Architects (CO124787)
    - IBI Group formerly Tetra-IBI Group (CO124701)
    - John Friedman Alice Kimm Architects, Inc. (CO124801)
    - Lehrer Architects LA, Inc. (CO124698)
    - M. Arthur Gensler Jr. & Associates, Inc. (CO124805)
    - Paul Murdoch Architects, APC (CO124804)
    - Perkins + Will, Inc. (CO124699)
    - Pfeiffer Partners Architects, Inc. (CO124799)
    - Rios Clementi Hale Studios (CO124705)
    - RoTo Architects, Inc. (CO124800)
    - The S/L/A/M Collaborative formerly Frank R. Webb Architects, Inc. (CO125922)
    - SMA, Inc. dba Sparano and Mooney Architecture (CO124704)
    - XTEN Architecture (CO125923)
  - b. Authorize the President or two members of the Board of Public Works (Board) to execute Amendment No. 1.

2. Notify the Bureau of Engineering (BOE), Architectural Division, Neil Drucker, Phone No. (213) 847-4708, when this Amendment is ready to be executed by the Board, whereupon five original copies of the Amendment will be delivered to the Executive Officer of the Board for signature.
3. Upon execution, request the City Clerk to attest and certify the five original copies of Amendment No. 1. The City Clerk and the Board will each retain one original copy and three original copies are to be returned to the BOE, Neil Drucker.

### **FISCAL IMPACT STATEMENT**

The 20 contracts are PQOC Consultant contracts for as-needed services and do not commit the City to any expenditures. Funds are encumbered on a project-by-project basis from various funding sources at the time the specific task orders are awarded to the FIRMS. All funds expended on task orders for consultants off the PQOC consultants list are funds that have been approved in the individual project or program budgets. The BOE will ensure that adequate funds are available to cover the costs for work on specific projects and will obtain Board authorization for task orders over \$150,000.

### **TRANSMITTALS**

1. Copy of the BOE Joint Report No. 1, adopted on June 11, 2014, authorizing to Execute Personal Services Contracts.
2. Copy of each of the original executed PQOC contracts between the City and the FIRMS.
3. Copy of each of the Proposed Amendments No. 1.

### **DISCUSSION**

#### ***Background***

On December 13, 2012, the BOE issued a Request for Qualifications (RFQ) for PQOC architectural and related professional services for various projects. On June 11, 2014, the Board adopted a joint BOE and Bureau of Contract Administration (BCA) Board Report recommending the execution of the proposed contracts with the 20 FIRMS (Transmittal No. 1). The execution and expiration dates of the 20 original PQOC contracts (Transmittal No. 2) between the City and the FIRMS vary from contract to contract. In 2014, when the contracts were being executed, the Board staff requested that the BOE's Architectural Division submit contracts in batches for contracts that the BOE considered at that time to be a higher priority. Prior to the contracts execution, some of the consultants were late in providing verification of insurance as requested by the Board staff. That is why there are varying contract execution dates starting in late September 2014 through April 2015. Eight of the 20 contracts were executed on September 24, 2014 and will expire on September 23, 2019. Eight of the 20 contracts were executed on October 20, 2014 and will expire on October 19, 2019. One of the 20 contracts was executed on October 31, 2014 and will expire on October 30, 2019. One

September 11, 2019  
Page 3

of the 20 contracts was executed on January 5, 2015 and will expire on January 4, 2020. Two of the 20 contracts required a subsequent Board report and were executed on April 28, 2015 and will expire on April 27, 2020. In order to maintain a uniform expiration date for proposed Amendment No. 1, the BOE recommends establishing an expiration date of September 23, 2024, for all contracts, which will extend the contract durations ranging from approximately four and one-half years to five years.

Amendment No. 1 (Transmittal No. 3) for each contract is needed to give the consultants additional time to complete their existing task orders and enable the BOE to issue Task Order Solicitations (TOS) for new projects as required. The proposed Amendment No. 1 will extend the term of the contracts for a maximum of an additional five years, allowing the City Engineer or the Board to authorize task orders to these FIRMS until a successor list of the PQOC architectural consultant contracts is executed. The BOE is starting to prepare a RFQ for a new PQOC Architectural list, but will not be able to execute new contracts before the existing contracts terminate.

Eight of the current contracts will terminate starting on September 23, 2019. Seven of these eight consultants have been issued active task orders, including the Los Angeles Street Civic Building, Pershing Square Renew, and the Los Angeles River Greenway. Most of the FIRMS on the list of 20 are currently working on projects for the Public Buildings and Open Spaces Program or providing architectural related services to other client City Departments. The scope of their work includes providing architectural design services and technical support during the construction phase of projects. Four of the FIRMS are currently working on task orders involving homeless service facilities and affordable housing studies. Two of these four FIRMS are designing shelter facilities for the Mayor's Executive Directive No. 24 Building "A Bridge Home." Continuity of their services on these projects is important to minimize adverse impact to the projects' schedule, budget and quality.

Table 1 summarizes the utilization of the PQOC Architectural list to date:

| <b>TABLE 1: 2014 PQOC Architectural Consultants Contracts List Summary</b> |                     |                                 |   |   |  |
|--|---------------------|---------------------------------|---|---|--|
| <b>Consultant</b>  | <b>Contract No.</b> | <b>Contract Expiration Date</b> | <b>No. of Tasks Award as of July 30, 2019</b> | <b>Existing TOS Scheduled to be Completed Beyond Contract Expiration Date</b>                     | <b>Notice-to-Proceed (NTP) Dollar Amount as of July 30, 2019</b> |
| AC Martin Partners, Inc.   | CO124786            | October 19, 2019                | 1   | None  | \$ 200,000   |
| Arkiterv, Inc. dba Studio Pali<br>Fekete: architects                       | CO124802            | October 19, 2019                | 3   | TOS No. 43 Taylor Yard Pedestrian Bridge;<br>TOS No. 44 Rancho La Cienega Sports Complex; and TOS | \$ 718,334   |

|                                    |          |                    |    |  |              |
|------------------------------------|----------|--------------------|----|--|--------------|
|                                    |          |                    |    | No. 35 Warner Grand Theatre  |              |
| Brooks + Scarpa Architects, Inc.   | CO124703 | September 23, 2019 | 5  | TOS No. 6 Engine Company 23 Arts Center; and TOS No. 30 Northeast Police Station Parking Garage  | \$ 1,725,364 |
| Eric Owen Moss Architects          | CO125148 | January 4, 2020    | 2  | TOS No. 27 Highland Park Junior Arts Center  | \$ 769,056   |
| Gonzalez/Goodale Architects        | CO124803 | October 19, 2019   | 3  | TOS No. 41.2 A Bridge Home Projects; TOS No. 41.3 CD2 Navigation Center; and TOS No. 45 LADOT Downtown Bus Maintenance Yard  | \$ 1,597,072 |
| Gruen Associates                   | CO124702 | September 23, 2019 | 4  | TOS No. 18 Professional Design Review for Los Angeles Convention Center; TOS No. 22 L.A. River Greenway; Pershing Square Renew; TOS No. 33 Pershing Square Renew Phase IA; and TOS No. 40 LAPD Motor Transport Solar Photovoltaic  | \$ 6,421,422 |
| Gwynne Pugh Urban Studio, Inc.     | CO124700 | September 23, 2019 | 0  | None   | \$ 0         |
| HMC Architects                     | CO124787 | October 19, 2019   | 3  | TOS No. 2 Normandale Recreation Center; and TOS No. 3 Echo Park Skate Park   | \$ 462,051   |
| IBI Group formerly Tetra-IBI Group | CO124701 | September 23, 2019 | 10 | TOS No. 4 South Sanitary Sewer Maintenance Yard; TOS No. 9 Electrical Engineering for South Park; TOS No. 10 Citywide Yards Master Plan; TOS No. 29 North Hollywood Sewer Maintenance Yard; TOS No. 16 Verdugo Hills Pool; TOS No. 36 ATSAC Design Services; TOS No. 46 Parker | \$ 2,075,493 |

Department of Public Works  
Bureau of Engineering  
Bureau of Contract Administration  
Joint Report No. 2

September 11, 2019  
Page 5

|  |          |                       |   |   |              |
|--|----------|-----------------------|---|---|--------------|
|  |          |                       |   | Center Demolition;<br>and<br>TOS No. 47 City Hall<br>East Electrical<br>Server Room<br>Upgrade  |              |
| John<br>Friedman/Alice<br>Kimm Architects,<br>Inc. | CO124801 | October 19,<br>2019   | 5 | TOS No. 28 Van<br>Ness Recreation<br>Center Pool;<br>TOS No. 34 Pio Pico<br>Library Pocket Park;<br>TOS No. 38 CD8<br>Navigation Center;<br>and<br>TOS No. 42<br>DCTWRP<br>Maintenance Facility<br>Expansion                                | \$ 4,332,348 |
| Lehrer Architects<br>LA, Inc.                      | CO124698 | September 23,<br>2019 | 5 | TOS No. 24 Algin<br>Sutton Pool;<br>LAGWRP Personnel<br>Building; TOS No.<br>31 Sanitation L.A. -<br>Glendale Water<br>Reclamation Plant<br>Administration<br>Building; and TOS<br>No. 50 Hollywood<br>Gymnasium<br>(PENDING)               | \$ 2,407,540 |
| M Arthur Gensler<br>Jr & Associates,<br>Inc.       | CO124805 | October 30,<br>2019   | 3 | TOS No. 52A/340L<br>Hollywood Walk of<br>Fame; and TOS No.<br>55 Madrid Theatre<br>Renovations  | \$ 483,666   |
| Paul Murdoch<br>Architects APC                     | CO124804 | October 19,<br>2019   | 1 | TOS No. 26 Boyle<br>Heights Sports<br>Center  | \$ 951,955   |
| Perkins & Will, Inc.                               | CO124699 | September 23,<br>2019 | 5 | TOS No. 37 L.A.<br>Street Civic Building<br>Programming and<br>Performance<br>Specifications;<br>TOS No. 41.1<br>Emergency Bridge<br>Housing;<br>TOS No. 41.4 CD15<br>Homeless Storage<br>Center; and TOS<br>No. 54 Destination<br>Crenshaw | \$ 4,201,926 |
| Pfeiffer Partners<br>Architects, Inc.              | CO124799 | October 19,<br>2019   | 0 | None  | \$ 0         |
| Rios Clementi                                      | CO124705 | September 23,         | 2 | TOS No. 14 Greek  | \$ 833,344   |

|  |          |                    |           |   |                     |
|--|----------|--------------------|-----------|---|---------------------|
| Hale Studios   |          | 2019               |           | Theatre Improvements  |                     |
| Roto Architects, Inc.  | CO124800 | October 19, 2019   | 1         | TOS No. 48<br>Channel 35 Studio   | \$ 555,556          |
| S/L/A/M Collaborative<br>formerly Frank R. Webb Architects, Inc. | CO125922 | April 27, 2020     | 0         | None  | \$ 0                |
| SMA, Inc. dba Sparano & Mooney<br>Architecture, Inc.             | CO124704 | September 23, 2019 | 2         | TOS No. 7 Studio<br>City Recreation Center; and TOS<br>No. 32<br>Granada Hills Pool | \$ 1,420,525        |
| XTEN Architecture  | CO125923 | April 27, 2020     | 0         | None  | \$ 0                |
| <b>Total Tasks</b>   |          |                    | <b>55</b> | <b>Total Dollar Value</b>   | <b>\$29,155,652</b> |

### ***Business Inclusion Program (BIP) Outreach Requirements***

On January 12, 2011, the Mayor issued Executive Directive No. 14 which created the BIP. This program provides Minority Business Enterprises (MBE), Women Business Enterprises (WBE), Small Business Enterprises (SBE), Emerging Business Enterprises (EBE), Disabled Veteran Business Enterprises (DVBE), and Other Business Enterprises (OBE) an equal opportunity to compete for and participate in City contracts. At the time, this RFQ was originally distributed in December 2012, the City had established anticipated participation levels of 18 percent MBE, 4 percent WBE, 25 percent SBE, 8 percent EBE, and 3 percent DVBE. Because of the additional certification categories of SBE, EBE, and DVBE since the last time the RFQ was released and the requirement that all new TOS be posted on the Los Angeles Business Assistance Virtual Network (LABAVN.org) after contract execution, there has been a continuing learning process for both the BOE staff and consultant staff in administering the BIP. In order to further increase transparency, the BOE's Architectural Division began posting TOS on the LABAVN.org, starting with TOS No. 28 on September 9, 2016. The BIP compliance monitoring by the BOE has been ongoing for a consultant contract list for which 55 task orders, totaling \$29,155,652, have been awarded and included over 300 subconsulting opportunities.

Due to the urgent necessity to execute the contract amendments prior to the first contracts expiring on September 23, 2019, the BCA was unable to confirm the reported certification status of the listed subcontractors or that subcontractors were added or substituted in compliance with the contract terms. The BCA was only able to confirm that the listed subcontractors and subcontract amounts match the Personal Services Contracting System (PSCS) reports provided by the BOE. However, this information could not be confirmed for some of the task orders due to missing documents for the following firms: Arkiteriv, Inc. dba Studio Pali Fekete: architects; Brooks + Scarpa Architects, Inc.; Gruen Associates; Lehrer Architects LA, Inc.; IBI Group formerly Tetra-IBI Group; John Friedman Alice Kimm Architects, Inc.; M. Arthur Gensler Jr. & Associates, Inc.; and Rios Clementi Hale Studios. All information on the below tables were reported to the BOE's PSCS as of July 30, 2019. Additionally, the BOE revised the Final Board



Department of Public Works  
Bureau of Engineering  
Bureau of Contract Administration  
Joint Report No. 2

September 11, 2019  
Page 7

Report to update some of the subconsultant utilization amounts. The BCA has not reviewed these final revisions.

Gender/Ethnicity Codes:

|                              |                                   |
|------------------------------|-----------------------------------|
| AA = African American        | HA = Hispanic American            |
| APA = Asian Pacific American | SAA = Subcontinent Asian American |
| NA = Native American         | C = Caucasian                     |
| M = Male                     | F = Female                        |

**AC Martin Partners, Inc. (CO124786)**

AC Martin Partners, Inc. was awarded one task order, Design Competition for the Los Angeles Convention Center Expansion Project (TOS No. 1), with pledged participation of 1.00 percent MBE, 2.50 percent WBE, 7.00 percent SBE, 7.00 percent EBE, 3.50 percent DVBE, and 58.00 percent OBE; the actual participation levels achieved as of March 22, 2016 are 1.00 percent MBE, 2.50 percent WBE, 7.00 percent SBE, 7.00 percent EBE, 3.50 percent DVBE, and 58.00 percent OBE. Upon approval of contract Amendment No. 1, AC Martin Partners, Inc. has pledged overall participation levels of 1.00 percent MBE, 2.50 percent WBE, 7.00 percent SBE, 7.00 percent EBE, 3.50 percent DVBE, and 58.00 percent OBE.

Since contract execution, AC Martin Partners, Inc. has added three subconsultants, including Glumac, LMN Architects, and Magnusson Klemencic Associates. The reason for the addition of these subconsultants was to prepare for the firm's entry for TOS No. 1.

**TOS No. 1**

As of July 30, 2019, the MBE/WBE/SBE/EBE/DVBE/OBE subconsultant information for AC Martin Partners, Inc. was the following:

| Table 2: TOS No. 1                          |                      |                                   |                             |                               |
|---|----------------------|-----------------------------------|-----------------------------|-------------------------------|
| Subconsultants                              | Gender/<br>Ethnicity | Business<br>Inclusion<br>Category | (%) of<br>Total<br>Invoiced | Amount<br>Invoiced<br>to Date |
| Clarke Project Solutions                    |                      | SBE, EBE, DVBE                    | 3.50%                       | \$ 7,000                      |
| FPL & Associates, Inc.                      | M/APA                | MBE, SBE, EBE                     | 1.00%                       | \$ 2,000                      |
| Glumac                                      |                      | OBE                               | 1.50%                       | \$ 3,000                      |
| LMN Architects                              |                      | OBE                               | 55.00%                      | \$110,000                     |
| Magnusson Klemencic Associates              |                      | OBE                               | 1.50%                       | \$ 3,000                      |
| Melendrez (aka RELM)                        | F/C                  | WBE, SBE, EBE                     | 2.50%                       | \$ 5,000                      |
| <b>Subtotal Subconsultant Participation</b> |                      |                                   | <b>65.00%</b>               | <b>\$130,000</b>              |
| Prime Participation                         |                      |                                   | 35.00%                      | \$ 70,000                     |
| <b>Total Invoiced to Date</b>               |                      |                                   |                             | <b>\$200,000</b>              |

| <b>Table 2A: TOS No. 1 AC Total Subconsultant Participation</b> |            |            |            |            |             |            |
|---|------------|------------|------------|------------|-------------|------------|
| <b>Achieved</b>   | <b>MBE</b> | <b>WBE</b> | <b>SBE</b> | <b>EBE</b> | <b>DVBE</b> | <b>OBE</b> |
| <b>(%) of Base Task</b>   | 1.00%      | 2.50%      | 7.00%      | 7.00%      | 3.50%       | 58.00%     |
| <b>(\$ Amount</b>   | \$2,000    | \$5,000    | \$14,000   | \$14,000   | \$7,000     | \$116,000  |

Note: Subconsultants may be certified in multiple certification categories; therefore, per the requirements of Executive Directive No. 14, the dollar amounts were credited toward multiple pledged participation categories.

***Arkiteriv, Inc. dba Studio Pali Fekete: architects (CO124802)***

Arkiteriv, Inc. dba Studio Pali Fekete: architects has been issued three task orders under the current contract, including TOS No. 35 (Warner Grand Theater Feasibility Assessment), TOS No. 43 (Taylor Yard Pedestrian Bridge), and TOS No. 44 (Rancho Cienega Sports Complex). On December 19, 2018, the Board authorized the transfer of these two task orders, TOS No. 43 and TOS No. 44, from the expired Arkiteriv, Inc. dba Studio Pali Fekete: architects contract, CO114047, to the current contract, CO124802, including the subconsultants already working on these projects.

Since the contract execution, Arkiteriv, Inc. dba Studio Pali Fekete: architects has added 10 subconsultants, including 3QC, Inc.; Aquatic Design Group; Arup Engineers; Construction Analysis and Planning, LLC; D'Autremont-Helms & Associates, Inc. DBA DHA + Calpec; JCE Structural Engineering Group, PH.D; A design Office; Servitek Solutions; TheatreDNA; and V&M Electrical Engineering.

The subconsultants assigned to Arkiteriv, Inc. dba Studio Pali Fekete: architects' Taylor Yard Pedestrian Bridge and the Rancho Cienega Sports Complex Task Orders were originally subject to the City's former MBE/WBE/OBE program prior to the transfer of the task orders to the current contract. The former MBE/WBE/OBE program did not include the BIP certification categories of SBE, EBE, and DVBE. However, in addition to the MBE or WBE certifications, some of these firms are also certified in the SBE and EBE categories.

***Warner Grand Theater Feasibility Assessment (TOS No. 35)***

As of July 30, 2019, for TOS No. 35, Arkiteriv, Inc. dba Studio Pali Fekete: architects achieved actual participation levels of 0 percent MBE, 0 percent WBE, 0 percent SBE, 0 percent EBE, 0 percent DVBE, and 0 percent OBE. The consultant was issued a NTP for this task order on September 27, 2018 and recently submitted their first invoice. The BOE is reviewing the invoice to verify subconsultant participation. Upon approval of contract Amendment No. 1, Arkiteriv, Inc. dba Studio Pali Fekete: architects has pledged participation levels of 27.00 percent MBE, 7.87 percent WBE, 15.50 percent SBE, 7.50 percent EBE, 4.83 percent DVBE, and 27.00 percent OBE.

As of July 30, 2019, the MBE/WBE/SBE/EBE/DVBE/OBE subconsultant information for Arkiteriv, Inc. dba Studio Pali Fekete: architects was the following:

| <b>Table 3: TOS No. 35</b> |                              |  |                                      |  |
|----------------------------|------------------------------|--|--------------------------------------|--|
| <b>Subconsultants</b>      | <b>Gender/<br/>Ethnicity</b> | <b>Business<br/>Inclusion<br/>Category</b> | <b>(%) of<br/>Total<br/>Invoiced</b> | <b>Amount<br/>Invoiced<br/>to Date</b> |
| Historic Resources Group   | F/C                          | WBE  | 0.00%                                | \$ 0                                   |
| TheatreDNA                 |                              | OBE  | 0.00%                                | \$ 0                                   |

Department of Public Works  
Bureau of Engineering  
Bureau of Contract Administration  
Joint Report No. 2

September 11, 2019  
Page 9

|  |         |               |              |                 |
|--|---------|---------------|--------------|-----------------|
| JCE Structural Engineering Group                       | M/HA    | MBE, EBE, SBE | 0.00%        | \$ 0            |
| D'Autremont-Helms & Associates, Inc. DBA DHA + Calpec, | M/APA   | MBE, SBE      | 0.00%        | \$ 0            |
| Servitek Solutions                                     | M / APA | DVBE, MBE     | 0.00%        | \$ 0            |
| Iskander Associates                                    | F/APA   | MBE           | 0.00%        | \$ 0            |
| Mollenhauer Group                                      |         | OBE           | 0.00%        | \$ 0            |
| <b>Subtotal Subconsultant Participation</b>            |         |               | <b>0.00%</b> | <b>\$ 0</b>     |
| Prime Participation                                    |         |               | 100.00%      | \$40,000        |
| <b>Total Invoiced to Date</b>                          |         |               |              | <b>\$40,000</b> |

| <b>Table 3A: TOS No. 35 Total Subconsultant Participation</b> |            |            |            |            |             |            |
|---|------------|------------|------------|------------|-------------|------------|
| <b>Achieved</b>   | <b>MBE</b> | <b>WBE</b> | <b>SBE</b> | <b>EBE</b> | <b>DVBE</b> | <b>OBE</b> |
| <b>(%) of Base Task</b>                                       | 0.00%      | 0.00%      | 0.00%      | 0.00%      | 0.00%       | 0.00%      |
| <b>(\$ Amount)</b>  | \$0        | \$0        | \$0        | \$0        | \$0         | \$0        |

Note: Subconsultants may be certified in multiple certification categories; therefore, per the requirements of Executive Directive No. 14, the dollar amounts were credited toward multiple pledged participation categories.

Pledged participation including Amendment No. 1:

| <b>Table 4: TOS No. 35</b>                            |                              |  |                                  |                                 |
|---|------------------------------|--|----------------------------------|---------------------------------|
| <b>Pledged Subconsultants</b>                         | <b>Gender/<br/>Ethnicity</b> | <b>Business<br/>Inclusion<br/>Category</b> | <b>(%) of<br/>Total<br/>NTPs</b> | <b>Amount of<br/>Total NTPs</b> |
| Historic Resources Group                              | F/C                          | WBE  | 7.87%                            | \$ 5,900                        |
| TheatreDNA  |                              | OBE  | 6.67%                            | \$ 5,000                        |
| JCE Structural Engineering Group                      | M/HA                         | MBE, EBE, SBE                              | 7.50%                            | \$ 5,625                        |
| D'Autremont-Helms & Associates, Inc. DBA DHA + Calpec | M/APA                        | MBE, SBE                                   | 8.00%                            | \$ 6,000                        |
| Servitek Solutions                                    | M/APA                        | DVBE, MBE                                  | 4.83%                            | \$ 3,625                        |
| Iskander Associates                                   | F/APA                        | MBE  | 6.67%                            | \$ 5,000                        |
| Mollenhauer Group                                     |                              | OBE  | 5.13%                            | \$ 3,850                        |
| <b>Subtotal Subconsultant Participation</b>           |                              |  |                                  | <b>\$35,000</b>                 |
| Prime Participation                                   |                              |  |                                  | \$40,000                        |
| <b>Base Task</b>                                      |                              |  |                                  | <b>\$75,000</b>                 |
| <b>Reimbursables</b>                                  |                              |  |                                  | <b>\$ 0</b>                     |
| <b>Contingency</b>                                    |                              |  |                                  | <b>\$20,000</b>                 |
| <b>Total Task Budget Authority</b>                    |                              |  |                                  | <b>\$95,000</b>                 |

| <b>Table 4A: TOS No. 35 Total Subconsultant Participation</b> |            |            |            |            |             |            |
|---|------------|------------|------------|------------|-------------|------------|
| <b>Pledged</b>  | <b>MBE</b> | <b>WBE</b> | <b>SBE</b> | <b>EBE</b> | <b>DVBE</b> | <b>OBE</b> |
| <b>(%) of Base Task</b>                                       | 27.00%     | 7.87%      | 15.50%     | 7.50%      | 4.83%       | 27.00%     |
| <b>(\$ Amount)</b>  | \$20,250   | \$5,900    | \$11,625   | \$5,625    | \$3,625     | \$8,850    |

Note: Subconsultants may be certified in multiple certification categories; therefore, per the requirements of Executive Directive No. 14, the dollar amounts were credited toward multiple pledged participation categories.

**Taylor Yard Pedestrian Bridge (TOS No. 43)**

As of July 30, 2019, for the Taylor Yard Pedestrian Bridge (TOS No. 43), Arkiteriv, Inc. dba Studio Pali Fekete: architects achieved actual participation levels of 0.0 percent MBE, 0.0 percent WBE, 0.0 percent SBE, 0.0 percent EBE, 0.0 percent DVBE, and 67.59 percent OBE. Upon approval of contract Amendment No. 1, Arkiteriv, Inc. dba Studio Pali Fekete: architects has pledged participation levels of 2.70 percent MBE, 1.03 percent WBE, 0.0 percent SBE, 0.0 percent EBE, 0.0 percent DVBE, and 46.88 percent OBE.

As of July 30, 2019, the MBE/WBE/SBE/EBE/DVBE/OBE subconsultant information for Arkiteriv, Inc. dba Studio Pali Fekete: architects was the following:

| <b>Table 5: TOS No. 43</b>                  |                              |  |                                      |  |
|---|------------------------------|--|--------------------------------------|--|
| <b>Subconsultants</b>                       | <b>Gender/<br/>Ethnicity</b> | <b>Business<br/>Inclusion<br/>Category</b> | <b>(%) of<br/>Total<br/>Invoiced</b> | <b>Amount<br/>Invoiced<br/>to Date</b> |
| Arup Engineers                              |                              | OBE  | 22.08%                               | \$ 26,600                              |
| Construction Specifications Service (C2S)   | M/AA                         | MBE  | 0.00%                                | \$ 0                                   |
| Hood Design                                 | M/AA                         | MBE, EBE, SBE                              | 0.00%                                | \$ 0                                   |
| Ph.D, A Design Office                       |                              | OBE  | 0.00%                                | \$ 0                                   |
| Tetra Tech, Inc.                            |                              | OBE  | 45.51%                               | \$ 54,836                              |
| The Morcos Group                            | F/C                          | WBE, SBE, EBE                              | 0.00%                                | \$ 0                                   |
| V & M Electrical Engineering                | F/C                          | WBE  | 0.00%                                | \$ 0                                   |
| <b>Subtotal Subconsultant Participation</b> |                              |  | <b>67.59%</b>                        | <b>\$ 81,436</b>                       |
| <b>Prime Participation</b>                  |                              |  | <b>32.41%</b>                        | <b>\$ 39,056</b>                       |
| <b>Total Invoiced to Date</b>               |                              |  |                                      | <b>\$120,492</b>                       |

| <b>Table 5A TOS No. 43 Total Subconsultant Participation</b> |            |            |            |            |             |            |
|--|------------|------------|------------|------------|-------------|------------|
| <b>Achieved</b>  | <b>MBE</b> | <b>WBE</b> | <b>SBE</b> | <b>EBE</b> | <b>DVBE</b> | <b>OBE</b> |
| <b>(%) of Base Task</b>                                      | 0.00%      | 0.00%      | 0.00%      | 0.00%      | 0.00%       | 67.59%     |
| <b>(\$ ) Amount</b>  | \$0        | \$0        | \$0        | \$0        | \$0         | \$81,436   |

Note: Subconsultants may be certified in multiple certification categories; therefore, per the requirements of Executive Directive No. 14, the dollar amounts were credited toward multiple pledged participation categories. Pledged participation including Amendment No. 1:

| <b>Table 6: TOS No. 43</b>                |                              |  |                              |                                 |
|---|------------------------------|--|------------------------------|---------------------------------|
| <b>Pledged Subconsultants</b>             | <b>Gender/<br/>Ethnicity</b> | <b>Business<br/>Inclusion<br/>Category</b> | <b>(%) of<br/>Total NTPs</b> | <b>Amount of<br/>Total NTPs</b> |
| Arup Engineers                            |                              | OBE  | 29.80%                       | \$116,094                       |
| Construction Specifications Service (C2S) | M/AA                         | MBE  | 0.77%                        | \$ 3,000                        |
| Hood Design                               | M/AA                         | MBE  | 1.93%                        | \$ 7,535                        |
| Ph.D, A Design Office                     |                              | OBE  | 6.42%                        | \$ 25,000                       |
| Tetra Tech, Inc.                          |                              | OBE  | 10.67%                       | \$ 41,549                       |
| The Morcos Group                          | F/C                          | WBE, SBE, EBE                              | 0.00%                        | \$ 0                            |
| V & M Electrical Engineering              | F/C                          | WBE  | 1.03%                        | \$ 4,000                        |

Department of Public Works  
Bureau of Engineering  
Bureau of Contract Administration  
Joint Report No. 2

September 11, 2019  
Page 11

|   |               |                  |
|---|---------------|------------------|
| <b>Subtotal Subconsultant Participation</b> | <b>50.61%</b> | <b>\$197,178</b> |
| Prime Participation                         | 49.39%        | \$192,402        |
| <b>Base Task</b>                            |               | <b>\$389,580</b> |
| <b>Reimbursables</b>                        |               | <b>\$ 0</b>      |
| <b>Contingency</b>                          |               | <b>\$115,827</b> |
| <b>Total Task Budget Authority</b>          |               | <b>\$505,407</b> |

| <b>Table 6A: TOS No. 43 Total Subconsultant Participation</b> |            |            |            |            |             |            |
|---|------------|------------|------------|------------|-------------|------------|
| <b>Pledged</b>  | <b>MBE</b> | <b>WBE</b> | <b>SBE</b> | <b>EBE</b> | <b>DVBE</b> | <b>OBE</b> |
| <b>(%) of Base Task</b>                                       | 2.70%      | 1.03%      | 0.00%      | 0.00%      | 0.00%       | 46.88%     |
| <b>(\$ Amount)</b>  | \$10,535   | \$4,000    | \$0        | \$0        | \$0         | \$182,643  |

Note: Subconsultants may be certified in multiple certification categories; therefore, per the requirements of Executive Directive No. 14, the dollar amounts were credited toward multiple pledged participation categories.

**Rancho Cienega Sports Complex (TOS No. 44)**

As of July 30, 2019, for the TOS No. 44, Arkiteriv, Inc. dba Studio Pali Fekete: architects achieved actual participation levels of 2.17 percent MBE, 4.53 percent WBE, 0.00 percent SBE, 0.00 percent EBE, 0.00 percent DVBE, and 40.56 percent OBE. Upon approval of contract Amendment No. 1, Arkiteriv, Inc. dba Studio Pali Fekete: architects has pledged participation levels of 14.27 percent MBE, 5.25 percent WBE, 27.76 percent SBE, 22.38 percent EBE, 0.00 percent DVBE, and 30.79 percent OBE.

As of July 30, 2019, the MBE/WBE/SBE/EBE/DVBE/OBE subconsultant information for Arkiteriv, Inc. dba Studio Pali Fekete: architects was the following:

| <b>Table 7: TOS No. 44</b>                  |                              |  |                                      |  |
|---|------------------------------|--|--------------------------------------|--|
| <b>Subconsultants</b>                       | <b>Gender/<br/>Ethnicity</b> | <b>Business<br/>Inclusion<br/>Category</b> | <b>(%) of<br/>Total<br/>Invoiced</b> | <b>Amount<br/>Invoiced<br/>to Date</b> |
| Hood Design                                 | M/AA                         | EBE, SBE, MBE                              | 0.00%                                | \$ 0                                   |
| JCE Structural Engineering Group            | M/HA                         | SBE, EBE                                   | 0.00%                                | \$ 0                                   |
| Iskander Associates                         | F/SAA                        | MBE  | 2.17%                                | \$ 1,503                               |
| Construction Specifications Service         | M/AA                         | MBE  | 0.00%                                | \$ 0                                   |
| V&M Electrical Engineering                  | F/C                          | WBE  | 4.53%                                | \$ 3,143                               |
| Buro Happold Consulting                     |                              | OBE  | 30.02%                               | \$20,817                               |
| Tetra Tech, Inc.                            |                              | OBE  | 4.05%                                | \$ 2,809                               |
| Aquatic Design Group                        |                              | SBE  | 0.00%                                | \$ 0                                   |
| 3QC, Inc.                                   |                              | SBE, EBE                                   | 0.00%                                | \$ 0                                   |
| Construction Analysis and Planning, LLC     |                              | OBE  | 0.00%                                | \$ 0                                   |
| Ph.D, A Design Office                       |                              | OBE  | 6.49%                                | \$ 4,500                               |
| <b>Subtotal Subconsultant Participation</b> |                              |  | <b>47.26%</b>                        | <b>\$32,772</b>                        |
| Prime Participation                         |                              |  | 52.74%                               | \$36,575                               |
| <b>Total Invoiced to Date</b>               |                              |  |                                      | <b>\$69,347</b>                        |

| <b>Table 7A: TOS No. 44 Total Subconsultant Participation</b> |            |            |            |            |             |            |
|---|------------|------------|------------|------------|-------------|------------|
| <b>Achieved</b>   | <b>MBE</b> | <b>WBE</b> | <b>SBE</b> | <b>EBE</b> | <b>DVBE</b> | <b>OBE</b> |
| <b>(%) of Base Task</b>                                       | 2.17%      | 4.53%      | 0.00%      | 0.00%      | 0.00%       | 40.56%     |
| <b>(\$ Amount)</b>  | \$1,503    | \$3,143    | \$0        | \$0        | \$0         | \$28,126   |

Note: Subconsultants may be certified in multiple certification categories; therefore, per the requirements of Executive Directive No. 14, the dollar amounts were credited toward multiple pledged participation categories.

Pledged participation including Amendment No. 1:

| <b>Table 8: TOS No. 44</b>                  |                              |  |                                  |                                 |
|---|------------------------------|--|----------------------------------|---------------------------------|
| <b>Pledged Subconsultants</b>               | <b>Gender/<br/>Ethnicity</b> | <b>Business<br/>Inclusion<br/>Category</b> | <b>(%) of<br/>Total<br/>NTPs</b> | <b>Amount of<br/>Total NTPs</b> |
| Hood Design                                 | M/AA                         | SBE, EBE, MBE                              | 12.30%                           | \$ 31,200                       |
| JCE Structural Engineering Group            | M/HA                         | MBE, SBE, EBE                              | 1.97%                            | \$ 5,000                        |
| Iskander Associates                         | F/SAA                        | MBE  | 0.00%                            | \$ 0                            |
| Construction Specifications Service         | M/AA                         | MBE  | 0.00%                            | \$ 0                            |
| V&M Electrical Engineering                  | F/C                          | WBE  | 5.25%                            | \$ 13,320                       |
| Buro Happold Consulting                     |                              | OBE  | 23.64%                           | \$ 60,000                       |
| Tetra Tech, Inc.                            |                              | OBE  | 5.57%                            | \$ 14,123                       |
| Aquatic Design Group                        |                              | SBE  | 5.38%                            | \$ 13,642                       |
| 3QC, Inc.                                   |                              | SBE, EBE                                   | 8.11%                            | \$ 20,600                       |
| Construction Analysis and Planning, LLC     |                              | OBE  | 0.00%                            | \$ 0                            |
| Ph.D, A Design Office                       |                              | OBE  | 1.58%                            | \$ 4,000                        |
| <b>Subtotal Subconsultant Participation</b> |                              |  | <b>63.80%</b>                    | <b>\$ 161,885</b>               |
| Prime Participation                         |                              |  | 36.20%                           | \$ 91,869                       |
| <b>Base Task</b>                            |                              |  |                                  | <b>\$253,754</b>                |
| <b>Reimbursables</b>                        |                              |  |                                  | <b>\$ 0</b>                     |
| <b>Contingency</b>                          |                              |  |                                  | <b>\$ 0</b>                     |
| <b>Total Task Budget Authority</b>          |                              |  |                                  | <b>\$253,754</b>                |

| <b>Table 8A: TOS No. 44 Total Subconsultant Participation</b> |            |            |            |            |             |            |
|---|------------|------------|------------|------------|-------------|------------|
| <b>Pledged</b>  | <b>MBE</b> | <b>WBE</b> | <b>SBE</b> | <b>EBE</b> | <b>DVBE</b> | <b>OBE</b> |
| <b>(%) of Base Task</b>                                       | 14.27%     | 5.25%      | 27.76%     | 22.38%     | 0.00%       | 30.79%     |
| <b>(\$ Amount)</b>  | \$36,200   | \$13,320   | \$70,442   | \$56,800   | \$0         | \$78,123   |

Note: Subconsultants may be certified in multiple certification categories; therefore, per the requirements of Executive Directive No. 14, the dollar amounts were credited toward multiple pledged participation categories.

### **Brooks + Scarpa, Inc. (CO124703)**

Brooks + Scarpa, Inc. has been issued five task orders under the current contract. Brooks + Scarpa, Inc. completed three task orders under this contract, including TOS No. 5 (First and Broadway Park Design Competition), TOS No. 17 (City Hall 19<sup>th</sup> and 21<sup>st</sup> Floors Electrical Engineering), and TOS No. 20 (Los Angeles Convention Center Solar Energy Project RFP Development).

Brooks + Scarpa, Inc. has two task orders that are still in progress, including TOS No. 6 (Engine Company 23 Arts Center) and TOS No. 30 (LAPD Northeast Division Parking Facility). Since the contract execution, Brooks + Scarpa Architects, Inc. has added 13 subconsultants. Brooks + Scarpa Architects, Inc. added Argento/Graham; Barbara Hall



September 11, 2019  
Page 13

Associates; Construction Specifications Services (C2S); Critical Structures, Inc.; Holmes Fire; Innovative Engineering Group, Inc.; and Structure Focus for TOS No. 6 Engine Company 23 Arts Center. This is a historic restoration project requiring structural retrofitting and specialized design services. Brooks + Scarpa Architects, Inc. added Gannett Fleming; Leland Saylor Associates; ProjectLine Technical Services, Inc.; VCA Engineers, Inc.; and Walker Parking Consultants for TOS No. 30 LAPD Northeast Division Parking Facility task order. Since this is a design-build project for a police parking lot, subconsultants specializing in parking facilities were added. Brooks + Scarpa Architects, Inc. added Promise Energy for the completed TOS No. 20 Los Angeles Convention Center Solar Energy Project Request for Proposal Development task order.

***First and Broadway Park Design Competition (TOS No. 5)***

For TOS No. 5, the BOE selected Brooks + Scarpa, Inc. as one of four firms from the PQOC Architectural consulting list and the PQOC Landscape Architectural consulting list for the First and Broadway Park Design Competition. The BOE paid the firm a stipend of \$21,500 for preparing their conceptual design entry. Since Brooks + Scarpa, Inc. was not selected to design the project, no subconsultants were utilized.

As of June 17, 2016, the MBE/WBE/SBE/EBE/DVBE/OBE subconsultant information for this TOS was the following:

| <b>Table 9: TOS No. 5</b>                   |                              |  |                                  |  |
|---|------------------------------|--|----------------------------------|--|
| <b>Subconsultants</b>                       | <b>Gender/<br/>Ethnicity</b> | <b>Business<br/>Inclusion<br/>Category</b> | <b>(%) of Total<br/>Invoiced</b> | <b>Amount<br/>Invoiced<br/>to Date</b> |
| Not applicable                              |                              |  | 0.00%                            | \$ 0                                   |
| <b>Subtotal Subconsultant Participation</b> |                              |  | <b>0.00%</b>                     | <b>\$ 0</b>                            |
| Prime Participation                         |                              |  | <b>100.00%</b>                   | <b>\$21,500</b>                        |
| <b>Total Invoiced to Date</b>               |                              |  |                                  | <b>\$21,500</b>                        |

| <b>Table 9A: TOS No. 20 Total Subconsultant Participation</b> |            |            |            |            |             |            |
|---|------------|------------|------------|------------|-------------|------------|
| <b>Achieved</b>   | <b>MBE</b> | <b>WBE</b> | <b>SBE</b> | <b>EBE</b> | <b>DVBE</b> | <b>OBE</b> |
| <b>(%) of Base Task</b>                                       | 0.00%      | 0.00%      | 0.00%      | 0.00%      | 0.00%       | 0.00%      |
| <b>(\$ Amount</b>   | \$0        | \$0        | \$0        | \$0        | \$0         | \$0        |

Note: Subconsultants may be certified in multiple certification categories; therefore, per the requirements of Executive Directive No. 14, the dollar amounts were credited toward multiple pledged participation categories.

***City Hall 19<sup>th</sup> and 21<sup>st</sup> Floors Electrical Engineering (TOS No. 17)***

For TOS No. 17, Brooks + Scarpa, Inc. utilized subconsultant Innovative Engineering Group. This TOS is considered a “pass through” in that the prime consultant for a nominal administrative fee used their contract as a vehicle for the City to bring aboard a subconsultant of specialized expertise in electrical engineering to assist the BOE’s

Architectural Division's in-house staff to complete the project design. Brooks + Scarpa, Inc. requested a release from this TOS due to delays in project completion. The BOE granted their request. The participation levels are 0.00 percent MBE, 0.00 percent WBE, 0.00 percent SBE, 0.00 percent EBE, 0.00 percent DVBE, and 67.72 percent OBE.

As of June 6, 2018, the MBE/WBE/SBE/EBE/DVBE/OBE subconsultant information for task order was the following:

| <b>Table 10: TOS No. 17</b>                 |                              |  |                                      |  |
|---|------------------------------|--|--------------------------------------|--|
| <b>Subconsultants</b>                       | <b>Gender/<br/>Ethnicity</b> | <b>Business<br/>Inclusion<br/>Category</b> | <b>(%) of<br/>Total<br/>Invoiced</b> | <b>Amount<br/>Invoiced<br/>to Date</b> |
| Innovative Engineering Group, Inc.          |                              | OBE  | 67.72%                               | \$15,925                               |
| <b>Subtotal Subconsultant Participation</b> |                              |  | <b>67.72%</b>                        | <b>\$15,925</b>                        |
| Prime Participation                         |                              |  | <b>32.28%</b>                        | <b>\$ 7,593</b>                        |
| <b>Total Invoiced to Date</b>               |                              |  |                                      | <b>\$23,518</b>                        |

| <b>Table 10A: TOS No. 20 Total Subconsultant Participation</b> |            |            |            |            |             |            |
|--|------------|------------|------------|------------|-------------|------------|
| <b>Achieved</b>  | <b>MBE</b> | <b>WBE</b> | <b>SBE</b> | <b>EBE</b> | <b>DVBE</b> | <b>OBE</b> |
| <b>(%) of Base Task</b>  | 0.00%      | 0.00%      | 0.00%      | 0.00%      | 0.00%       | 67.72%     |
| <b>(\$ Amount)</b>   | \$0        | \$0        | \$0        | \$0        | \$0         | \$15,925   |

Note: Subconsultants may be certified in multiple certification categories; therefore, per the requirements of Executive Directive No. 14, the dollar amounts were credited toward multiple pledged participation categories.

### ***Los Angeles Convention Center Solar Energy Project RFP Development (TOS No. 20)***

For TOS No. 20, Brooks + Scarpa, Inc. added Promise Energy (OBE). TOS is considered a "pass through," in that the prime consultant, for a nominal administrative fee, used their contract as a vehicle for the City to bring aboard a subconsultant of specialized expertise in solar energy to assist the Convention Center client agency to develop a procurement process to install photovoltaic systems. TOS No. 20 was originally reported to the Board as requiring \$102,303 to complete, plus a contingency of \$17,697. However, the TOS was completed with the final Notice-to-Proceed (NTP) amount of \$99,956. Brooks + Scarpa, Inc. invoiced the City for \$94,581.

The Board Report for this project, adopted on April 5, 2017, pledged participation levels of 0.00 percent MBE, 0.00 percent WBE, 0.00 percent SBE, 0.00 percent EBE, 0.00 percent DVBE, and 86.81 percent OBE. As of May 6, 2018, Brooks + Scarpa, Inc. has achieved participation levels of 0.00 percent MBE, 0.00 percent WBE, 0.00 percent SBE, 0.00 percent EBE, 0.00 percent DVBE, and 92.83 percent OBE. This TOS has been completed.

As of June 6, 2018, the MBE/WBE/SBE/EBE/DVBE/OBE subconsultant information for TOS was the following:



September 11, 2019  
Page 15

| Table 11: TOS No. 20                        |                      |                                   |                             |                               |
|---|----------------------|-----------------------------------|-----------------------------|-------------------------------|
| Subconsultants                              | Gender/<br>Ethnicity | Business<br>Inclusion<br>Category | (%) of<br>Total<br>Invoiced | Amount<br>Invoiced<br>to Date |
| Promise Energy                              |                      | OBE                               | 92.83%                      | \$87,799                      |
| <b>Subtotal Subconsultant Participation</b> |                      |                                   | <b>92.83%</b>               | <b>\$87,799</b>               |
| Prime Participation                         |                      |                                   | <b>7.17%</b>                | <b>\$ 6,782</b>               |
| <b>Total Invoiced to Date</b>               |                      |                                   |                             | <b>\$94,581</b>               |

| Table 11A: TOS No. 20 Total Subconsultant Participation |       |       |       |       |       |          |
|---|-------|-------|-------|-------|-------|----------|
| Achieved  | MBE   | WBE   | SBE   | EBE   | DVBE  | OBE      |
| (%) of Base Task  | 0.00% | 0.00% | 0.00% | 0.00% | 0.00% | 92.83%   |
| (\$ Amount)   | \$0   | \$0   | \$0   | \$0   | \$0   | \$87,799 |

Note: Subconsultants may be certified in multiple certification categories; therefore, per the requirements of Executive Directive No. 14, the dollar amounts were credited toward multiple pledged participation categories.

### **Engine Company 23 Arts Center (TOS No. 6)**

As of July 30, 2019, for the TOS No. 6, Brooks + Scarpa Architects achieved actual participation levels of 6.65 percent MBE, 1.33 percent WBE, 11.07 percent SBE, 10.20 percent EBE, 0.00 percent DVBE, and 29.109 percent OBE. Upon approval of contract Amendment No. 1, Brooks + Scarpa Architects has pledged participation levels of 3.97 percent MBE, 3.07 percent WBE, 8.44 percent SBE, 7.79 percent EBE, 0.00 percent DVBE, and 24.82 percent OBE.

As of July 1, 2019, the MBE/WBE/SBE/EBE/DVBE/OBE subconsultant information for Brooks + Scarpa Architects was the following:

| Table 12: TOS No. 6                         |                      |                                   |                             |                               |
|---|----------------------|-----------------------------------|-----------------------------|-------------------------------|
| Subconsultants                              | Gender/<br>Ethnicity | Business<br>Inclusion<br>Category | (%) of<br>Total<br>Invoiced | Amount<br>Invoiced<br>to Date |
| Argento/Graham                              |                      | OBE                               | 1.76%                       | \$ 6,000.00                   |
| Barbara L. Hall PE, Inc.                    |                      | OBE                               | 2.64%                       | \$ 9,000.00                   |
| Chattel Architecture                        |                      | SBE, EBE                          | 8.27%                       | \$ 28,194.75                  |
| Construction Specifications Service (C2S)   | M/AA                 | MBE                               | 0.86%                       | \$ 2,935.00                   |
| Critical Structures, Inc.                   |                      | OBE                               | 11.27%                      | \$ 38,425.00                  |
| EQS Consultants                             | M/SAA                | MBE                               | 5.46%                       | \$ 18,599.50                  |
| Gausman & Moore                             |                      | OBE                               | 10.78%                      | \$ 36,750.00                  |
| Holmes Fire                                 |                      | OBE                               | 1.27%                       | \$ 4,325.00                   |
| Innovative Engineering Group, Inc.          | M/APA                | MBE                               | 0.34%                       | \$ 1,150.00                   |
| Luminesce Design                            |                      | OBE                               | 1.47%                       | \$ 5,000.00                   |
| MARRS Services, Inc.                        | F/SAA                | WBE, SBE                          | 0.87%                       | \$ 2,960.00                   |
| Neiman Studio                               | F/C                  | WBE, SBE, EBE                     | 0.46%                       | \$ 1,565.00                   |
| Structural Forces                           |                      | SBE, EBE                          | 1.47%                       | \$ 5,000.00                   |
| <b>Subtotal Subconsultant Participation</b> |                      |                                   | <b>46.91%</b>               | <b>\$159,904.25</b>           |

|                               |        |                     |
|-------------------------------|--------|---------------------|
| Prime Participation           | 53.09% | \$180,987.65        |
| <b>Total Invoiced to Date</b> |        | <b>\$340,891.90</b> |

| <b>Table 12A: TOS No. 6 Total Subconsultant Participation</b> |             |            |             |             |             |             |
|---|-------------|------------|-------------|-------------|-------------|-------------|
| <b>Achieved</b>   | <b>MBE</b>  | <b>WBE</b> | <b>SBE</b>  | <b>EBE</b>  | <b>DVBE</b> | <b>OBE</b>  |
| <b>(%) of Base Task</b>                                       | 6.65%       | 1.33%      | 11.07%      | 10.20%      | 0.00%       | 29.19%      |
| <b>(\$ Amount)</b>  | \$22,684.50 | \$4,525.00 | \$37,719.75 | \$34,759.75 | \$0.00      | \$99,500.00 |

Note: Subconsultants may be certified in multiple certification categories; therefore, per the requirements of Executive Directive No. 14, the dollar amounts were credited toward multiple pledged participation categories.

Pledged participation including Amendment No. 1:

| <b>Table 13: TOS No. 6</b>                   |                              |  |                              |                                 |
|--|------------------------------|--|------------------------------|---------------------------------|
| <b>Pledged Subconsultants</b>                | <b>Gender/<br/>Ethnicity</b> | <b>Business<br/>Inclusion<br/>Category</b> | <b>(%) of<br/>Total NTPs</b> | <b>Amount of<br/>Total NTPs</b> |
| Argento/Graham                               |                              | OBE  | 2.66%                        | \$ 24,000                       |
| Barbara L. Hall PE, Inc.                     |                              | OBE  | 1.33%                        | \$ 12,000                       |
| Chattel Architecture                         |                              | SBE, EBE                                   | 5.37%                        | \$ 48,440                       |
| Construction Specifications<br>Service (C2S) | M/AA                         | MBE  | 1.00%                        | \$ 9,000                        |
| Critical Structures, Inc.                    |                              | OBE  | 6.71%                        | \$ 60,500                       |
| EQS Consultants                              | M/SAA                        | MBE  | 2.97%                        | \$ 26,800                       |
| Gausman & Moore                              |                              | OBE  | 12.70%                       | \$114,620                       |
| Holmes Fire                                  |                              | OBE  | 0.35%                        | \$ 3,200                        |
| Innovative Engineering Group, Inc.           |                              | OBE  | 0.13%                        | \$ 1,150                        |
| Luminesce Design                             |                              | OBE  | 0.94%                        | \$ 8,500                        |
| MARRS Services, Inc.                         | F/APA                        | WBE SBE                                    | 0.66%                        | \$ 5,920                        |
| Neiman Studio                                | F/C                          | WBE, SBE, EBE                              | 2.42%                        | \$ 21,800                       |
| Structural Focus                             |                              | SBE, EBE                                   | 0.55%                        | \$ 5,000                        |
| <b>Subtotal Subconsultant Participation</b>  |                              |  | <b>37.79%</b>                | <b>\$340,930</b>                |
| Prime Participation                          |                              |  | 62.21%                       | \$561,290                       |
| <b>Base Task</b>                             |                              |  |                              | <b>\$902,220</b>                |
| <b>Reimbursables</b>                         |                              |  |                              | <b>\$ 22,820</b>                |
| <b>Contingency</b>                           |                              |  |                              | <b>\$ 11,126</b>                |
| <b>Total Task Budget Authority</b>           |                              |  |                              | <b>\$936,166</b>                |

| <b>Table 13A: TOS No. 6 Total Subconsultant Participation</b> |            |            |            |            |             |            |
|---|------------|------------|------------|------------|-------------|------------|
| <b>Pledged</b>  | <b>MBE</b> | <b>WBE</b> | <b>SBE</b> | <b>EBE</b> | <b>DVBE</b> | <b>OBE</b> |
| <b>(%) of Base Task</b>                                       | 3.97%      | 3.07%      | 8.44%      | 7.79%      | 0.00%       | 24.82%     |
| <b>(\$ Amount)</b>  | \$35,800   | \$27,720   | \$76,160   | \$70,240   | \$0.00      | \$223,970  |

Note: Subconsultants may be certified in multiple certification categories; therefore, per the requirements of Executive Directive No. 14, the dollar amounts were credited toward multiple pledged participation categories.

### **LAPD Northeast Division Parking Facility (TOS No. 30)**

As of July 30, 2019, for (TOS No. 30, Brooks + Scarpa Architects achieved actual participation levels of 19.40 percent MBE, 6.39 percent WBE, 22.92 percent SBE, 12.99 percent EBE, 3.54 percent DVBE, and 20.46 percent OBE. Upon approval of contract Amendment No. 1, Brooks + Scarpa Architects has pledged participation levels of 19.11

Department of Public Works  
Bureau of Engineering  
Bureau of Contract Administration  
Joint Report No. 2

September 11, 2019  
Page 17

percent MBE, 5.26 percent WBE, 20.70 percent SBE, 12.52 percent EBE, 2.92 percent DVBE, and 20.79 percent OBE.

As of July 30, 2019, the MBE/WBE/SBE/EBE/DVBE/OBE subconsultant information for Brooks + Scarpa Architects was the following:

| <b>Table 14: TOS No. 30</b>                 |                              |  |                                      |  |
|---|------------------------------|--|--------------------------------------|--|
| <b>Subconsultants</b>                       | <b>Gender/<br/>Ethnicity</b> | <b>Business<br/>Inclusion<br/>Category</b> | <b>(%) of<br/>Total<br/>Invoiced</b> | <b>Amount<br/>Invoiced<br/>to Date</b> |
| Gannett Fleming                             |                              | OBE  | 4.74%                                | \$ 26,242.00                           |
| Leland Saylor Associates                    |                              | SBE, DVBE                                  | 3.54%                                | \$ 19,600.00                           |
| MARRS Services, Inc.                        | F/SAA                        | WBE, SBE                                   | 6.39%                                | \$ 35,370.00                           |
| ProjectLine Technical Services, Inc.        | F/APA                        | MBE, SBE, EBE                              | 12.99%                               | \$ 71,928.00                           |
| VCA Engineers, Inc.                         | M/APA                        | MBE  | 6.41%                                | \$ 35,475.00                           |
| Walker Parking Consultants                  |                              | OBE  | 15.72%                               | \$ 87,050.00                           |
| <b>Subtotal Subconsultant Participation</b> |                              |  | <b>49.79%</b>                        | <b>\$275,665.00</b>                    |
| Prime Participation                         |                              |  | 50.21%                               | \$277,954.97                           |
| <b>Total Invoiced to Date</b>               |                              |  |                                      | <b>\$553,619.97</b>                    |

| <b>Table 14A: TOS No. 30 Total Subconsultant Participation</b> |            |            |            |            |             |            |
|--|------------|------------|------------|------------|-------------|------------|
| <b>Achieved</b>  | <b>MBE</b> | <b>WBE</b> | <b>SBE</b> | <b>EBE</b> | <b>DVBE</b> | <b>OBE</b> |
| <b>(%) of Base Task</b>  | 19.40%     | 6.39%      | 22.92%     | 12.99%     | 3.54%       | 20.46%     |
| <b>(\$ Amount</b>  | \$107,403  | \$35,370   | \$126,898  | \$71,928   | \$19,600    | \$113,292  |

Note: Subconsultants may be certified in multiple certification categories; therefore, per the requirements of Executive Directive No. 14, the dollar amounts were credited toward multiple pledged participation categories.

Pledged participation including Amendment No. 1:

| <b>Table 15: TOS No. 30</b>                 |                              |  |                                  |                                 |
|---|------------------------------|--|----------------------------------|---------------------------------|
| <b>Pledged Subconsultants</b>               | <b>Gender/<br/>Ethnicity</b> | <b>Business<br/>Inclusion<br/>Category</b> | <b>(%) of<br/>Total<br/>NTPs</b> | <b>Amount of<br/>Total NTPs</b> |
| Gannett Fleming                             |                              | OBE  | 4.92%                            | \$ 33,026                       |
| Leland Saylor Associates                    |                              | DVBE, SBE                                  | 2.92%                            | \$ 19,600                       |
| MARRS Services, Inc.                        | F/SAA                        | WBE, SBE                                   | 5.26%                            | \$ 35,370                       |
| ProjectLine Technical Services, Inc.        | F/APA                        | MBE, SBE, EBE                              | 12.52%                           | \$ 84,093                       |
| VCA Engineers, Inc.                         | M/APA                        | MBE  | 6.60%                            | \$ 44,344                       |
| Walker Parking Consultants                  |                              | OBE  | 15.87%                           | \$106,650                       |
| <b>Subtotal Subconsultant Participation</b> |                              |  | <b>48.08%</b>                    | <b>\$323,083</b>                |
| Prime Participation                         |                              |  | 51.92%                           | \$348,840                       |
| <b>Base Task</b>                            |                              |  |                                  | <b>\$671,923</b>                |
| <b>Reimbursables</b>                        |                              |  |                                  | <b>\$ 30,000</b>                |
| <b>Contingency</b>                          |                              |  |                                  | <b>\$ 25,077</b>                |
| <b>Total Task Budget Authority</b>          |                              |  |                                  | <b>\$727,000</b>                |

| <b>Table 15A: TOS No. 30 Total Subconsultant Participation</b> |            |            |            |            |             |            |
|--|------------|------------|------------|------------|-------------|------------|
| <b>Pledged</b>   | <b>MBE</b> | <b>WBE</b> | <b>SBE</b> | <b>EBE</b> | <b>DVBE</b> | <b>OBE</b> |
| <b>(%) of Base Task</b>  | 19.11%     | 5.26%      | 20.70%     | 12.52%     | 2.92%       | 20.79%     |
| <b>(\$ Amount)</b>   | \$128,437  | \$35,370   | \$139,063  | \$84,093   | \$19,600    | \$139,676  |

Note: Subconsultants may be certified in multiple certification categories; therefore, per the requirements of Executive Directive No. 14, the dollar amounts were credited toward multiple pledged participation categories.

### ***Eric Owen Moss Architects (CO125148)***

Eric Owen Moss Architects has been issued two task orders under the current contract. They include the completed TOS No. 5A (First and Broadway Park Design Competition) and the active TOS No. 27 (Highland Park Junior Arts Center). Since the contract execution, Eric Owen Moss Architects has added eight subconsultants. Eric Owen Moss Architects added AWC West; GPA Consulting; Green Dinosaur, Inc.; Hongjoo Kim Landscape Architects, Inc.; Horton Lees Brogden; O'Connor Construction Management, Inc.; Strategic Economics; and Veneklasen for the Highland Park Junior Arts Center Project.

### ***First and Broadway Park Design Competition (TOS No. 5A)***

For TOS No. 5A, the BOE selected Eric Owen Moss Architects as one of four firms from the PQOC Architectural consulting list and the PQOC Landscape Architectural Consulting List for the First and Broadway Park Design Competition. The BOE paid the firm a stipend of \$21,500 for preparing their conceptual design entry. Since Eric Owen Moss Architects was not selected to design the project, no subconsultants were utilized.

As of June 17, 2016, the MBE/WBE/SBE/EBE/DVBE/OBE subconsultant information for this TOS was the following:

| <b>Table 16: TOS No. 5A</b>                 |                              |  |                                      |                                    |
|---|------------------------------|--|--------------------------------------|------------------------------------|
| <b>Subconsultants</b>                       | <b>Gender/<br/>Ethnicity</b> | <b>Business<br/>Inclusion<br/>Category</b> | <b>(%) of<br/>Total<br/>Invoiced</b> | <b>Amount<br/>Invoiced to Date</b> |
| Not applicable                              |                              |  | 0.00%                                | \$ 0                               |
| <b>Subtotal Subconsultant Participation</b> |                              |  | <b>0.00%</b>                         | <b>\$ 0</b>                        |
| Prime Participation                         |                              |  | <b>100.00%</b>                       | <b>\$21,500</b>                    |
| <b>Total Invoiced to Date</b>               |                              |  |                                      | <b>\$21,500</b>                    |

| <b>Table 16A: TOS No. 5A Total Subconsultant Participation</b> |            |            |            |            |             |            |
|--|------------|------------|------------|------------|-------------|------------|
| <b>Achieved</b>  | <b>MBE</b> | <b>WBE</b> | <b>SBE</b> | <b>EBE</b> | <b>DVBE</b> | <b>OBE</b> |
| <b>(%) of Base Task</b>  | 0.00%      | 0.00%      | 0.00%      | 0.00%      | 0.00%       | 0.00%      |
| <b>(\$ Amount)</b>   | \$0        | \$0        | \$0        | \$0        | \$0         | \$0        |

Note: Subconsultants may be certified in multiple certification categories; therefore, per the requirements of Executive Directive No. 14, the dollar amounts were credited toward multiple pledged participation categories.

### ***Highland Park Junior Arts Center (TOS No. 27)***

As of July 30, 2019, for the TOS No. 27, Eric Owen Moss Architects achieved actual participation levels of 13.79 percent MBE, 30.19 percent WBE, 19.78 percent SBE, 18.08 percent EBE, 6.82 percent DVBE, and 9.48 percent OBE. Upon approval of contract Amendment No. 1, Eric Owen Moss Architects has pledged participation levels

Department of Public Works  
Bureau of Engineering  
Bureau of Contract Administration  
Joint Report No. 2

September 11, 2019  
Page 19

of 17.24 percent MBE, 6.77 percent WBE, 16.61 percent SBE, 9.01 percent EBE, 5.56 percent DVBE, and 14.11 percent OBE.

As of July 1, 2019, the MBE/WBE/SBE/EBE/DVBE/OBE subconsultant information for Eric Owen Moss Architects was the following:

| <b>Table 17: TOS No. 27</b>                        |                              |  |                                      |  |
|--|------------------------------|--|--------------------------------------|--|
| <b>Subconsultants</b>                              | <b>Gender/<br/>Ethnicity</b> | <b>Business<br/>Inclusion<br/>Category</b> | <b>(%) of<br/>Total<br/>Invoiced</b> | <b>Amount<br/>Invoiced<br/>to Date</b> |
| Antieri Haloossim & Mattingly Consulting Engineers |                              | OBE  | 9.48%                                | \$ 7,640.00                            |
| AWC West   |                              | OBE  | 0.00%                                | \$ 0.00                                |
| GPA Consultant                                     | F/HA                         | MBE, SBE, EBE                              | 12.31%                               | \$ 9,923.62                            |
| Green Dinosaur, Inc.                               |                              | SBE  | 1.71%                                | \$ 1,376.16                            |
| Hongjoo Kim Landscape Architects, Inc.             | M/APA                        | MBE, SBE, EBE                              | 0.00%                                | \$ 0.00                                |
| Horton Lees Brogden                                | F/C                          | WBE  | 0.00%                                | \$ 0.00                                |
| Nast Enterprises                                   |                              | SBE, EBE                                   | 5.77%                                | \$ 4,650.00                            |
| O'Connor Construction Management, Inc.             |                              | DVBE                                       | 6.82%                                | \$ 5,500.00                            |
| Strategic Economics                                | F/C                          | WBE  | 30.19%                               | \$24,340.00                            |
| VCA Engineers, Inc.                                | M/APA                        | MBE  | 1.48%                                | \$ 1,190.40                            |
| Veneklasen Associates                              |                              | SBE, EBE                                   | 0.00%                                | \$ 0.00                                |
| <b>Subtotal Subconsultant Participation</b>        |                              |  | <b>67.75%</b>                        | <b>\$54,620.18</b>                     |
| Prime Participation                                |                              |  | 32.25%                               | \$25,999.60                            |
| <b>Total Invoiced to Date</b>                      |                              |  |                                      | <b>\$80,619.78</b>                     |

| <b>Table 17A: TOS No. 27 Total Subconsultant Participation</b> |             |             |             |             |             |            |
|--|-------------|-------------|-------------|-------------|-------------|------------|
| <b>Achieved</b>  | <b>MBE</b>  | <b>WBE</b>  | <b>SBE</b>  | <b>EBE</b>  | <b>DVBE</b> | <b>OBE</b> |
| <b>(%) of Base Task</b>  | 13.79%      | 30.19%      | 19.78%      | 18.08%      | 6.82%       | 9.48%      |
| <b>(\$)</b> Amount   | \$11,114.02 | \$24,340.00 | \$15,949.18 | \$14,573.62 | \$5,500.00  | \$7,640.00 |

Note: Subconsultants may be certified in multiple certification categories; therefore, per the requirements of Executive Directive No. 14, the dollar amounts were credited toward multiple pledged participation categories.

Pledged participation including Amendment No. 1:

| <b>Table 18: TOS No. 27</b>                        |                              |  |                                  |                                 |
|--|------------------------------|--|----------------------------------|---------------------------------|
| <b>Pledged Subconsultants</b>                      | <b>Gender/<br/>Ethnicity</b> | <b>Business<br/>Inclusion<br/>Category</b> | <b>(%) of<br/>Total<br/>NTPs</b> | <b>Amount of<br/>Total NTPs</b> |
| Antieri Haloossim & Mattingly Consulting Engineers |                              | OBE  | 12.77%                           | \$ 95,500                       |
| AWC West   |                              | OBE  | 1.34%                            | \$ 10,000                       |
| GPA Consultant                                     | F/HA                         | MBE, SBE EBE                               | 1.36%                            | \$ 10,200                       |
| Green Dinosaur, Inc.                               |                              | SBE  | 7.60%                            | \$ 56,781                       |

|   |       |               |               |                  |
|---|-------|---------------|---------------|------------------|
| Hongjoo Kim Landscape Architects, Inc.      | M/APA | MBE, SBE, EBE | 2.14%         | \$ 16,000        |
| Horton Lees Brogden                         | F/C   | WBE           | 3.51%         | \$ 26,250        |
| Nast Enterprises                            |       | SBE, EBE      | 0.94%         | \$ 7,000         |
| O'Connor Construction Management, Inc.      |       | DVBE          | 5.56%         | \$ 41,600        |
| Strategic Economics                         | F/C   | WBE           | 3.26%         | \$ 24,370        |
| VCA Engineers, Inc.                         | M/APA | MBE           | 13.74%        | \$102,680        |
| Veneklasen Associates                       |       | SBE, EBE      | 4.57%         | \$ 34,175        |
| <b>Subtotal Subconsultant Participation</b> |       |               | <b>56.79%</b> | <b>\$424,556</b> |
| Prime Participation                         |       |               | 43.21%        | \$323,000        |
| <b>Base Task</b>                            |       |               |               | <b>\$747,556</b> |
| <b>Reimbursables</b>                        |       |               |               | <b>\$ 0</b>      |
| <b>Contingency</b>                          |       |               |               | <b>\$102,444</b> |
| <b>Total Task Budget Authority</b>          |       |               |               | <b>\$850,000</b> |

| <b>Table 18A: TOS No. 27 Total Subconsultant Participation</b> |            |            |            |            |             |            |
|--|------------|------------|------------|------------|-------------|------------|
| <b>Pledged</b>   | <b>MBE</b> | <b>WBE</b> | <b>SBE</b> | <b>EBE</b> | <b>DVBE</b> | <b>OBE</b> |
| <b>(%) of Base Task</b>  | 17.24%     | 6.77%      | 16.61%     | 9.01%      | 5.56%       | 14.11%     |
| <b>(\$ Amount)</b>   | \$128,880  | \$50,620   | \$124,156  | \$67,375   | \$41,600    | \$105,500  |

Note: Subconsultants may be certified in multiple certification categories; therefore, per the requirements of Executive Directive No. 14, the dollar amounts were credited toward multiple pledged participation categories.

### ***Gonzalez/Goodale Architects (CO124803)***

Gonzalez/Goodale Architects has been issued three task orders under the current contract. TOS No. 41.2 involving the Emergency Bridge Housing Program are not subject to BIP subconsultant utilization reporting per Mayor's Office waiver. Multiple Emergency Bridge Housing projects have been assigned to this consultant and the work is ongoing. The total NTP amount for Bridge Home Task Orders is \$899,044, and a total of \$727,609 has been invoiced to date. It is critical that contract CO124803 be amended in order for Gonzalez/Goodale Architects to continue working on Emergency Bridge Housing projects without lapses to this contract.

Council District No. 2 Navigation Center (TOS No. 41.3) and LADOT Downtown Bus Maintenance Yard (TOS No. 45) are both subject to BIP subconsultant utilization reporting. Since the contract execution, Gonzalez/Goodale Architects has added seven subconsultants. Gonzalez/Goodale Architects added Budlong & Associates, Inc. to the TOS No. 41.3. Gonzalez/Goodale Architects added Crain & Associates; Englekirk Institutional, Inc. formerly Englekirk & Sabol Consulting Structural Engineers, Inc.; Promise Energy; Rosenheim & Associates, Inc.; Tetra-IBI Group Architecture Planning; and Vanir Construction Management, Inc. to TOS No. 45. On December 19, 2018, the Board approved the transfer of TOS No. 220 from expired Gonzalez/Goodale Architects contract CO114022 to current contract CO124803. This TOS transfer required the consultant to add subcontracts from the expired contract to the current contract. The subconsultants assigned to the LADOT Downtown Bus Maintenance Yard Task Order were originally subject to the City's former MBE/WBE/OBE program prior to the transfer of the TOS to the current contract. The former MBE/WBE/OBE program did not include the BIP certification categories of SBE, EBE, and DVBE. However, in addition to the



Department of Public Works  
Bureau of Engineering  
Bureau of Contract Administration  
Joint Report No. 2

September 11, 2019  
Page 21

MBE or WBE certifications, some of these firms are also certified in the SBE and EBE categories. This TOS also involved the design and construction of a bus maintenance yard requiring specialized subconsultants involving Compressed Natural Gas/Liquified Natural Gas (CNG/LNG) fueling systems, electrified bus charging stations, and solar energy systems.

**Council District No. 2 Navigation Center (TOS No. 41.3)**

As of July 30, 2019, for the TOS No. 41.3, Gonzalez/Goodale Architects achieved actual participation levels of 15.45 percent MBE, 2.24 percent WBE, 9.39 percent SBE, 9.39 percent EBE, 0.00 percent DVBE, and 0.00 percent OBE. Upon approval of contract Amendment No. 1, Gonzalez/Goodale Architects has pledged participation levels of 22.40 percent MBE, 4.99 percent WBE, 16.34 percent SBE, 16.34 percent EBE, 0.00 percent DVBE, and 0.00 percent OBE.

As of July 30, 2019, the MBE/WBE/SBE/EBE/DVBE/OBE subconsultant information for Gonzalez/Goodale Architects was the following:

| <b>Table 19: TOS No. 41.3</b>               |                              |  |                                      |  |
|---|------------------------------|--|--------------------------------------|--|
| <b>Subconsultants</b>                       | <b>Gender/<br/>Ethnicity</b> | <b>Business<br/>Inclusion<br/>Category</b> | <b>(%) of<br/>Total<br/>Invoiced</b> | <b>Amount<br/>Invoiced<br/>to Date</b> |
| Budlong & Associates, Inc.                  | M/APA                        | MBE  | 6.06%                                | \$ 15,959.70                           |
| Construction Cost Consultants               | F/SAA                        | WBE  | 2.24%                                | \$ 5,911.16                            |
| Hongjoo Kim Landscape Architects, Inc.      | M/APA                        | MBE, SBE, EBE                              | 0.00%                                | \$ 0.00                                |
| VCA Engineers, Inc.                         | M/APA                        | MBE, SBE, EBE                              | 9.39%                                | \$ 24,734.85                           |
| <b>Subtotal Subconsultant Participation</b> |                              |  | <b>17.69%</b>                        | <b>\$ 46,605.71</b>                    |
| <b>Prime Participation</b>                  |                              |  | <b>82.31%</b>                        | <b>\$216,826.00</b>                    |
| <b>Total Invoiced to Date</b>               |                              |  |                                      | <b>\$263,431.71</b>                    |

| <b>Table 19A: TOS No 41.3 Total Subconsultant Participation</b> |            |            |            |            |             |            |
|---|------------|------------|------------|------------|-------------|------------|
| <b>Achieved</b>   | <b>MBE</b> | <b>WBE</b> | <b>SBE</b> | <b>EBE</b> | <b>DVBE</b> | <b>OBE</b> |
| <b>(%) of Base Task</b>   | 15.45%     | 2.24%      | 9.39%      | 9.39%      | 0.00%       | 0.00%      |
| <b>(\$ Amount)</b>  | \$40,695   | \$5,911    | \$24,735   | \$24,735   | \$0         | \$0        |

Note: Subconsultants may be certified in multiple certification categories; therefore, per the requirements of Executive Directive No. 14, the dollar amounts were credited toward multiple pledged participation categories.

Pledged participation including Amendment No. 1:

| <b>Table 20: TOS No. 41.3</b> |                              |  |                                  |                                 |
|-------------------------------|------------------------------|--|----------------------------------|---------------------------------|
| <b>Pledged Subconsultants</b> | <b>Gender/<br/>Ethnicity</b> | <b>Business<br/>Inclusion<br/>Category</b> | <b>(%) of<br/>Total<br/>NTPs</b> | <b>Amount of<br/>Total NTPs</b> |
| Budlong & Associates, Inc.    | M/APA                        | MBE  | 6.06%                            | \$ 17,860                       |
| Construction Cost Consultants | F/SAA                        | WBE  | 4.99%                            | \$ 14,700                       |

|   |       |               |               |                  |
|---|-------|---------------|---------------|------------------|
| Hongjoo Kim Landscape Architects, Inc.      | M/APA | MBE, SBE, EBE | 5.94%         | \$ 17,500        |
| VCA Engineers, Inc.                         | M/APA | MBE, SBE, EBE | 10.41%        | \$ 30,680        |
| <b>Subtotal Subconsultant Participation</b> |       |               | <b>27.39%</b> | <b>\$ 80,740</b> |
| Prime Participation                         |       |               | 72.61%        | \$214,044        |
| <b>Base Task</b>                            |       |               |               | <b>\$294,784</b> |
| <b>Reimbursables</b>                        |       |               |               | <b>\$ 0</b>      |
| <b>Contingency</b>                          |       |               |               | <b>\$ 29,478</b> |
| <b>Total Task Budget Authority</b>          |       |               |               | <b>\$324,262</b> |

| <b>Table 20A: TOS No. 41.3 Total Subconsultant Participation</b> |            |            |            |            |             |            |
|--|------------|------------|------------|------------|-------------|------------|
| <b>Pledged</b>   | <b>MBE</b> | <b>WBE</b> | <b>SBE</b> | <b>EBE</b> | <b>DVBE</b> | <b>OBE</b> |
| <b>(%) of Base Task</b>  | 22.40%     | 4.99%      | 16.34%     | 16.34%     | 0.00%       | 0.00%      |
| <b>(\$ Amount)</b>   | \$66,040   | \$14,700   | \$48,180   | \$48,180   | \$0         | \$0        |

Note: Subconsultants may be certified in multiple certification categories; therefore, per the requirements of Executive Directive No. 14, the dollar amounts were credited toward multiple pledged participation categories.

### ***LADOT Downtown Bus Maintenance Yard (TOS No. 45)***

As of July 30, 2019, for TOS No. 45, Gonzalez/Goodale Architects achieved actual participation levels of 0.00 percent MBE, 0.00 percent WBE, 0.00 percent SBE, 0.00 percent EBE, 0.00 percent DVBE, and 0.00 percent OBE. Upon approval of contract Amendment No. 1, Gonzalez/Goodale Architects has pledged participation levels of 0.00 percent MBE, 0.00 percent WBE, 4.81 percent SBE, 4.81 percent EBE, 0.00 percent DVBE, and 30.18 percent OBE. As discussed above, the task order was transferred from an expired contract. Most payments had already been made under the expired contract CO114022.

As of July 30, 2019, the MBE/WBE/SBE/EBE/DVBE/OBE subconsultant information for Gonzalez/Goodale Architects was the following:

| <b>Table 21: TOS No. 45</b>                                    |                              |  |                                      |  |
|--|------------------------------|--|--------------------------------------|--|
| <b>Subconsultants</b>  | <b>Gender/<br/>Ethnicity</b> | <b>Business<br/>Inclusion<br/>Category</b> | <b>(%) of<br/>Total<br/>Invoiced</b> | <b>Amount<br/>Invoiced<br/>to Date</b> |
| Moore Iacofano Goltsman, Inc. (MIG)<br>formerly AHBE Landscape |                              | OBE  | 0.00%                                | \$ 0                                   |
| Vanir Construction Management, Inc.                            | F/HA                         | WBE  | 0.00%                                | \$ 0                                   |
| Construction Cost Consultants                                  | F/SAA                        | WBE  | 0.00%                                | \$ 0                                   |
| Roshanian and Associates                                       |                              | SBE, EBE                                   | 0.00%                                | \$ 0                                   |
| Crain & Associates   |                              | SBE, EBE                                   | 0.00%                                | \$ 0                                   |
| Tetra-IBI  |                              | OBE  | 0.00%                                | \$ 0                                   |
| Syska Hennessy   |                              | OBE  | 0.00%                                | \$ 0                                   |
| Englekirk Institutional, Inc.                                  |                              | OBE  | 0.00%                                | \$ 0                                   |
| Rosenheim and Associates, Inc.                                 |                              | OBE  | 0.00%                                | \$ 0                                   |
| Promise Energy   |                              | OBE  | 0.00%                                | \$ 0                                   |
| <b>Subtotal Subconsultant Participation</b>                    |                              |  | <b>0.00%</b>                         | <b>\$ 0</b>                            |
| Prime Participation  |                              |  | 0.00%                                | \$ 0                                   |
| <b>Total Invoiced to Date</b>                                  |                              |  |                                      | <b>\$ 0</b>                            |



Department of Public Works  
Bureau of Engineering  
Bureau of Contract Administration  
Joint Report No. 2

September 11, 2019  
Page 23

| <b>Table 21A: TOS No. 45 Total Subconsultant Participation</b> |            |            |            |            |             |            |
|--|------------|------------|------------|------------|-------------|------------|
| <b>Achieved</b>  | <b>MBE</b> | <b>WBE</b> | <b>SBE</b> | <b>EBE</b> | <b>DVBE</b> | <b>OBE</b> |
| <b>(%) of Base Task</b>  | 0.00%      | 0.00%      | 0.00%      | 0.00%      | 0.00%       | 0.00%      |
| <b>(\$ Amount)</b>   | \$0        | \$0        | \$0        | \$0        | \$0         | \$0        |

Note: Subconsultants may be certified in multiple certification categories; therefore, per the requirements of Executive Directive No. 14, the dollar amounts were credited toward multiple pledged participation categories.

Pledged participation including Amendment No. 1:

| <b>Table 22: TOS No. 45</b>                                    |                              |  |                                  |                                 |
|--|------------------------------|--|----------------------------------|---------------------------------|
| <b>Pledged Subconsultants</b>                                  | <b>Gender/<br/>Ethnicity</b> | <b>Business<br/>Inclusion<br/>Category</b> | <b>(%) of<br/>Total<br/>NTPs</b> | <b>Amount of<br/>Total NTPs</b> |
| Moore Iacofano Goltsman, Inc. (MIG)<br>formerly AHBE Landscape |                              | OBE  | 0.98%                            | \$ 3,950.00                     |
| Vanir Construction Management, Inc.                            | F/HA                         | WBE  | 0.00%                            | \$ 0.00                         |
| Construction Cost Consultants                                  | F/SAA                        | WBE  | 0.00%                            | \$ 0.00                         |
| Roshanian and Associates                                       |                              | SBE, EBE                                   | 4.36%                            | \$ 17,600.00                    |
| Crain & Associates   |                              | SBE, EBE                                   | 0.45%                            | \$ 1,800.00                     |
| Tetra-IBI  |                              | OBE  | 5.65%                            | \$ 22,780.00                    |
| Syska Hennessy   |                              | OBE  | 13.30%                           | \$ 53,621.90                    |
| Englekirk Institutional, Inc.                                  |                              | OBE  | 7.50%                            | \$ 30,242.00                    |
| Rosenheim and Associates, Inc.                                 |                              | OBE  | 0.00%                            | \$ 0.00                         |
| Promise Energy   |                              | OBE  | 2.75%                            | \$ 11,088.00                    |
| <b>Subtotal Subconsultant Participation</b>                    |                              |  | <b>34.99%</b>                    | <b>\$141,081.90</b>             |
| Prime Participation  |                              |  | 65.01%                           | \$262,162.00                    |
| <b>Base Task</b>   |                              |  |                                  | <b>\$403,243.90</b>             |
| <b>Reimbursables</b>   |                              |  |                                  | <b>\$ 0.00</b>                  |
| <b>Contingency</b>   |                              |  |                                  | <b>\$ 0.00</b>                  |
| <b>Total Task Budget Authority</b>                             |                              |  |                                  | <b>\$403,243.90</b>             |

| <b>Table 22A: TOS No. 45 Total Subconsultant Participation</b> |            |            |             |             |             |              |
|--|------------|------------|-------------|-------------|-------------|--------------|
| <b>Pledged</b>   | <b>MBE</b> | <b>WBE</b> | <b>SBE</b>  | <b>EBE</b>  | <b>DVBE</b> | <b>OBE</b>   |
| <b>(%) of Base Task</b>  | 0.00%      | 0.00%      | 4.81%       | 4.81%       | 0.00%       | 30.18%       |
| <b>(\$ Amount)</b>   | \$0.00     | \$0.00     | \$19,400.00 | \$19,400.00 | \$0.00      | \$121,681.90 |

Note: Subconsultants may be certified in multiple certification categories; therefore, per the requirements of Executive Directive No. 14, the dollar amounts were credited toward multiple pledged participation categories.

**Gruen Associates (CO124702)**

Gruen Associates has been issued four task orders under the current contract, TOS No. 18 (Professional Design Review of the Los Angeles Convention Center), TOS No. 22 (Los Angeles River Valley Greenway Design Project), TOS No. 33 (Pershing Square Renew Phase 1A), and TOS No. 40 (Solar Photovoltaic LAPD Motor Transport Division).

Gruen Associates has added 24 subconsultants. Gruen Associates added 10 subconsultants for the Los Angeles River Valley Greenway Design Task Order, including California Watershed Engineering (CWE); Epic Land Solutions, Inc.; KOA Corporation; Land Econ

Group; Leland Saylor Associates; Oyler Wu Collaborative; Psomas & Associates; SKA Design; Terry A. Hayes & Associates; and the Robert Group. Gruen Associates added nine subconsultants to the Pershing Square Renew Phase 1A Sole Source Task Order, including Agence Ter LA, LLC; Community Arts Resources; Deborah Murphy Urban Design + Planning; Fehr and Peers; KPFF Consulting Engineers; Lighting Design Alliance; MGAC; SALT Landscape Architects; and Syska Hennessy. Gruen Associates added one subconsultant, Davison Associates, to the Solar Photovoltaic LAPD Motor Transport Division Task Order. Gruen Associates added four subconsultants to the Professional Design Review of the Los Angeles Convention Center, including Beezley Management, LLC; John A Martin & Associates; Laschober & Sovich, Inc.; and McKay Conant Brook, Inc.

***Professional Design Review for the Los Angeles Convention Center (TOS No. 18)***

On April 10, 2019, the Board approved the TOS award to Gruen Associates for the Professional Design Review for the Los Angeles Convention Center (TOS No. 18). As such, Gruen Associates achieved actual participation levels of 0.00 percent MBE, 0.00 percent WBE, 0.00 percent SBE, 0.00 percent EBE, 0.00 percent DVBE, and 0.00 percent OBE. Upon approval of contract Amendment No. 1, Gruen Associates has pledged participation levels of 2.80 percent MBE, 0.00 percent WBE, 23.98 percent SBE, 23.98 percent EBE, 0.00 percent DVBE, and 56.81 percent OBE.

As of July 30, 2019, the MBE/WBE/SBE/EBE/DVBE/OBE subconsultant information for Gruen Associates was the following:

| <b>Table 23: TOS No. 18</b>                 |                              |  |                                      |  |
|---|------------------------------|--|--------------------------------------|--|
| <b>Subconsultants</b>                       | <b>Gender/<br/>Ethnicity</b> | <b>Business<br/>Inclusion<br/>Category</b> | <b>(%) of<br/>Total<br/>Invoiced</b> | <b>Amount<br/>Invoiced<br/>to Date</b> |
| Beezley Management                          |                              | SBE, EBE                                   | 0.00%                                | \$ 0                                   |
| Syska Hennessy Group                        |                              | OBE  | 0.00%                                | \$ 0                                   |
| John A. Martin Associates                   |                              | OBE  | 0.00%                                | \$ 0                                   |
| Psomas                                      |                              | OBE  | 0.00%                                | \$ 0                                   |
| Simpson, Gumpertz Y Heger (SGH)             |                              | OBE  | 0.00%                                | \$ 0                                   |
| Hongjoo Kim Landscape Architects            | M/APA                        | MBE, SBE, EBE                              | 0.00%                                | \$ 0                                   |
| Laschober + Sovich                          |                              | OBE  | 0.00%                                | \$ 0                                   |
| McKay Conant Hoover                         |                              | OBE  | 0.00%                                | \$ 0                                   |
| MGAC  |                              | OBE  | 0.00%                                | \$ 0                                   |
| <b>Subtotal Subconsultant Participation</b> |                              |  | 0.00%                                | \$ 0                                   |
| <b>Prime Participation</b>                  |                              |  | 0.00%                                | \$ 0                                   |
| <b>Total Invoiced to Date</b>               |                              |  |                                      | \$ 0                                   |

| <b>Table 23A: TOS No. 18 Total Subconsultant Participation</b> |            |            |            |            |             |            |
|--|------------|------------|------------|------------|-------------|------------|
| <b>Achieved</b>  | <b>MBE</b> | <b>WBE</b> | <b>SBE</b> | <b>EBE</b> | <b>DVBE</b> | <b>OBE</b> |
| <b>(%) of Base Task</b>  | 0.00%      | 0.00%      | 0.00%      | 0.00%      | 0.00%       | 0.00%      |
| <b>(\$ Amount)</b>   | \$0        | \$0        | \$0        | \$0        | \$0         | \$0        |

Note: Subconsultants may be certified in multiple certification categories; therefore, per the requirements of Executive Directive No. 14, the dollar amounts were credited toward multiple pledged participation categories.

Department of Public Works  
Bureau of Engineering  
Bureau of Contract Administration  
Joint Report No. 2

September 11, 2019  
Page 25

Pledged participation including Amendment No. 1:

| <b>Table 24: TOS No. 18</b>                 |                              |  |                                  |                                 |
|---|------------------------------|--|----------------------------------|---------------------------------|
| <b>Pledged Subconsultants</b>               | <b>Gender/<br/>Ethnicity</b> | <b>Business<br/>Inclusion<br/>Category</b> | <b>(%) of<br/>Total<br/>NTPs</b> | <b>Amount of<br/>Total NTPs</b> |
| Beezley Management                          |                              | SBE, EBE                                   | 21.18%                           | \$119,595                       |
| Syska Hennessy Group                        |                              | OBE  | 19.98%                           | \$112,800                       |
| John A. Martin Associates                   |                              | OBE  | 14.03%                           | \$ 79,205                       |
| Psomas                                      |                              | OBE  | 6.90%                            | \$ 38,960                       |
| Simpson, Gumpertz & Heger (SGH)             |                              | OBE  | 2.67%                            | \$ 15,100                       |
| Hongjoo Kim Landscape Architects            | M/APA                        | MBE, SBE, EBE                              | 2.80%                            | \$ 15,820                       |
| Laschober + Sovich                          |                              | OBE  | 1.28%                            | \$ 7,250                        |
| McKay Conant Hoover                         |                              | OBE  | 7.87%                            | \$ 44,447                       |
| MGAC  |                              | OBE  | 4.07%                            | \$ 23,000                       |
| <b>Subtotal Subconsultant Participation</b> |                              |  | <b>80.79%</b>                    | <b>\$456,177</b>                |
| Prime Participation                         |                              |  | 19.21%                           | \$108,480                       |
| <b>Base Task</b>                            |                              |  |                                  | <b>\$564,657</b>                |
| <b>Reimbursables</b>                        |                              |  |                                  | <b>\$ 0</b>                     |
| <b>Contingency</b>                          |                              |  |                                  | <b>\$ 50,000</b>                |
| <b>Total Task Budget Authority</b>          |                              |  |                                  | <b>\$614,657</b>                |

| <b>Table 24A: TOS No. 18 Total Subconsultant Participation</b> |            |            |            |            |             |            |
|--|------------|------------|------------|------------|-------------|------------|
| <b>Pledged</b>   | <b>MBE</b> | <b>WBE</b> | <b>SBE</b> | <b>EBE</b> | <b>DVBE</b> | <b>OBE</b> |
| <b>(%) of Base Task</b>  | 2.80%      | 0.00%      | 23.98%     | 23.98%     | 0.00%       | 56.81%     |
| <b>(\$ Amount)</b>   | \$15,820   | \$0        | \$135,415  | \$135,415  | \$0         | \$320,762  |

Note: Subconsultants may be certified in multiple certification categories; therefore, per the requirements of Executive Directive No. 14, the dollar amounts were credited toward multiple pledged participation categories.

**Los Angeles River Valley Greenway Design Project (TOS No. 22)**

As of July 30, 2019, for the TOS No. 22, Gruen Associates achieved actual participation levels of 19.71 percent MBE, 0.41 percent WBE, 25.69 percent SBE, 5.50 percent EBE, 1.59 percent DVBE, and 34.52 percent OBE. Upon approval of contract Amendment No. 1, Gruen Associates has pledged participation levels of 18.98 percent MBE, 1.58 percent WBE, 30.10 percent SBE, 6.77 percent EBE, 2.16 percent DVBE, and 38.59 percent OBE.

As of July 30, 2019, the MBE/WBE/SBE/EBE/DVBE/OBE subconsultant information for Gruen Associates was the following:

| <b>Table 25: TOS No. 22</b>            |                              |  |                                      |  |
|--|------------------------------|--|--------------------------------------|--|
| <b>Subconsultants</b>                  | <b>Gender/<br/>Ethnicity</b> | <b>Business<br/>Inclusion<br/>Category</b> | <b>(%) of<br/>Total<br/>Invoiced</b> | <b>Amount<br/>Invoiced<br/>to Date</b> |
| California Watershed Engineering (CWE) | M/SAA                        | MBE, SBE, EBE                              | 5.50%                                | \$ 118,881.00                          |
| Epic Land Solutions, Inc.              |                              | SBE  | 2.34%                                | \$ 50,534.63                           |

|   |       |          |               |                       |
|---|-------|----------|---------------|-----------------------|
| KOA Corporation                               |       | OBE      | 4.82%         | \$ 104,304.00         |
| Land Econ Group                               |       | OBE      | 0.63%         | \$ 13,720.00          |
| Leland Saylor Associates                      |       | DVBE     | 1.59%         | \$ 34,300.00          |
| MARRS Services, Inc.                          |       | OBE      | 0.00%         | \$ 0.00               |
| Oyler Wu Collaborative                        |       | OBE      | 6.13%         | \$ 132,627.00         |
| Psomas & Associates                           |       | OBE      | 22.93%        | \$ 495,889.64         |
| SKA Design                                    | M/C   | MBE, SBE | 0.44%         | \$ 9,501.00           |
| Studio-MLA (formerly Mia Lehrer & Associates) | F/HA  | MBE      | 7.64%         | \$ 165,276.00         |
| Terry A. Hayes & Associates                   |       | SBE      | 10.87%        | \$ 235,009.75         |
| The Robert Group                              | F/AA  | WBE, SBE | 0.41%         | \$ 8,900.00           |
| VCA Engineers, Inc.                           | M/APA | MBE, SBE | 6.13%         | \$ 132,615.00         |
| <b>Subtotal Subconsultant Participation</b>   |       |          | <b>69.44%</b> | <b>\$1,501,558.02</b> |
| Prime Participation                           |       |          | 30.56%        | <b>\$ 660,776.79</b>  |
| <b>Total Invoiced to Date</b>                 |       |          |               | <b>\$2,162,334.81</b> |

| <b>Table 25A: TOS No. 22 Total Subconsultant Participation</b> |            |            |              |              |             |              |
|--|------------|------------|--------------|--------------|-------------|--------------|
| <b>Achieved</b>  | <b>MBE</b> | <b>WBE</b> | <b>SBE</b>   | <b>EBE</b>   | <b>DVBE</b> | <b>OBE</b>   |
| <b>(%) of Base Task</b>  | 19.71%     | 0.41%      | 25.69%       | 5.50%        | 1.59%       | 34.52%       |
| <b>(\$ Amount)</b>   | 426,273.00 | \$8,900.00 | \$555,441.38 | \$118,881.00 | \$34,300.00 | \$746,540.64 |

Note: Subconsultants may be certified in multiple certification categories; therefore, per the requirements of Executive Directive No. 14, the dollar amounts were credited toward multiple pledged participation categories.

Pledged participation including Amendment No. 1:

| <b>Table 26: TOS No. 22</b>                   |                         |                                    |                          |                             |
|---|-------------------------|------------------------------------|--------------------------|-----------------------------|
| <b>Pledged Subconsultants</b>                 | <b>Gender/Ethnicity</b> | <b>Business Inclusion Category</b> | <b>(%) of Total NTPs</b> | <b>Amount of Total NTPs</b> |
| California Watershed Engineering (CWE)        | M/SAA                   | MBE, SBE, EBE                      | 6.08%                    | \$ 424,946                  |
| Epic Land Solutions, Inc.                     |                         | SBE                                | 4.22%                    | \$ 294,976                  |
| KOA Corporation                               |                         | OBE                                | 4.10%                    | \$ 286,584                  |
| Land Econ Group                               |                         | OBE                                | 0.35%                    | \$ 24,120                   |
| Leland Saylor Associates                      |                         | DVBE                               | 2.16%                    | \$ 151,078                  |
| MARRS Services, Inc.                          | F/APA                   | WBE, SBE, EBE                      | 0.69%                    | \$ 48,300                   |
| Oyler Wu Collaborative                        |                         | OBE                                | 4.62%                    | \$ 322,570                  |
| Psomas & Associates                           |                         | OBE                                | 29.52%                   | \$2,062,975                 |
| SKA Design                                    | M/HA                    | MBE, SBE                           | 0.47%                    | \$ 32,900                   |
| Studio-MLA (formerly Mia Lehrer & Associates) | F/HA                    | MBE                                | 5.00%                    | \$ 349,600                  |
| Terry A. Hayes & Associates                   |                         | SBE                                | 10.32%                   | \$ 721,200                  |
| The Robert Group                              | F/AA                    | WBE, SBE                           | 0.9%                     | \$ 62,348                   |
| VCA Engineers, Inc.                           | M/APA                   | MBE, SBE                           | 7.42%                    | \$ 518,498                  |
| <b>Subtotal Subconsultant Participation</b>   |                         |                                    | <b>75.85%</b>            | <b>\$5,300,095</b>          |
| Prime Participation                           |                         |                                    | 24.15%                   | \$1,687,141                 |
| <b>Base Task</b>                              |                         |                                    |                          | <b>\$6,987,236</b>          |
| <b>Reimbursable Expenses</b>                  |                         |                                    |                          | <b>\$ 135,600</b>           |
| <b>Contingency</b>                            |                         |                                    |                          | <b>\$ 200,000</b>           |
| <b>Total Task Budget Authority</b>            |                         |                                    |                          | <b>\$7,322,836</b>          |

Department of Public Works  
Bureau of Engineering  
Bureau of Contract Administration  
Joint Report No. 2

September 11, 2019  
Page 27

| <b>Table 26A: TOS No. 22 Total Subconsultant Participation</b> |             |            |             |            |             |             |
|--|-------------|------------|-------------|------------|-------------|-------------|
| <b>Pledged</b>   | <b>MBE</b>  | <b>WBE</b> | <b>SBE</b>  | <b>EBE</b> | <b>DVBE</b> | <b>OBE</b>  |
| <b>(%) of Base Task</b>  | 18.98%      | 1.58%      | 30.10%      | 6.77%      | 2.16%       | 38.59%      |
| <b>(\$ Amount)</b>   | \$1,325,944 | \$110,648  | \$2,103,168 | \$473,246  | \$151,078   | \$2,696,249 |

Note: Subconsultants may be certified in multiple certification categories; therefore, per the requirements of Executive Directive No. 14, the dollar amounts were credited toward multiple pledged participation categories.

**Pershing Square Renew Phase 1A and 1B (TOS No. 33)**

As of July 30, 2019, for TOS No. 33, Gruen Associates achieved actual participation levels of 0.00 percent MBE, 0.49 percent WBE, 1.90 percent SBE, 1.90 percent EBE, 0.00 percent DVBE, and 27.55 percent OBE. Upon approval of contract Amendment No. 1, Gruen Associates has pledged participation levels of 1.31 percent MBE, 5.43 percent WBE, 5.99 percent SBE, 4.67 percent EBE, 0.00 percent DVBE, and 66.80 percent OBE.

As of July 30, 2019, the MBE/WBE/SBE/EBE/DVBE/OBE subconsultant information for Gruen Associates was the following:

| <b>Table 27: TOS No. 33</b>                 |                              |  |                                      |  |
|---|------------------------------|--|--------------------------------------|--|
| <b>Subconsultants</b>                       | <b>Gender/<br/>Ethnicity</b> | <b>Business<br/>Inclusion<br/>Category</b> | <b>(%) of<br/>Total<br/>Invoiced</b> | <b>Amount<br/>Invoiced<br/>to Date</b> |
| Agence Ter                                  |                              | OBE  | 13.39%                               | \$ 82,150                              |
| KPFF Consulting Engineers                   |                              | OBE  | 5.09%                                | \$ 31,250                              |
| Fehr & Peers                                |                              | OBE  | 4.89%                                | \$ 30,000                              |
| Rachel Allen Architecture                   | F/C                          | WBE  | 0.00%                                | \$ 0                                   |
| SALT Landscape Architects                   | M/C                          | SBE, EBE                                   | 1.83%                                | \$ 11,250                              |
| M-E Engineers                               |                              | OBE  | 1.55%                                | \$ 9,500                               |
| C & E Ingenierie                            |                              | OBE  | 0.00%                                | \$ 0                                   |
| Community Arts Resources                    |                              | OBE  | 1.65%                                | \$ 10,150                              |
| MGAC  |                              | OBE  | 0.08%                                | \$ 500                                 |
| Syska Hennessy Group                        |                              | OBE  | 0.90%                                | \$ 5,500                               |
| Still Room                                  |                              | OBE  | 0.00%                                | \$ 0                                   |
| Terry A. Hayes Associates                   | M/AA                         | MBE, SBE, EBE                              | 0.00%                                | \$ 0                                   |
| Cosentini Associates                        |                              | OBE  | 0.00%                                | \$ 0                                   |
| Deborah Murphy Urban Design + Planning      | F/C                          | WBE  | 0.49%                                | \$ 3,000                               |
| Lighting Design Alliance                    |                              | SBE, EBE                                   | 0.07%                                | \$ 420                                 |
| Joma Design Studio                          |                              | OBE  | 0.00%                                | \$ 0                                   |
| Leo Villareal                               |                              | OBE  | 0.00%                                | \$ 0                                   |
| <b>Subtotal Subconsultant Participation</b> |                              |  | <b>29.94%</b>                        | <b>\$183,720</b>                       |
| <b>Prime Participation</b>                  |                              |  | <b>70.06%</b>                        | <b>\$429,890</b>                       |
| <b>Total Invoiced to Date</b>               |                              |  |                                      | <b>\$613,610</b>                       |

| <b>Table 27A: TOS No. 33 Total Subconsultant Participation</b> |            |            |            |            |             |            |
|--|------------|------------|------------|------------|-------------|------------|
| <b>Achieved</b>  | <b>MBE</b> | <b>WBE</b> | <b>SBE</b> | <b>EBE</b> | <b>DVBE</b> | <b>OBE</b> |
| <b>(%) of Base Task</b>  | 0.00%      | 0.49%      | 1.90%      | 1.90%      | 0.00%       | 27.55%     |
| <b>(\$ Amount)</b>   | \$0        | \$3,000    | \$11,670   | \$11,670   | \$0         | \$169,050  |

Note: Subconsultants may be certified in multiple certification categories; therefore, per the requirements of Executive Directive No. 14, the dollar amounts were credited toward multiple pledged participation categories.

Pledged participation including Amendment No. 1:

| Table 28: TOS No. 33                                    |          |                      |                                   |                      |                         |           |
|---|----------|----------------------|-----------------------------------|----------------------|-------------------------|-----------|
| Pledged Subconsultants                                  |          | Gender/<br>Ethnicity | Business<br>Inclusion<br>Category | (%) of<br>Total NTPs | Amount of<br>Total NTPs |           |
| Agence Ter  |          |                      | OBE                               | 28.77%               | \$ 328,600              |           |
| KPFF Consulting Engineers                               |          |                      | OBE                               | 10.94%               | \$ 125,000              |           |
| Fehr & Peers  |          |                      | OBE                               | 10.51%               | \$ 120,000              |           |
| Rachel Allen Architecture                               |          | F/C                  | WBE                               | 4.38%                | \$ 50,000               |           |
| SALT Landscape Architects                               |          | M/C                  | SBE, EBE                          | 3.94%                | \$ 45,000               |           |
| M-E Engineers   |          |                      | OBE                               | 3.33%                | \$ 38,000               |           |
| C & E Ingenierie  |          |                      | OBE                               | 2.63%                | \$ 30,000               |           |
| Community Arts Resources                                |          |                      | OBE                               | 2.54%                | \$ 29,000               |           |
| MGAC  |          |                      | OBE                               | 2.19%                | \$ 25,000               |           |
| Syska Hennessy Group                                    |          |                      | OBE                               | 1.93%                | \$ 22,000               |           |
| Still Room  |          |                      | OBE                               | 1.66%                | \$ 19,000               |           |
| Terry A. Hayes Associates                               |          | M/AA                 | MBE                               | 1.31%                | \$ 15,000               |           |
| Cosentini Associates                                    |          |                      | OBE                               | 1.18%                | \$ 13,500               |           |
| Deborah Murphy Urban Design<br>+ Planning               |          | F/C                  | WBE                               | 1.05%                | \$ 12,000               |           |
| Lighting Design Alliance                                |          | M/C                  | SBE                               | 0.74%                | \$ 8,400                |           |
| Joma Design Studio                                      |          |                      | OBE                               | 0.70%                | \$ 8,000                |           |
| Leo Villareal   |          |                      | OBE                               | 0.44%                | \$ 5,000                |           |
| Subtotal Subconsultant Participation                    |          |                      |                                   | 78.22%               | \$ 893,500              |           |
| Prime Participation                                     |          |                      |                                   | 21.78%               | \$ 248,791              |           |
| Base Task   |          |                      |                                   |                      | \$1,142,291             |           |
| Contingency   |          |                      |                                   |                      | \$ 357,709              |           |
| Total Task Budget Authority                             |          |                      |                                   |                      | \$1,500,000             |           |
| Table 28A: TOS No. 33 Total Subconsultant Participation |          |                      |                                   |                      |                         |           |
| Pledged   | MBE      | WBE                  | SBE                               | EBE                  | DVBE                    | OBE       |
| (%) of Base Task  | 1.31%    | 5.43%                | 5.99%                             | 4.67%                | 0.00%                   | 66.80%    |
| (\$ Amount  | \$15,000 | \$62,000             | \$53,400                          | \$45,000             | \$0                     | \$763,100 |

Note: Subconsultants may be certified in multiple certification categories; therefore, per the requirements of Executive Directive No. 14, the dollar amounts were credited toward multiple pledged participation categories.

### **Solar Photovoltaic LAPD Motor Transport Division (TOS No. 40)**

As of July 30, 2019, for the TOS No. 40, Gruen Associates achieved actual participation levels of 20.66 percent MBE, 18.72 percent WBE, 39.38 percent SBE, 39.38 percent EBE, 0.00 percent DVBE, and 43.90 percent OBE. Upon approval of contract Amendment No. 1, Gruen Associates has pledged participation levels of 15.98 percent MBE, 18.92 percent WBE, 34.90 percent SBE, 34.90 percent EBE, 0 percent DVBE, and 44.41 percent OBE.



Department of Public Works  
Bureau of Engineering  
Bureau of Contract Administration  
Joint Report No. 2

September 11, 2019  
Page 29

As of July 30, 2019, the MBE/WBE/SBE/EBE/DVBE/OBE subconsultant information for Gruen Associates was the following:

| <b>Table 29: TOS No. 40</b>                 |                              |  |                                      |  |
|---|------------------------------|--|--------------------------------------|--|
| <b>Subconsultants</b>                       | <b>Gender/<br/>Ethnicity</b> | <b>Business<br/>Inclusion<br/>Category</b> | <b>(%) of<br/>Total<br/>Invoiced</b> | <b>Amount<br/>Invoiced<br/>to Date</b> |
| Innovative Engineering Group, Inc.          |                              | OBE  | 39.27%                               | \$35,160                               |
| JCE Structural Engineering Group, Inc.      | M/HA                         | MBE, SBE, EBE                              | 20.66%                               | \$18,500                               |
| MARRS Services, Inc.                        | F/APA                        | WBE, SBE, EBE                              | 18.72%                               | \$16,762                               |
| Davison Associates, Inc.                    |                              | OBE  | 4.63%                                | \$ 4,150                               |
| <b>Subtotal Subconsultant Participation</b> |                              |  | <b>83.28%</b>                        | <b>\$74,572</b>                        |
| Prime Participation                         |                              |  | 16.72%                               | \$14,968                               |
| <b>Total Invoiced to Date</b>               |                              |  |                                      | <b>\$89,540</b>                        |

| <b>Table 29A: TOS No. 40 Total Subconsultant Participation</b> |            |            |            |            |             |            |
|--|------------|------------|------------|------------|-------------|------------|
| <b>Achieved</b>  | <b>MBE</b> | <b>WBE</b> | <b>SBE</b> | <b>EBE</b> | <b>DVBE</b> | <b>OBE</b> |
| <b>(%) of Base Task</b>  | 20.66%     | 18.72%     | 39.38%     | 39.38%     | 0.00%       | 43.90%     |
| <b>(\$ Amount)</b>   | \$18,500   | \$16,762   | \$35,262   | \$35,262   | \$0         | \$39,310   |

Note: Subconsultants may be certified in multiple certification categories; therefore, per the requirements of Executive Directive No. 14, the dollar amounts were credited toward multiple pledged participation categories.

Pledged participation including Amendment No. 1:

| <b>Table 30: TOS No. 40</b>                   |                              |  |                                  |                                 |
|---|------------------------------|--|----------------------------------|---------------------------------|
| <b>Pledged Subconsultants</b>                 | <b>Gender/<br/>Ethnicity</b> | <b>Business<br/>Inclusion<br/>Category</b> | <b>(%) of<br/>Total<br/>NTPs</b> | <b>Amount of<br/>Total NTPs</b> |
| Innovative Engineering Group, Inc.            |                              | OBE  | 35.66%                           | \$ 59,680                       |
| JCE Structural Engineering Group, Inc.        | M/HA                         | MBE, SBE, EBE                              | 15.98%                           | \$ 26,750                       |
| MARRS Services, Inc.                          | F/SAA                        | WBE, SBE, EBE                              | 18.92%                           | \$ 31,668                       |
| Davison Associates, Inc.                      |                              | OBE  | 8.75%                            | \$ 14,650                       |
| <b>Subtotal Subconsultant Participation</b>   |                              |  | <b>79.31%</b>                    | <b>\$132,748</b>                |
| Prime Participation                           |                              |  | 20.69%                           | \$ 34,628                       |
| <b>Base Task</b>                              |                              |  |                                  | <b>\$167,376</b>                |
| <b>Reimbursables and Structural Allowance</b> |                              |  |                                  | <b>\$ 20,500</b>                |
| <b>Contingency</b>                            |                              |  |                                  | <b>\$ 72,124</b>                |
| <b>Total Task Budget Authority</b>            |                              |  |                                  | <b>\$260,000</b>                |

| <b>Table 30A: TOS No. 40 Total Subconsultant Participation</b> |            |            |            |            |             |            |
|--|------------|------------|------------|------------|-------------|------------|
| <b>Pledged</b>   | <b>MBE</b> | <b>WBE</b> | <b>SBE</b> | <b>EBE</b> | <b>DVBE</b> | <b>OBE</b> |
| <b>(%) of Base Task</b>  | 15.98%     | 18.92%     | 34.90%     | 34.90%     | 0.00%       | 44.41%     |
| <b>(\$ Amount)</b>   | \$26,750   | \$31,668   | \$58,418   | \$58,418   | \$0         | \$74,330   |

Note: Subconsultants may be certified in multiple certification categories; therefore, per the requirements of Executive Directive No. 14, the dollar amounts were credited toward multiple pledged participation categories.

**Gwynne Pugh Urban Studio (CO124700)**

As of July 30, 2019, Gwynne Pugh Urban Studio has not been issued any task orders, thus they have not utilized subconsultants.

**HMC Architects (CO124787)**

HMC Architects has been issued three task orders under the current contract, TOS No. 1 (Design Competition for the Los Angeles Convention Center Expansion), TOS No. 2 (Normandale Park Skate Park and Improvements), and TOS No. 3 (Echo Park Skate Park).

Since the contract execution, HMC Architects have added 16 subconsultants. HMC Architects added 11 subconsultants for the Design Competition for the Los Angeles Convention Center Expansion Task Order, including Bobby Knox; AIA, Architects, Inc.; C.P. O'Halloran Associates; Chu + Gooding Architects; Englekirk Institutional, Inc. formerly Englekirk & Sabol Consulting Structural Engineers, Inc.; Magnusson Klemencic Associates; Populous; Shimahara Illustrations; Skyline Ink; Syska Hennessy; The Model Shop; and The Olin Studio. HMC Architects added EPIC Engineers, MTI Cost Consulting, S & K Engineers, Site Design Group, and TSV Architects for the Normandale Park Skate Park and Improvements Task Order and the Echo Park Skate Park Task Order.

**Design Competition for the Los Angeles Convention Center Expansion (TOS No. 1)**

For TOS No. 1, HMC Architects achieved actual participation levels of 16.13 percent MBE, 6.13 percent WBE, 34.50 percent SBE, 34.50 percent EBE, 1.00 percent DVBE, and 44.37 percent OBE. For this task order, HMC Architects pledged participation levels of 16.25 percent MBE, 6.25 percent WBE, 29.75 percent SBE, 29.75 percent EBE, 1.00 percent DVBE, and 47.50 percent OBE. This task order was completed on March 22, 2016.

For this TOS the MBE/WBE/SBE/EBE/DVBE/OBE subconsultant information for HMC Architects was the following:

| <b>Table 31: TOS No. 1</b>   |                              |  |                                      |  |
|--|------------------------------|--|--------------------------------------|--|
| <b>Subconsultants</b>  | <b>Gender/<br/>Ethnicity</b> | <b>Business<br/>Inclusion<br/>Category</b> | <b>(%) of<br/>Total<br/>Invoiced</b> | <b>Amount<br/>Invoiced<br/>to Date</b> |
| Bobby Knox, AIA, Architects, Inc.  | M/AA                         | MBE, SBE,<br>EBE, DVBE                     | 1.00%                                | \$ 2,000.00                            |
| C.P. O'Halloran Associates   |                              | SBE, EBE                                   | 2.88%                                | \$ 5,750.00                            |
| Chu + Gooding Architects   | F/APA                        | MBE, SBE,<br>EBE                           | 7.38%                                | \$ 14,750.00                           |
| Englekirk Institutional, Inc. formerly<br>Englekirk & Sabol Consulting<br>Structural Engineers, Inc. | M/APA                        | MBE  | 3.50%                                | \$ 7,000.00                            |
| Magnusson Klemencic<br>Associates  |                              | OBE  | 2.38%                                | \$ 4,750.00                            |
| Populous   |                              | OBE  | 38.12%                               | \$ 76,249.00                           |
| Shimahara Illustrations  | M/APA                        | MBE, SBE,<br>EBE                           | 1.25%                                | \$ 2,500.00                            |
| Skyline Ink  |                              | OBE  | 1.50%                                | \$ 3,000.00                            |



Department of Public Works  
Bureau of Engineering  
Bureau of Contract Administration  
Joint Report No. 2

September 11, 2019  
Page 31

|   |       |               |               |                     |
|---|-------|---------------|---------------|---------------------|
| Syska Hennessy                              |       | OBE           | 2.38%         | \$ 4,750.00         |
| The Model Shop                              |       | SBE EBE       | 19.00%        | \$ 38,000.00        |
| The Olin Studio                             | F/C   | WBE           | 6.13%         | \$ 12,250.00        |
| VCA Engineers, Inc.                         | M/APA | MBE, SBE, EBE | 3.00%         | \$ 6,000.00         |
| <b>Subtotal Subconsultant Participation</b> |       |               | <b>88.50%</b> | <b>\$176,999.00</b> |
| Prime Participation                         |       |               | 11.50%        | \$ 23,000.97        |
| <b>Total Invoiced to Date</b>               |       |               |               | <b>\$200,000.00</b> |

| <b>Table 31A: TOS No. 1 Total Subconsultant Participation</b> |             |             |             |             |             |             |
|---|-------------|-------------|-------------|-------------|-------------|-------------|
| <b>Achieved</b>   | <b>MBE</b>  | <b>WBE</b>  | <b>SBE</b>  | <b>EBE</b>  | <b>DVBE</b> | <b>OBE</b>  |
| <b>(%) of Base Task</b>                                       | 16.13%      | 6.13%       | 34.50%      | 34.50%      | 1.00%       | 44.37%      |
| <b>(\$ Amount)</b>  | \$32,250.03 | \$12,250.00 | \$69,000.03 | \$69,000.03 | \$2,000.00  | \$88,749.00 |

Note: Subconsultants may be certified in multiple certification categories; therefore, per the requirements of Executive Directive No. 14, the dollar amounts were credited toward multiple pledged participation categories.

***Normandale Park Skate Park and Improvements (TOS No. 2)***

As of July 30, 2019, for TOS No. 2, HMC Architects achieved actual participation levels of 5.03 percent MBE, 8.42 percent WBE, 13.46 percent SBE, 8.42 percent EBE, 0.00 percent DVBE, and 33.24 percent OBE. Upon approval of contract Amendment No. 1, HMC Architects has pledged participation levels of 11.91 percent MBE, 5.72 percent WBE, 15.50 percent SBE, 5.72 percent EBE, 0.00 percent DVBE, and 41.72 percent OBE.

As of July 30, 2019, the MBE/WBE/SBE/EBE/DVBE/OBE subconsultant information for HMC Architects was the following:

| <b>Table 32: TOS No. 2</b>                                     |                              |  |                                      |  |
|--|------------------------------|--|--------------------------------------|--|
| <b>Subconsultants</b>  | <b>Gender/<br/>Ethnicity</b> | <b>Business<br/>Inclusion<br/>Category</b> | <b>(%) of<br/>Total<br/>Invoiced</b> | <b>Amount<br/>Invoiced<br/>to Date</b> |
| EPIC Engineers   |                              | OBE  | 5.35%                                | \$ 4,713.58                            |
| KSA Design Studio formerly<br>Katherine Spitz Associates, Inc. | F/C                          | WBE, SBE, EBE                              | 8.42%                                | \$ 7,423.50                            |
| MTI Cost Consulting  |                              | OBE  | 3.72%                                | \$ 3,279.14                            |
| S & K Engineers  | M/SAA                        | MBE, SBE                                   | 5.03%                                | \$ 4,436.47                            |
| Saiful Bouquet Structural<br>Engineers, Inc.                   | M/SAA                        | MBE  | 0.00%                                | \$ 0.00                                |
| Site Design Group  |                              | OBE  | 24.18%                               | \$21,306.06                            |
| TSV Architects   |                              | OBE  | 0.00%                                | \$ 0.00                                |
| <b>Subtotal Subconsultant Participation</b>                    |                              |  | <b>46.70%</b>                        | <b>\$41,158.75</b>                     |
| Prime Participation  |                              |  | 53.30%                               | \$46,973.31                            |
| <b>Total Invoiced to Date</b>                                  |                              |  |                                      | <b>\$88,132.06</b>                     |

| <b>Table 32A: TOS No. 2 Total Subconsultant Participation</b> |            |            |            |            |             |            |
|---|------------|------------|------------|------------|-------------|------------|
| <b>Achieved</b>   | <b>MBE</b> | <b>WBE</b> | <b>SBE</b> | <b>EBE</b> | <b>DVBE</b> | <b>OBE</b> |

|                         |            |            |             |            |       |             |
|-------------------------|------------|------------|-------------|------------|-------|-------------|
| <b>(%) of Base Task</b> | 5.03%      | 8.42%      | 13.46%      | 8.42%      | 0.00% | 33.24%      |
| <b>(\$ Amount)</b>      | \$4,436.47 | \$7,423.50 | \$11,859.97 | \$7,423.50 | \$0   | \$29,298.78 |

Note: Subconsultants may be certified in multiple certification categories; therefore, per the requirements of Executive Directive No. 14, the dollar amounts were credited toward multiple pledged participation categories

Pledged participation including Amendment No. 1:

| <b>Table 33: TOS No. 2</b>                                     |                              |  |                              |                                 |
|--|------------------------------|--|------------------------------|---------------------------------|
| <b>Pledged Subconsultants</b>                                  | <b>Gender/<br/>Ethnicity</b> | <b>Business<br/>Inclusion<br/>Category</b> | <b>(%) of<br/>Total NTPs</b> | <b>Amount of<br/>Total NTPs</b> |
| EPIC Engineers   |                              | OBE  | 9.06%                        | \$ 12,750                       |
| KSA Design Studio formerly<br>Katherine Spitz Associates, Inc. | F / C                        | WBE, SBE,<br>EBE                           | 5.72%                        | \$ 8,050                        |
| MTI Cost Consulting  |                              | OBE  | 2.84%                        | \$ 4,000                        |
| S & K Engineers  | M / SAA                      | MBE, SBE                                   | 9.77%                        | \$ 13,750                       |
| Saiful Bouquet Structural<br>Engineers, Inc.                   | M / SAA                      | MBE  | 2.13%                        | \$ 3,000                        |
| Site Design Group  |                              | OBE  | 27.68%                       | \$ 38,940                       |
| TSV Architects   |                              | OBE  | 2.13%                        | \$ 3,000                        |
| <b>Subtotal Subconsultant Participation</b>                    |                              |  | <b>59.34%</b>                | <b>\$ 83,490</b>                |
| Prime Participation  |                              |  | 40.66%                       | \$ 57,198                       |
| <b>Base Task</b>   |                              |  |                              | <b>\$140,688</b>                |
| <b>Reimbursables</b>   |                              |  |                              | <b>\$ 0</b>                     |
| <b>Contingency</b>   |                              |  |                              | <b>\$ 14,200</b>                |
| <b>Total Task Budget Authority</b>                             |                              |  |                              | <b>\$154,888</b>                |

| <b>Table 33A: TOS No. 2 Total Subconsultant Participation</b> |            |            |            |            |             |            |
|---|------------|------------|------------|------------|-------------|------------|
| <b>Pledged</b>  | <b>MBE</b> | <b>WBE</b> | <b>SBE</b> | <b>EBE</b> | <b>DVBE</b> | <b>OBE</b> |
| <b>(%) of Base Task</b>                                       | 11.91%     | 5.72%      | 15.50%     | 5.72%      | 0.00%       | 41.72%     |
| <b>(\$ Amount)</b>  | \$16,750   | \$8,050    | \$21,800   | \$8,050    | \$0         | \$58,690   |

Note: Subconsultants may be certified in multiple certification categories; therefore, per the requirements of Executive Directive No. 14, the dollar amounts were credited toward multiple pledged participation categories.

### **Echo Park Skate Park (TOS No. 3)**

As of July 30, 2019, TOS No. 3, HMC Architects achieved actual participation levels of 10.58 percent MBE, 0.82 percent WBE, 5.49 percent SBE, 0.82 percent EBE, 0.00 percent DVBE, and 34.70 percent OBE. Upon approval of contract Amendment No. 1, HMC Architects has pledged participation levels of 14.01 percent MBE, 0.82 percent WBE, 5.36 percent SBE, 5.36 percent EBE, 0.00 percent DVBE, and 45.29 percent OBE.

As of July 30, 2019, the MBE/WBE/SBE/EBE/DVBE/OBE subconsultant information for HMC Architects was the following:

| <b>Table 34: TOS No. 3</b> |                              |  |                                      |  |
|----------------------------|------------------------------|--|--------------------------------------|--|
| <b>Subconsultants</b>      | <b>Gender/<br/>Ethnicity</b> | <b>Business<br/>Inclusion<br/>Category</b> | <b>(%) of<br/>Total<br/>Invoiced</b> | <b>Amount<br/>Invoiced<br/>to Date</b> |
| EPIC Engineers             |                              | OBE  | 8.23%                                | \$ 7,776.14                            |

Department of Public Works  
Bureau of Engineering  
Bureau of Contract Administration  
Joint Report No. 2

September 11, 2019  
Page 33

|   |       |               |               |                    |
|---|-------|---------------|---------------|--------------------|
| KSA Design Studio formerly Katherine Spitz Associates, Inc. | F/C   | WBE, SBE, EBE | 0.82%         | \$ 777.13          |
| MTI Cost Consulting   |       | OBE           | 4.38%         | \$ 4,142.33        |
| S & K Engineers   | M/SAA | MBE, SBE      | 4.67%         | \$ 4,415.35        |
| Saiful Bouquet Structural Engineers, Inc.                   | M/SAA | MBE           | 5.90%         | \$ 5,579.95        |
| Site Design Group   |       | OBE           | 22.08%        | \$20,867.63        |
| TSV Architects  |       | OBE           | 0.00%         | \$ 0.00            |
| <b>Subtotal Subconsultant Participation</b>                 |       |               | <b>46.10%</b> | <b>\$43,558.53</b> |
| Prime Participation   |       |               | 53.90%        | \$50,936.83        |
| <b>Total Invoiced to Date</b>                               |       |               |               | <b>\$94,495.36</b> |

| <b>Table 34A: TOS No. 3 Total Subconsultant Participation</b> |            |            |            |            |             |             |
|---|------------|------------|------------|------------|-------------|-------------|
| <b>Achieved</b>   | <b>MBE</b> | <b>WBE</b> | <b>SBE</b> | <b>EBE</b> | <b>DVBE</b> | <b>OBE</b>  |
| <b>(%) of Base Task</b>                                       | 10.58%     | 0.82%      | 5.49%      | 0.82%      | 0%          | 34.70%      |
| <b>(\$)</b>   | \$9,995.30 | \$777.13   | \$5,192.48 | \$777.13   | \$0         | \$32,786.10 |

Note: Subconsultants may be certified in multiple certification categories; therefore, per the requirements of Executive Directive No. 14, the dollar amounts were credited toward multiple pledged participation categories.

Pledged participation including Amendment No. 1:

| <b>Table 35: TOS No. 3</b>                                  |                          |                                    |                          |                             |
|---|--------------------------|------------------------------------|--------------------------|-----------------------------|
| <b>Pledged Subconsultants</b>                               | <b>Gender/ Ethnicity</b> | <b>Business Inclusion Category</b> | <b>(%) of Total NTPs</b> | <b>Amount of Total NTPs</b> |
| EPIC Engineers  |                          | OBE                                | 10.75%                   | \$ 13,050                   |
| KSA Design Studio formerly Katherine Spitz Associates, Inc. | F/C                      | WBE, SBE, EBE                      | 0.82%                    | \$ 1,000                    |
| MTI Cost Consulting   |                          | OBE                                | 4.38%                    | \$ 5,320                    |
| S & K Engineers   | M/SAA                    | MBE, SBE, EBE                      | 4.53%                    | \$ 5,500                    |
| Saiful Bouquet Structural Engineers, Inc.                   | M/SAA                    | MBE                                | 9.48%                    | \$ 11,500                   |
| Site Design Group   |                          | OBE                                | 29.33%                   | \$ 35,600                   |
| TSV Architects  |                          | OBE                                | 0.82%                    | \$ 1,000                    |
| <b>Subtotal Subconsultant Participation</b>                 |                          |                                    | <b>60.13%</b>            | <b>\$ 72,970</b>            |
| Prime Participation   |                          |                                    | 39.87%                   | \$ 48,393                   |
| <b>Base Task</b>  |                          |                                    |                          | <b>\$121,363</b>            |
| <b>Reimbursables</b>  |                          |                                    |                          | <b>\$ 0</b>                 |
| <b>Contingency</b>  |                          |                                    |                          | <b>\$ 9,637</b>             |
| <b>Total Task Budget Authority</b>                          |                          |                                    |                          | <b>\$131,000</b>            |

| <b>Table 35A: TOS No. 3 Total Subconsultant Participation</b> |            |            |            |            |             |            |
|---|------------|------------|------------|------------|-------------|------------|
| <b>Pledged</b>  | <b>MBE</b> | <b>WBE</b> | <b>SBE</b> | <b>EBE</b> | <b>DVBE</b> | <b>OBE</b> |
| <b>(%) of Base Task</b>                                       | 14.01%     | 0.82%      | 5.36%      | 5.36%      | 0.00%       | 45.29%     |
| <b>(\$)</b>   | \$17,000   | \$1,000    | \$6,500    | \$6,500    | \$0         | \$54,970   |

Note: Subconsultants may be certified in multiple certification categories; therefore, per the requirements of Executive Directive No. 14, the dollar amounts were credited toward multiple pledged participation categories.

***IBI Group, formerly known as Tetra-IBI Group Architecture Planning (CO124701)***

IBI Group, formerly known as Tetra-IBI Group Architecture Planning, has been issued 10 task orders under the current contract. These task orders include inactive TOS No. 10 (Citywide Yards Master Plan RFP), completed TOS No. 15 (Fire Department Functional and Space Analysis Report Valley Bureau Administrative Building), and completed TOS No. 21 (San Pedro House Demolition Plans). Seven task orders, including TOS No. 4 (South District Sewer Sanitation Maintenance Yard Design), TOS No. 9 (Electrical Engineering Services for South Park), TOS No. 16 (Verdugo Hills Swimming Pool Rehabilitation), TOS No. 29 (North Hollywood Sewer Maintenance Plant), TOS No. 36 (ATSAC Design Services), TOS No. 46 (Parker Center Demolition), and TOS No. 47 (City Hall East Electrical Server Room Upgrade) are currently active.

IBI Group has added 15 subconsultants. IBI Group added Brummit Energy Associates for TOS No. 29 (North Hollywood Sewer Maintenance Plant). They specialize in Leaderships in Energy and Environmental Design (LEED) building systems. IBI Group added Asset Strategies and Cardno TBE to TOS No. 10 Scope of Services for a Citywide Yards Master Plan RFQ. IBI Group added Jones & Madhaven to TOS No. 16 (Verdugo Hills Swimming Pool Rehabilitation). They specialize in swimming pool engineering design. IBI Group added RSE Associates, Inc. to TOS No. 36 (Automated Traffic Surveillance and Control (ATSAC) Design). They specialize in building structural engineering. IBI Group added 10 subconsultants to TOS No. 46 (Parker Center Demolition), including ATC Associates, Inc.; Barefoot Productions; Cummings Corporation; Drisko Studio Architects, Inc.; Healthy Buildings International, Inc.; ICF Jones & Stokes, Inc.; IMEG Corp; KOA; KPFF Consulting Engineers; and Ninyo & Moore. On December 19, 2018, the Board authorized the BOE to transfer the Parker Center Demolition Task Order and the City Hall East Server Room Upgrade Task Order from expired contract CO114049 to the current contract. The subconsultants from the now expired contract were added to the current contract to complete the Parker Center Demolition Task Order and the City Hall East Server Room Upgrade Task Order. The subconsultants assigned to these task orders were originally subject to the City's former MBE/WBE/OBE program prior to the transfer of the task orders to the current contract. The former MBE/WBE/OBE program did not include the BIP certification categories of SBE, EBE, and DVBE. However, in addition to the MBE or WBE certifications, some of these firms are also certified in the SBE and EBE categories.

***South District Sewer Sanitation Maintenance Yard Design (TOS No. 4)***

As of July 30, 2019, for TOS No. 4, IBI Group achieved actual participation levels of 33.35 percent MBE, 7.54 percent WBE, 50.87 percent SBE, 19.82 percent EBE, 0.00 percent DVBE, 7.33 percent OBE. Upon approval of contract Amendment No. 1, IBI Group has pledged participation levels of 25.18 percent MBE, 5.89 percent WBE, 19.16 percent SBE, 13.27 percent EBE, 0.00 percent DVBE, and 4.91 percent OBE.

Department of Public Works  
Bureau of Engineering  
Bureau of Contract Administration  
Joint Report No. 2

September 11, 2019  
Page 35

As of July 30, 2019, the MBE/WBE/SBE/EBE/DVBE/OBE subconsultant information for IBI Group was the following:

| <b>Table 36: TOS No. 4</b>                  |                              |  |                                      |  |
|---|------------------------------|--|--------------------------------------|--|
| <b>Subconsultants</b>                       | <b>Gender/<br/>Ethnicity</b> | <b>Business<br/>Inclusion<br/>Category</b> | <b>(%) of<br/>Total<br/>Invoiced</b> | <b>Amount<br/>Invoiced<br/>to Date</b> |
| Construction Cost Consultants               | F/SAA                        | WBE, SBE                                   | 7.54%                                | \$ 18,000                              |
| Maroko & Shwe, Inc.                         | M/APA                        | MBE  | 9.84%                                | \$ 23,500                              |
| Pacific Engineers Group                     |                              | SBE, EBE                                   | 19.82%                               | \$ 47,340                              |
| Robert Cloud, AIA                           |                              | OBE  | 7.33%                                | \$ 17,500                              |
| VCA Engineers, Inc.                         | M/APA                        | MBE, SBE                                   | 23.51%                               | \$ 56,142                              |
| <b>Subtotal Subconsultant Participation</b> |                              |  | <b>68.04%</b>                        | <b>\$162,482</b>                       |
| Prime Participation                         |                              |  | 31.96%                               | \$ 76,313                              |
| <b>Total Invoiced to Date</b>               |                              |  |                                      | <b>\$238,795</b>                       |

| <b>Table 36A: TOS No. 4 Total Subconsultant Participation</b> |            |            |            |            |             |            |
|---|------------|------------|------------|------------|-------------|------------|
| <b>Achieved</b>   | <b>MBE</b> | <b>WBE</b> | <b>SBE</b> | <b>EBE</b> | <b>DVBE</b> | <b>OBE</b> |
| <b>(%) of Base Task</b>                                       | 33.35%     | 7.54%      | 50.87%     | 19.82%     | 0.00%       | 7.33%      |
| <b>(\$ Amount)</b>  | \$79,642   | \$18,000   | \$121,482  | \$47,340   | \$0         | \$17,500   |

Note: Subconsultants may be certified in multiple certification categories; therefore, per the requirements of Executive Directive No. 14, the dollar amounts were credited toward multiple pledged participation categories.

Pledged participation including Amendment No. 1:

| <b>Table 37: TOS No. 4</b>                  |                              |  |                              |                                 |
|---|------------------------------|--|------------------------------|---------------------------------|
| <b>Pledged Subconsultants</b>               | <b>Gender/<br/>Ethnicity</b> | <b>Business<br/>Inclusion<br/>Category</b> | <b>(%) of Total<br/>NTPs</b> | <b>Amount of<br/>Total NTPs</b> |
| Construction Cost Consultants               | F/SAA                        | WBE, SBE                                   | 5.89%                        | \$ 21,000                       |
| Maroko & Shwe, Inc.                         | M/APA                        | MBE  | 15.98%                       | \$ 57,000                       |
| Pacific Engineers Group                     |                              | SBE, EBE                                   | 13.27%                       | \$ 47,340                       |
| Robert Cloud, AIA                           |                              | OBE  | 4.91%                        | \$ 17,500                       |
| VCA Engineers, Inc.                         | M/APA                        | MBE  | 9.20%                        | \$ 32,800                       |
| <b>Subtotal Subconsultant Participation</b> |                              |  | <b>49.24%</b>                | <b>\$175,640</b>                |
| Prime Participation                         |                              |  | 50.76%                       | \$181,052                       |
| <b>Base Task</b>                            |                              |  |                              | <b>\$356,692</b>                |
| <b>Contingency</b>                          |                              |  |                              | <b>\$ 43,308</b>                |
| <b>Total Task Budget Authority</b>          |                              |  |                              | <b>\$400,000</b>                |

| <b>Table 37A: TOS No. 4 Total Subconsultant Participation</b> |            |            |            |            |             |            |
|---|------------|------------|------------|------------|-------------|------------|
| <b>Pledged</b>  | <b>MBE</b> | <b>WBE</b> | <b>SBE</b> | <b>EBE</b> | <b>DVBE</b> | <b>OBE</b> |
| <b>(%) of Base Task</b>                                       | 25.18%     | 5.89%      | 19.16%     | 13.27%     | 0.00%       | 4.91%      |
| <b>(\$ Amount)</b>  | \$89,800   | \$21,000   | \$68,340   | \$47,340   | \$0         | \$17,500   |

Note: Subconsultants may be certified in multiple certification categories; therefore, per the requirements of Executive Directive No. 14, the dollar amounts were credited toward multiple pledged participation categories.

**Electrical Engineering Services for South Park (TOS No. 9)**

As of July 30, 2019, for TOS No. 9, IBI Group achieved actual participation levels of 0.00 percent MBE, 0.00 percent WBE, 69.43 percent SBE, 69.43 percent EBE, 0.00 percent DVBE, 0.00 percent OBE. Upon approval of contract Amendment No. 1, IBI Group has pledged participation levels of 0.00 percent MBE, 0.00 percent WBE, 76.58 percent SBE, 76.58 percent EBE, 0.00 percent DVBE, and 3.49 percent OBE.

As of July 30, 2019, the MBE/WBE/SBE/EBE/DVBE/OBE subconsultant information for IBI Group was the following:

| <b>Table 38: TOS No. 9</b>                        |                              |  |                                      |  |
|---|------------------------------|--|--------------------------------------|--|
| <b>Subconsultants</b>                             | <b>Gender/<br/>Ethnicity</b> | <b>Business<br/>Inclusion<br/>Category</b> | <b>(%) of<br/>Total<br/>Invoiced</b> | <b>Amount<br/>Invoiced<br/>to Date</b> |
| Pacific Engineers Group                           |                              | SBE, EBE                                   | 69.43%                               | \$26,897                               |
| Saiful Bouquet Consulting<br>Structural Engineers |                              | OBE  | 0.00%                                | \$ 0                                   |
| <b>Subtotal Subconsultant Participation</b>       |                              |  | <b>69.43%</b>                        | <b>\$26,897</b>                        |
| Prime Participation                               |                              |  | 30.57%                               | \$11,846                               |
| <b>Total Invoiced to Date</b>                     |                              |  |                                      | <b>\$38,743</b>                        |

| <b>Table 38A: TOS No. 9 Total Subconsultant Participation</b> |            |            |            |            |             |            |
|---|------------|------------|------------|------------|-------------|------------|
| <b>Achieved</b>   | <b>MBE</b> | <b>WBE</b> | <b>SBE</b> | <b>EBE</b> | <b>DVBE</b> | <b>OBE</b> |
| <b>(%) of Base Task</b>                                       | 0.00%      | 0.00%      | 69.43%     | 69.43%     | 0.00%       | 0.00%      |
| <b>(\$ Amount)</b>  | \$0        | \$0        | \$26,897   | \$26,897   | \$0         | \$0        |

Note: Subconsultants may be certified in multiple certification categories; therefore, per the requirements of Executive Directive No. 14, the dollar amounts were credited toward multiple pledged participation categories. Pledged participation including Amendment No. 1:

| <b>Table 39: TOS No. 9</b>                        |                              |  |                              |                                 |
|---|------------------------------|--|------------------------------|---------------------------------|
| <b>Pledged Subconsultants</b>                     | <b>Gender/<br/>Ethnicity</b> | <b>Business<br/>Inclusion<br/>Category</b> | <b>(%) of<br/>Total NTPs</b> | <b>Amount of<br/>Total NTPs</b> |
| Pacific Engineers Group                           |                              | SBE EBE                                    | 76.58%                       | \$109,760                       |
| Saiful Bouquet Consulting<br>Structural Engineers |                              | OBE  | 3.49%                        | \$ 5,000                        |
| <b>Subtotal Subconsultant Participation</b>       |                              |  | <b>80.07%</b>                | <b>\$114,760</b>                |
| Prime Participation                               |                              |  | 19.93%                       | \$ 28,562                       |
| <b>Base Task</b>                                  |                              |  |                              | <b>\$143,322</b>                |
| <b>Reimbursables</b>                              |                              |  |                              | <b>\$ 0</b>                     |
| <b>Contingency</b>                                |                              |  |                              | <b>\$ 36,678</b>                |
| <b>Total Task Budget Authority</b>                |                              |  |                              | <b>\$180,000</b>                |

| <b>Table 39A: TOS No. 9 Total Subconsultant Participation</b> |            |            |            |            |             |            |
|---|------------|------------|------------|------------|-------------|------------|
| <b>Pledged</b>  | <b>MBE</b> | <b>WBE</b> | <b>SBE</b> | <b>EBE</b> | <b>DVBE</b> | <b>OBE</b> |
| <b>(%) of Base Task</b>                                       | 0.00%      | 0.00%      | 76.58%     | 76.58%     | 0.00%       | 3.49%      |
| <b>(\$ Amount)</b>  | \$0        | \$0        | \$109,760  | \$109,760  | \$0         | \$5,000    |

Note: Subconsultants may be certified in multiple certification categories; therefore, per the requirements of Executive Directive No. 14, the dollar amounts were credited toward multiple pledged participation categories.



September 11, 2019  
Page 37

**Citywide Yards Master Plan RFP Scope of Services (TOS No. 10)**

TOS No. 10 has been placed on hold. Originally, the BOE's Architectural Division assigned IBI Group to develop a scope of services for a Request for Proposal to be released by the City to develop a Citywide Maintenance Yards Master Plan. The NTP amount for TOS No. 10 was \$84,493. At the request of the client agency, IBI Group has provided some research services to relocate specific yards. The original intent of the TOS is being reevaluated and the BOE's Architectural Division is considering releasing a new TOS to assess the optimization and consolidation of the City's maintenance facilities. If a new TOS is solicited, then TOS No. 4 will be closed. IBI Group achieved actual participation levels of 0.00 percent MBE, 0.00 percent WBE, 10.46 percent SBE, 10.46 percent EBE, 0.00 percent DVBE, and 3.74 percent OBE.

The MBE/WBE/SBE/EBE/DVBE/OBE subconsultant information for IBI Group was the following:

| <b>Table 40: TOS No. 10</b>                 |                              |  |                                  |  |
|---|------------------------------|--|----------------------------------|--|
| <b>Subconsultants</b>                       | <b>Gender/<br/>Ethnicity</b> | <b>Business<br/>Inclusion<br/>Category</b> | <b>(%) of Total<br/>Invoiced</b> | <b>Amount<br/>Invoiced<br/>to Date</b> |
| Asset Strategies                            |                              | SBE EBE                                    | 10.46%                           | \$ 6,125                               |
| Cardno TBE                                  |                              | OBE  | 0.00%                            | \$ 2,187                               |
| <b>Subtotal Subconsultant Participation</b> |                              |  | <b>14.20%</b>                    | <b>\$ 8,312</b>                        |
| Prime Participation                         |                              |  | 85.80%                           | \$50,233                               |
| <b>Total Invoiced to Date</b>               |                              |  |                                  | <b>\$58,545</b>                        |

| <b>Table 40A: TOS No. 9 Total Subconsultant Participation</b> |            |            |            |            |             |            |
|---|------------|------------|------------|------------|-------------|------------|
| <b>Achieved</b>   | <b>MBE</b> | <b>WBE</b> | <b>SBE</b> | <b>EBE</b> | <b>DVBE</b> | <b>OBE</b> |
| <b>(%) of Base Task</b>                                       | 0.00%      | 0.00%      | 10.46%     | 10.46%     | 0.00%       | 3.74%      |
| <b>(\$ Amount)</b>  | \$0        | \$0        | \$6,125    | \$6,125    | \$0         | \$2,187    |

Note: Subconsultants may be certified in multiple certification categories; therefore, per the requirements of Executive Directive No. 14, the dollar amounts were credited toward multiple pledged participation categories.

**Fire Department Valley Bureau Functional and Space Analysis Report (TOS No. 15)**

TOS No. 15 closed on October 31, 2015. The TOS No. 15 NTP amount was \$43,701. IBI Group achieved actual participation levels of 0 percent MBE, 0 percent WBE, 0 percent SBE, 0 percent EBE, 0 percent DVBE, 0 percent OBE. The report was no longer required by the client agency and did not lead to a capital project requiring design services from the consultant.

The MBE/WBE/SBE/EBE/DVBE/OBE subconsultant information for IBI Group was the following:

| <b>Table 41: TOS No. 15</b>                 |                              |  |                                      |                                    |
|---|------------------------------|--|--------------------------------------|------------------------------------|
| <b>Subconsultants</b>                       | <b>Gender/<br/>Ethnicity</b> | <b>Business<br/>Inclusion<br/>Category</b> | <b>(%) of<br/>Total<br/>Invoiced</b> | <b>Amount<br/>Invoiced to Date</b> |
| Not Applicable                              |                              |  | 0.00%                                | \$ 0                               |
| <b>Subtotal Subconsultant Participation</b> |                              |  | <b>0.00%</b>                         | <b>\$ 0</b>                        |
| Prime Participation                         |                              |  | 100.00%                              | \$4,022                            |
| <b>Total Invoiced to Date</b>               |                              |  |                                      | <b>\$4,022</b>                     |

| <b>Table 41A: TOS No. 9 Total Subconsultant Participation</b> |            |            |            |            |             |            |
|---|------------|------------|------------|------------|-------------|------------|
| <b>Pledged</b>  | <b>MBE</b> | <b>WBE</b> | <b>SBE</b> | <b>EBE</b> | <b>DVBE</b> | <b>OBE</b> |
| <b>(%) of Base Task</b>                                       | 0.00%      | 0.00%      | 0.00%      | 0.00%      | 0.00%       | 0.00%      |
| <b>(\$ Amount)</b>  | \$0        | \$0        | \$0        | \$0        | \$0         | \$0        |

Note: Subconsultants may be certified in multiple certification categories; therefore, per the requirements of Executive Directive No. 14, the dollar amounts were credited toward multiple pledged participation categories.

### **Verdugo Swimming Pool and Bathhouse Rehabilitation (TOS No. 16)**

As of July 30, 2019, the Verdugo Swimming Pool and Bathhouse Rehabilitation (TOS No. 16), IBI Group achieved actual participation levels of 0.00 percent MBE, 0.00 percent WBE, 58.50 percent SBE, 18.36 percent EBE, 0.00 percent DVBE, 0.00 percent OBE. Upon approval of contract Amendment No. 1, IBI Group has pledged participation levels of 0.00 percent MBE, 11.19 percent WBE, 75.67 percent SBE, 10.75 percent EBE, 0.00 percent DVBE, and 0.00 percent OBE.

As of July 30, 2019, the MBE/WBE/SBE/EBE/DVBE/OBE subconsultant information for IBI Group was the following:

| <b>Table 42: TOS No. 16</b>                 |                              |  |                                      |                                    |
|---|------------------------------|--|--------------------------------------|------------------------------------|
| <b>Subconsultants</b>                       | <b>Gender/<br/>Ethnicity</b> | <b>Business<br/>Inclusion<br/>Category</b> | <b>(%) of<br/>Total<br/>Invoiced</b> | <b>Amount<br/>Invoiced to Date</b> |
| Construction Cost Consultants               | F/SAA                        | WBE  | 0.00%                                | \$ 0                               |
| Jones & Madhavan                            |                              | SBE  | 40.14%                               | \$25,188                           |
| Pacific Engineers Group                     |                              | SBE, EBE                                   | 18.36%                               | \$11,520                           |
| <b>Subtotal Subconsultant Participation</b> |                              |  | <b>58.50%</b>                        | <b>\$36,708</b>                    |
| Prime Participation                         |                              |  | 41.50%                               | \$26,037                           |
| <b>Total Invoiced to Date</b>               |                              |  |                                      | <b>\$62,745</b>                    |

| <b>Table 42A: TOS No. 16 Total Subconsultant Participation</b> |            |            |            |            |             |            |
|--|------------|------------|------------|------------|-------------|------------|
| <b>Achieved</b>  | <b>MBE</b> | <b>WBE</b> | <b>SBE</b> | <b>EBE</b> | <b>DVBE</b> | <b>OBE</b> |
| <b>(%) of Base Task</b>  | 0.00%      | 0.00%      | 58.50%     | 18.36%     | 0.00%       | 0.00%      |
| <b>(\$ Amount)</b>   | \$0        | \$0        | \$36,708   | \$11,520   | \$0         | \$0        |

Note: Subconsultants may be certified in multiple certification categories; therefore, per the requirements of Executive Directive No. 14, the dollar amounts were credited toward multiple pledged participation categories.

Pledged participation including Amendment No. 1:

| <b>Table 43: TOS No. 16</b>                 |                              |  |                              |                                 |
|---|------------------------------|--|------------------------------|---------------------------------|
| <b>Pledged Subconsultants</b>               | <b>Gender/<br/>Ethnicity</b> | <b>Business<br/>Inclusion<br/>Category</b> | <b>(%) of<br/>Total NTPs</b> | <b>Amount of<br/>Total NTPs</b> |
| Construction Cost Consultants               | F/SAA                        | WBE, SBE                                   | 11.19%                       | \$ 15,000                       |
| Jones & Madhavan                            |                              | SBE  | 53.73%                       | \$ 72,000                       |
| Pacific Engineers Group                     |                              | SBE, EBE                                   | 10.75%                       | \$ 14,400                       |
| <b>Subtotal Subconsultant Participation</b> |                              |  | <b>75.67%</b>                | <b>\$101,400</b>                |
| Prime Participation                         |                              |  | 24.33%                       | \$ 32,600                       |
| <b>Base Task</b>                            |                              |  |                              | <b>\$134,000</b>                |
| <b>Reimbursables</b>                        |                              |  |                              | <b>\$ 0</b>                     |
| <b>Contingency</b>                          |                              |  |                              | <b>\$ 0</b>                     |
| <b>Total Task Budget Authority</b>          |                              |  |                              | <b>\$134,000</b>                |



September 11, 2019  
Page 39

| <b>Table 43A: TOS No. 16 Total Subconsultant Participation</b> |            |            |            |            |             |            |
|--|------------|------------|------------|------------|-------------|------------|
| <b>Pledged</b>   | <b>MBE</b> | <b>WBE</b> | <b>SBE</b> | <b>EBE</b> | <b>DVBE</b> | <b>OBE</b> |
| <b>(%) of Base Task</b>  | 0.00%      | 11.19%     | 75.67%     | 10.75%     | 0.00%       | 0.00%      |
| <b>(\$ Amount)</b>   | \$0        | \$15,000   | \$101,400  | \$14,400   | \$0         | \$0        |

Note: Subconsultants may be certified in multiple certification categories; therefore, per the requirements of Executive Directive No. 14, the dollar amounts were credited toward multiple pledged participation categories.

### ***San Pedro House Demolition Plans (TOS No. 21)***

IBI Group completed TOS No. 21 on June 30, 2018. The TOS No. 21 NTP amount was \$86,140. The BOE initiated this task order on behalf of the City's Department of General Services who requested demolition plans and possible observations during the demolition project. The listed subconsultant, VCA Engineers, Inc., was on stand-by in the event structural/civil engineering services were required for this project. They were not utilized. IBI Group achieved actual participation levels of 0 percent MBE, 0 percent WBE, 0 percent SBE, 0 percent EBE, 0 percent DVBE, and 0 percent OBE.

As of July 1, 2019, the MBE/WBE/SBE/EBE/DVBE/OBE subconsultant information for IBI Group was the following:

| <b>Table 44: TOS No. 21</b>                 |                              |  |                                      |  |
|---|------------------------------|--|--------------------------------------|--|
| <b>Subconsultants</b>                       | <b>Gender/<br/>Ethnicity</b> | <b>Business<br/>Inclusion<br/>Category</b> | <b>(%) of<br/>Total<br/>Invoiced</b> | <b>Amount<br/>Invoiced<br/>to Date</b> |
| VCA Engineers, Inc.                         |                              | MBE  | 0.00%                                | \$ 0                                   |
| <b>Subtotal Subconsultant Participation</b> |                              |  | <b>0.00%</b>                         | <b>\$ 0</b>                            |
| Prime Participation                         |                              |  | 100.00%                              | \$82,593                               |
| <b>Total Invoiced to Date</b>               |                              |  |                                      | <b>\$82,593</b>                        |

| <b>Table 44A: TOS No. 21 Total Subconsultant Participation</b> |            |            |            |            |             |            |
|--|------------|------------|------------|------------|-------------|------------|
| <b>Achieved</b>  | <b>MBE</b> | <b>WBE</b> | <b>SBE</b> | <b>EBE</b> | <b>DVBE</b> | <b>OBE</b> |
| <b>(%) of Base Task</b>  | 0.00%      | 0.00%      | 0.00%      | 0.00%      | 0.00%       | 0.00%      |
| <b>(\$ Amount)</b>   | \$0        | \$0        | \$0        | \$0        | \$0         | \$0        |

Note: Subconsultants may be certified in multiple certification categories; therefore, per the requirements of Executive Directive No. 14, the dollar amounts were credited toward multiple pledged participation categories.

### ***North Hollywood Sewer Sanitation Maintenance Yard (TOS No. 29)***

As of July 30, 2019, for the North Hollywood Sewer Maintenance Yard (TOS No. 29), IBI Group achieved actual participation levels of 4.88 percent MBE, 15.86 percent WBE, 20.74 percent SBE, 0.00 percent EBE, 0.00 percent DVBE, 31.51 percent OBE. Upon approval of contract Amendment No. 1, IBI Group has pledged participation levels of 12.58 percent MBE, 5.16 percent WBE, 20.92 percent SBE, 8.13 percent EBE, 0.00 percent DVBE, and 26.46 percent OBE.

As of July 30, 2019, the MBE/WBE/SBE/EBE/DVBE/OBE subconsultant information for IBI Group was the following:

**Table 45: TOS No 29**

| <b>Subconsultants</b>                             | <b>Gender/<br/>Ethnicity</b> | <b>Business<br/>Inclusion<br/>Category</b> | <b>(%) of<br/>Total<br/>Invoiced</b> | <b>Amount<br/>Invoiced<br/>to Date</b> |
|---|------------------------------|--|--------------------------------------|--|
| Brummit Energy Associates, Inc.                   |                              | OBE  | 31.51%                               | \$18,875                               |
| Construction Cost Consultants                     | F/SAA                        | WBE, SBE                                   | 15.86%                               | \$ 9,500                               |
| Maroko & Shwe, Inc.                               | M/APA                        | MBE  | 0.00%                                | \$ 0                                   |
| Pacific Engineers Group                           |                              | SBE, EBE                                   | 0.00%                                | \$ 0                                   |
| Saiful Bouquet Consulting<br>Structural Engineers |                              | OBE  | 0.00%                                | \$ 0                                   |
| VCA Engineers, Inc.                               | M/APA                        | MBE, SBE                                   | 4.88%                                | \$ 2,922                               |
| <b>Subtotal Subconsultant Participation</b>       |                              |  | <b>52.25%</b>                        | <b>\$31,297</b>                        |
| Prime Participation                               |                              |  | 47.75%                               | \$28,600                               |
| <b>Total Invoiced to Date</b>                     |                              |  |                                      | <b>\$59,897</b>                        |

**Table 45A: TOS No. 29 Total Subconsultant Participation**

| <b>Achieved</b>         | <b>MBE</b> | <b>WBE</b> | <b>SBE</b> | <b>EBE</b> | <b>DVBE</b> | <b>OBE</b> |
|-------------------------|------------|------------|------------|------------|-------------|------------|
| <b>(%) of Base Task</b> | 4.88%      | 15.86%     | 20.74%     | 0.00%      | 0.00%       | 31.51%     |
| <b>(\$ Amount)</b>      | \$2,922    | \$9,500    | \$12,422   | \$0        | \$0         | \$18,875   |

Note: Subconsultants may be certified in multiple certification categories; therefore, per the requirements of Executive Directive No. 14, the dollar amounts were credited toward multiple pledged participation categories.

Pledged participation including Amendment No. 1:

**Table 46: TOS No. 29**

| <b>Pledged Subconsultants</b>                     | <b>Gender/<br/>Ethnicity</b> | <b>Business<br/>Inclusion<br/>Category</b> | <b>(%) of<br/>Total<br/>NTPs</b> | <b>Amount of<br/>Total NTPs</b> |
|---|------------------------------|--|----------------------------------|---------------------------------|
| Brummit Energy Associates, Inc.                   |                              | OBE  | 15.92%                           | \$ 72,500                       |
| Construction Cost Consultants                     | F/SAA                        | WBE, SBE                                   | 5.16%                            | \$ 23,500                       |
| Maroko & Shwe, Inc.                               | M/APA                        | MBE  | 4.94%                            | \$ 22,500                       |
| Pacific Engineers Group                           |                              | SBE, EBE                                   | 8.13%                            | \$ 37,020                       |
| Saiful Bouquet Consulting Structural<br>Engineers |                              | OBE  | 10.54%                           | \$ 48,000                       |
| VCA Engineers, Inc.                               | M/APA                        | MBE SBE                                    | 7.64%                            | \$ 34,780                       |
| <b>Subtotal Subconsultant Participation</b>       |                              |  | <b>50.87%</b>                    | <b>\$238,300</b>                |
| Prime Participation                               |                              |  | 49.13%                           | \$217,177                       |
| <b>Base Task</b>                                  |                              |  |                                  | <b>\$455,477</b>                |
| <b>Reimbursables</b>                              |                              |  |                                  | <b>\$ 0</b>                     |
| <b>Contingency</b>                                |                              |  |                                  | <b>\$203,543</b>                |
| <b>Total Task Budget Authority</b>                |                              |  |                                  | <b>\$659,020</b>                |

**Table 46A: TOS No. 29 Total Subconsultant Participation**

| <b>Pledged</b>          | <b>MBE</b> | <b>WBE</b> | <b>SBE</b> | <b>EBE</b> | <b>DVBE</b> | <b>OBE</b> |
|-------------------------|------------|------------|------------|------------|-------------|------------|
| <b>(%) of Base Task</b> | 12.58%     | 5.16%      | 20.92%     | 8.13%      | 0.00%       | 26.46%     |
| <b>(\$ Amount)</b>      | \$57,280   | \$23,500   | \$95,300   | \$37,020   | \$0         | \$120,500  |

Note: Subconsultants may be certified in multiple certification categories; therefore, per the requirements of Executive Directive No. 14, the dollar amounts were credited toward multiple pledged participation categories.

September 11, 2019  
Page 41

**ATSAC Design (TOS No. 36)**

As of July 30, 2019, the TOS No. 36, IBI Group achieved actual participation levels of 5.72 percent MBE, 6.36 percent WBE, 5.19 percent SBE, 5.19 percent EBE, 0.00 percent DVBE, 4.45 percent OBE. Upon approval of contract Amendment No. 1, IBI Group has pledged participation levels of 12.73 percent MBE, 8.93 percent WBE, 14.61 percent SBE, 5.71 percent EBE, 0.0 percent DVBE, and 8.98 percent OBE.

As of July 30, 2019, the MBE/WBE/SBE/EBE/DVBE/OBE subconsultant information for IBI Group was the following:

| <b>Table 47: TOS No. 36</b>                 |                              |  |                                  |  |
|---|------------------------------|--|----------------------------------|--|
| <b>Subconsultants</b>                       | <b>Gender/<br/>Ethnicity</b> | <b>Business<br/>Inclusion<br/>Category</b> | <b>(%) of Total<br/>Invoiced</b> | <b>Amount<br/>Invoiced<br/>to Date</b> |
| Construction Cost Consultants               | F/SAA                        | WBE  | 6.36%                            | \$ 15,000                              |
| Maroko & Shwe, Inc.                         | M/APA                        | MBE  | 5.72%                            | \$ 13,510                              |
| Pacific Engineers Group                     |                              | SBE, EBE                                   | 5.19%                            | \$ 12,243                              |
| RSE Associates, Inc.                        |                              | OBE  | 4.45%                            | \$ 10,500                              |
| <b>Subtotal Subconsultant Participation</b> |                              |  | <b>21.72%</b>                    | <b>\$ 51,253</b>                       |
| Prime Participation                         |                              |  | 78.28%                           | \$184,764                              |
| <b>Total Invoiced to Date</b>               |                              |  |                                  | <b>\$236,017</b>                       |

| <b>Table 47A: TOS No. 36 Total Subconsultant Participation</b> |            |            |            |            |             |            |
|--|------------|------------|------------|------------|-------------|------------|
| <b>Achieved</b>  | <b>MBE</b> | <b>WBE</b> | <b>SBE</b> | <b>EBE</b> | <b>DVBE</b> | <b>OBE</b> |
| <b>(%) of Base Task</b>  | 5.72%      | 6.36%      | 5.19%      | 5.19%      | 0.00%       | 4.45%      |
| <b>(\$ Amount)</b>   | \$15,000   | \$13,510   | \$12,243   | \$12,243   | \$0         | \$10,500   |

Note: Subconsultants may be certified in multiple certification categories; therefore, per the requirements of Executive Directive No. 14, the dollar amounts were credited toward multiple pledged participation categories.

Pledged participation including Amendment No. 1:

| <b>Table 48: TOS No. 36</b>                 |                              |  |                              |                                 |
|---|------------------------------|--|------------------------------|---------------------------------|
| <b>Pledged Subconsultants</b>               | <b>Gender/<br/>Ethnicity</b> | <b>Business<br/>Inclusion<br/>Category</b> | <b>(%) of<br/>Total NTPs</b> | <b>Amount of<br/>Total NTPs</b> |
| Construction Cost Consultants               | F/SAA                        | WBE, SBE                                   | 8.90%                        | \$ 48,970                       |
| Maroko & Shwe, Inc.                         | M/APA                        | MBE  | 12.73%                       | \$ 70,000                       |
| Pacific Engineers Group                     |                              | SBE, EBE                                   | 5.71%                        | \$ 31,400                       |
| RSE Associates, Inc.                        |                              | OBE  | 8.98%                        | \$ 49,400                       |
| <b>Subtotal Subconsultant Participation</b> |                              |  | <b>36.32%</b>                | <b>\$199,770</b>                |
| Prime Participation                         |                              |  | 63.68%                       | \$350,230                       |
| <b>Base Task</b>                            |                              |  |                              | <b>\$550,000</b>                |
| <b>Reimbursables</b>                        |                              |  |                              | <b>\$ 0</b>                     |
| <b>Contingency</b>                          |                              |  |                              | <b>\$100,000</b>                |
| <b>Total Task Budget Authority</b>          |                              |  |                              | <b>\$650,000</b>                |

| <b>Table 48A: TOS No. 36: Total Subconsultant Participation</b> |            |            |            |            |             |            |
|---|------------|------------|------------|------------|-------------|------------|
| <b>Pledged</b>  | <b>MBE</b> | <b>WBE</b> | <b>SBE</b> | <b>EBE</b> | <b>DVBE</b> | <b>OBE</b> |
| <b>(%) of Base Task</b>   | 12.73%     | 8.90%      | 14.61%     | 5.71%      | 0.00%       | 8.98%      |
| <b>(\$ Amount)</b>  | \$70,000   | \$48,970   | \$80,730   | \$31,400   | \$0         | \$49,400   |

Note: Subconsultants may be certified in multiple certification categories; therefore, per the requirements of Executive Directive No. 14, the dollar amounts were credited toward multiple pledged participation categories.

### ***Parker Center Demolition (TOS No. 46)***

As of July 30, 2019, TOS No. 46, IBI Group achieved actual participation levels of 0.00 percent MBE, 92.10 percent WBE, 0.00 percent SBE, 0.00 percent EBE, 0.00 percent DVBE, 0.00 percent OBE. Upon approval of contract Amendment No. 1, IBI Group has pledged participation levels of 12.26 percent MBE, 14.73 percent WBE, 5.46 percent SBE, 0.00 percent EBE, 0.00 percent DVBE, and 38.85 percent OBE.

As of July 30, 2019, the MBE/WBE/SBE/EBE/DVBE/OBE subconsultant information for IBI Group was the following:

| <b>Table 49: TOS No. 46</b>                 |                              |  |                                      |  |
|---|------------------------------|--|--------------------------------------|--|
| <b>Subconsultants</b>                       | <b>Gender/<br/>Ethnicity</b> | <b>Business<br/>Inclusion<br/>Category</b> | <b>(%) of<br/>Total<br/>Invoiced</b> | <b>Amount<br/>Invoiced<br/>to Date</b> |
| ATC Associates, Inc.                        |                              | OBE  | 0.00%                                | \$ 0                                   |
| Barefoot Productions                        | M/HA                         | MBE  | 0.00%                                | \$ 0                                   |
| Cumming Corporation                         |                              | OBE  | 0.00%                                | \$ 0                                   |
| Drisko Studio Architects, Inc.              | F/C                          | WBE  | 0.00%                                | \$ 0                                   |
| Healthy Buildings International, Inc.       |                              | OBE  | 0.00%                                | \$ 0                                   |
| ICF Jones & Stokes, Inc.                    |                              | OBE  | 0.00%                                | \$ 0                                   |
| IMEG Corp                                   |                              | OBE  | 0.00%                                | \$ 0                                   |
| Katherine Padilla and Associates            | F/HA                         | WBE  | 92.10%                               | \$52,183                               |
| KOA   |                              | SBE  | 0.00%                                | \$ 0                                   |
| KPFF Consulting Engineers                   |                              | OBE  | 0.00%                                | \$ 0                                   |
| Nabih Youssef & Associates                  |                              | OBE  | 0.00%                                | \$ 0                                   |
| Ninyo & Moore                               | M/HA                         | MBE  | 0.00%                                | \$ 0                                   |
| VCA Engineers, Inc.                         | M/APA                        | MBE, SBE                                   | 0.00%                                | \$ 0                                   |
| <b>Subtotal Subconsultant Participation</b> |                              |  | <b>92.10%</b>                        | <b>\$52,183</b>                        |
| <b>Prime Participation</b>                  |                              |  | <b>7.90%</b>                         | <b>\$ 4,474</b>                        |
| <b>Total Invoiced to Date</b>               |                              |  |                                      | <b>\$56,657</b>                        |

| <b>Table 49A: TOS No. 46 Total Subconsultant Participation</b> |            |            |            |            |             |            |
|--|------------|------------|------------|------------|-------------|------------|
| <b>Achieved</b>  | <b>MBE</b> | <b>WBE</b> | <b>SBE</b> | <b>EBE</b> | <b>DVBE</b> | <b>OBE</b> |
| <b>(%) of Base Task</b>  | 0.00%      | 92.10%     | 0.00%      | 0.00%      | 0.00%       | 0.00%      |
| <b>(\$ Amount)</b>   | \$0        | \$52,183   | \$0        | \$0        | \$0         | \$0        |

Note: Subconsultants may be certified in multiple certification categories; therefore, per the requirements of Executive Directive No. 14, the dollar amounts were credited toward multiple pledged participation categories.

Department of Public Works  
Bureau of Engineering  
Bureau of Contract Administration  
Joint Report No. 2

September 11, 2019  
Page 43

Pledged participation including Amendment No. 1:

| <b>Table 50: TOS No. 46</b>                 |                              |  |                              |                                 |
|---|------------------------------|--|------------------------------|---------------------------------|
| <b>Pledged Subconsultants</b>               | <b>Gender/<br/>Ethnicity</b> | <b>Business<br/>Inclusion<br/>Category</b> | <b>(%) of<br/>Total NTPs</b> | <b>Amount of<br/>Total NTPs</b> |
| ATC Associates, Inc.                        |                              | OBE  | 6.38%                        | \$ 41,471                       |
| Barefoot Productions                        | M/HA                         | MBE  | 3.38%                        | \$ 22,000                       |
| Cumming Corporation                         |                              | OBE  | 2.28%                        | \$ 14,800                       |
| Drisko Studio Architects, Inc.              | F/C                          | WBE  | 1.44%                        | \$ 9,360                        |
| Healthy Buildings International, Inc.       |                              | OBE  | 0.69%                        | \$ 4,460                        |
| ICF Jones & Stokes, Inc.                    |                              | OBE  | 12.11%                       | \$ 78,723                       |
| IMEG Corp                                   |                              | OBE  | 10.01%                       | \$ 65,087                       |
| Katherine Padilla and Associates            | F/HA                         | WBE  | 13.29%                       | \$ 86,365                       |
| KOA   |                              | SBE  | 1.97%                        | \$ 12,800                       |
| KPFF Consulting Engineers                   |                              | OBE  | 0.00%                        | \$ 0                            |
| Nabih Youssef & Associates                  |                              | OBE  | 7.39%                        | \$ 48,000                       |
| Ninyo & Moore                               | M/HA                         | MBE  | 5.38%                        | \$ 35,000                       |
| VCA Engineers, Inc.                         | M/APA                        | MBE, SBE                                   | 3.49%                        | \$ 22,680                       |
| <b>Subtotal Subconsultant Participation</b> |                              |  | <b>67.81%</b>                | <b>\$440,746</b>                |
| Prime Participation                         |                              |  | 32.19%                       | \$209,219                       |
| <b>Base Task</b>                            |                              |  |                              | <b>\$649,965</b>                |
| <b>Reimbursables</b>                        |                              |  |                              | <b>\$ 0</b>                     |
| <b>Contingency</b>                          |                              |  |                              | <b>\$201,196</b>                |
| <b>Total Task Budget Authority</b>          |                              |  |                              | <b>\$851,161</b>                |

| <b>Table 50A: TOS No. 46 Total Subconsultant Participation</b> |            |            |            |            |             |            |
|--|------------|------------|------------|------------|-------------|------------|
| <b>Pledged</b>   | <b>MBE</b> | <b>WBE</b> | <b>SBE</b> | <b>EBE</b> | <b>DVBE</b> | <b>OBE</b> |
| <b>(%) of Base Task</b>  | 12.26%     | 14.73%     | 5.46%      | 0.00%      | 0.00%       | 38.85%     |
| <b>(\$ Amount)</b>   | \$79,680   | \$95,725   | \$35,480   | \$0        | \$0         | \$252,541  |

Note: Subconsultants may be certified in multiple certification categories; therefore, per the requirements of Executive Directive No. 14, the dollar amounts were credited toward multiple pledged participation categories.

**City Hall East Electrical Server Room Upgrade (TOS No. 47)**

As of July 30, 2019, the City Hall East Electrical Server Room Upgrade (TOS No. 47), IBI Group achieved actual participation levels of 0 percent MBE, 0 percent WBE, 0 percent SBE, 0 percent EBE, 0 percent DVBE, and 0 percent OBE. Upon approval of contract Amendment No. 1, IBI Group has pledged participation levels of 0.00 percent MBE, 0.00 percent WBE, 0.00 percent SBE, 0.00 percent EBE, 0.00 percent DVBE, and 22.57 percent OBE. The BOE is currently drafting a Board Report to increase the task authorization for this task order and will update the subconsultant pledge participation levels.

As of July 30, 2019, the MBE/WBE/SBE/EBE/DVBE/OBE subconsultant information for IBI Group was the following:

| Table 51: TOS No. 47                        |                      |                                   |                             |                            |
|---|----------------------|-----------------------------------|-----------------------------|----------------------------|
| Subconsultants                              | Gender/<br>Ethnicity | Business<br>Inclusion<br>Category | (%) of<br>Total<br>Invoiced | Amount<br>Invoiced to Date |
| Construction Cost Consultants               | F/SAA                | WBE, SBE                          | 0.00%                       | \$ 0                       |
| Glumac                                      |                      | OBE                               | 0.00%                       | \$ 0                       |
| RSE Associates, Inc.                        |                      | OBE                               | 0.00%                       | \$ 0                       |
| <b>Subtotal Subconsultant Participation</b> |                      |                                   | <b>0.00%</b>                | <b>\$ 0</b>                |
| Prime Participation                         |                      |                                   | 0.00%                       | \$ 0                       |
| <b>Total Invoiced to Date</b>               |                      |                                   |                             | <b>\$ 0</b>                |

| Table 51A: TOS No. 47 Total Subconsultant Participation |       |       |       |       |       |       |
|---|-------|-------|-------|-------|-------|-------|
| Achieved  | MBE   | WBE   | SBE   | EBE   | DVBE  | OBE   |
| (%) of Base Task  | 0.00% | 0.00% | 0.00% | 0.00% | 0.00% | 0.00% |
| (\$ Amount)   | \$0   | \$0   | \$0   | \$0   | \$0   | \$0   |

Note: Subconsultants may be certified in multiple certification categories; therefore, per the requirements of Executive Directive No. 14, the dollar amounts were credited toward multiple pledged participation categories.

Pledged participation including Amendment No. 1:

| Table 52: TOS No. 47                        |                      |                                   |                      |                         |
|---|----------------------|-----------------------------------|----------------------|-------------------------|
| Pledged Subconsultants                      | Gender/<br>Ethnicity | Business<br>Inclusion<br>Category | (%) of<br>Total NTPs | Amount of<br>Total NTPs |
| Construction Cost Consultants               | F/SAA                | WBE, SBE                          | 0.00%                | \$ 0                    |
| Glumac                                      |                      | OBE                               | 14.54%               | \$ 9,815                |
| RSE Associates, Inc.                        |                      | OBE                               | 8.03%                | \$ 5,420                |
| <b>Subtotal Subconsultant Participation</b> |                      |                                   | <b>22.57%</b>        | <b>\$15,235</b>         |
| Prime Participation                         |                      |                                   | 77.43%               | \$52,256                |
| <b>Base Task</b>                            |                      |                                   |                      | <b>\$67,491</b>         |
| <b>Reimbursables</b>                        |                      |                                   |                      | <b>\$ 0</b>             |
| <b>Contingency</b>                          |                      |                                   |                      | <b>\$ 0</b>             |
| <b>Total Task Budget Authority</b>          |                      |                                   |                      | <b>\$67,491</b>         |

| Table 52A: TOS No. 47 Total Subconsultant Participation |       |       |       |       |       |          |
|---|-------|-------|-------|-------|-------|----------|
| Pledged   | MBE   | WBE   | SBE   | EBE   | DVBE  | OBE      |
| (%) of Base Task  | 0.00% | 0.00% | 0.00% | 0.00% | 0.00% | 22.57%   |
| (\$ Amount)   | \$0   | \$0   | \$0   | \$0   | \$0   | \$15,235 |

Note: Subconsultants may be certified in multiple certification categories; therefore, per the requirements of Executive Directive No. 14, the dollar amounts were credited toward multiple pledged participation categories.

**John Friedman/Alice Kimm Architects, Inc. (CO124801)**

John Friedman/Alice Kimm Architects, Inc. has been issued five task orders under the current contract. They include the completed TOS No. 23 (Pio Pico Park Library Feasibility Study). There are four active task orders including TOS No. 28 (Van Ness Recreation Center Pool and Bathhouse Replacement), TOS No. 34 (Pio Pico Library Pocket Park and Underground Parking Structure), TOS No. 38 (CD8 Navigation



September 11, 2019  
Page 45

Center), and TOS No. 42 [Donald C. Tillman Wastewater Reclamation Plant (DCTWRP) Maintenance Facility Expansion].

Since the contract execution, John Friedman/Alice Kimm Architects, Inc. has added 15 subconsultants. John Friedman/Alice Kimm Architects, Inc. added nine subconsultants for TOS No. 28 (Van Ness Recreation Center Pool and Bathhouse Replacement) including AAA Asbestos Inspections; Arcadis U.S., Inc.; Byun Partners; Glumac; Jensen Hughes; Jones & Madhavan; MEDG Engineers; Nabih Youssef & Associates; and Office of the Design Landscape. John Friedman/Alice Kimm Architects, Inc. added two subconsultants for TOS No. 34 (Pio Pico Library Pocket Park and Underground Parking Structure) including MGAC and Simpson, Gumpertz & Heger, in addition to Byun Partners, MEDG Engineers, Nabih Youssef & Associates, and the Office of the Designed Landscape. John Friedman/Alice Kimm Architects, Inc. added one subconsultant for TOS No. 38 (CD8 Navigation Center), Verdical Group, LLC, in addition to Byun Partners, MEDG Engineers, MGAC, Nabih Youssef & Associates, and Office of the Designed Landscape. John Friedman/Alice Kimm Architects, Inc. added two subconsultants for TOS No. 42 (DCTWRP Maintenance Facility Expansion) including Khalifeh & Associates, Inc. and Leland Saylor Associates, in addition to Byun Partners, Jensen Hughes, and Office of the Designed Landscape.

***Pio Pico Library Park Feasibility Study (TOS No. 23)***

For the completed TOS No. 23, John Friedman/Alice Kimm Architects, Inc. achieved actual participation levels of 0.00 percent MBE, 4.37 percent WBE, 4.37 percent SBE, 0.00 percent EBE, 0.00 percent DVBE, and 4.85 percent OBE. John Friedman/Alice Kimm Architects, Inc. was awarded TOS No. 34 to complete the design of the Pio Pico Library Pocket Park and Underground Parking Structure.

With the June 30, 2017, closing of TOS No. 23, the MBE/WBE/SBE/EBE/DVBE/OBE subconsultant information for John Friedman/Alice Kimm Architects, Inc. was the following:

| <b>Table 53: TOS No. 34</b>                 |                              |  |                                      |  |
|---|------------------------------|--|--------------------------------------|--|
| <b>Subconsultants</b>                       | <b>Gender/<br/>Ethnicity</b> | <b>Business<br/>Inclusion<br/>Category</b> | <b>(%) of<br/>Total<br/>Invoiced</b> | <b>Amount<br/>Invoiced<br/>to Date</b> |
| Arcadis U.S, Inc.                           |                              | OBE  | 4.85%                                | \$ 2,500                               |
| BAE Urban Economics, Inc.                   | F/C                          | WBE, SBE                                   | 4.37%                                | \$ 2,250                               |
| Office of the Designed Landscape            | F/C                          | WBE, SBE, EBE                              | 0.00%                                | \$ 0                                   |
| <b>Subtotal Subconsultant Participation</b> |                              |  | <b>9.22%</b>                         | <b>\$ 4,750</b>                        |
| Prime Participation                         |                              |  | 90.78%                               | \$46,776                               |
| <b>Total Invoiced to Date</b>               |                              |  |                                      | <b>\$51,528</b>                        |

| <b>Table 53A: TOS No. 34 Total Subconsultant Participation</b> |            |            |            |            |             |            |
|--|------------|------------|------------|------------|-------------|------------|
| <b>Achieved</b>  | <b>MBE</b> | <b>WBE</b> | <b>SBE</b> | <b>EBE</b> | <b>DVBE</b> | <b>OBE</b> |
| <b>(%) of Base Task</b>  | 0.00%      | 4.37%      | 4.37%      | 0.00%      | 0.00%       | 4.85%      |

|                    |     |         |         |     |     |         |
|--------------------|-----|---------|---------|-----|-----|---------|
| <b>(\$) Amount</b> | \$0 | \$2,250 | \$2,250 | \$0 | \$0 | \$2,500 |
|--------------------|-----|---------|---------|-----|-----|---------|

Note: Subconsultants may be certified in multiple certification categories; therefore, per the requirements of Executive Directive No. 14, the dollar amounts were credited toward multiple pledged participation categories.

***Van Ness Recreation Center and Pool and Bathhouse Replacement Project (TOS No. 28)***

As of July 30, 2019, for TOS No. 28, John Friedman/Alice Kimm Architects, Inc. achieved actual participation levels of 17.98 percent MBE, 6.45 percent WBE, 31.71 percent SBE, 6.45 percent EBE, 0.00 percent DVBE, and 38.77 percent OBE. Upon approval of contract Amendment No. 1, John Friedman/Alice Kimm Architects, Inc. has pledged participation levels of 17.23 percent MBE, 6.99 percent WBE, 31.64 percent SBE, 6.99 percent EBE, 0.00 percent DVBE, and 38.70 percent OBE.

As of July 30, 2019, the MBE/WBE/SBE/EBE/DVBE/OBE subconsultant information for John Friedman/Alice Kimm Architects, Inc. was the following:

| <b>Table 54: TOS No. 28</b>                 |                              |  |                                      |  |
|---|------------------------------|--|--------------------------------------|--|
| <b>Subconsultants</b>                       | <b>Gender/<br/>Ethnicity</b> | <b>Business<br/>Inclusion<br/>Category</b> | <b>(%) of<br/>Total<br/>Invoiced</b> | <b>Amount<br/>Invoiced<br/>to Date</b> |
| AAA Asbestos Inspections                    |                              | OBE  | 0.32%                                | \$ 1,875                               |
| Arcadis U.S., Inc.                          |                              | OBE  | 2.09%                                | \$ 12,340                              |
| Byun Partners                               |                              | OBE  | 0.95%                                | \$ 5,600                               |
| GKK Works                                   | M/SAA                        | MBE  | 1.61%                                | \$ 9,500                               |
| Glumac                                      |                              | OBE  | 3.27%                                | \$ 19,250                              |
| Jensen Hughes                               |                              | OBE  | 2.69%                                | \$ 15,850                              |
| Jones & Madhavan                            |                              | OBE  | 15.61%                               | \$ 92,000                              |
| MEDG Engineers                              |                              | SBE  | 8.89%                                | \$ 52,425                              |
| Nabih Youssef & Associates                  |                              | OBE  | 13.84%                               | \$ 81,600                              |
| Office of the Designed Landscape            | F/C                          | WBE, SBE, EBE                              | 6.45%                                | \$ 38,000                              |
| VCA Engineers, Inc.                         | M/APA                        | MBE, SBE                                   | 16.37%                               | \$ 96,467                              |
| <b>Subtotal Subconsultant Participation</b> |                              |  | <b>72.09%</b>                        | <b>\$424,907</b>                       |
| <b>Prime Participation</b>                  |                              |  | <b>27.91%</b>                        | <b>\$164,528</b>                       |
| <b>Total Invoiced to Date</b>               |                              |  |                                      | <b>\$589,435</b>                       |

| <b>Table 54A: TOS No. 28 Total Subconsultant Participation</b> |            |            |            |            |             |            |
|--|------------|------------|------------|------------|-------------|------------|
| <b>Achieved</b>  | <b>MBE</b> | <b>WBE</b> | <b>SBE</b> | <b>EBE</b> | <b>DVBE</b> | <b>OBE</b> |
| <b>(%) of Base Task</b>  | 17.98%     | 6.45%      | 31.71%     | 6.45%      | 0.00%       | 38.77%     |
| <b>(\$) Amount</b>   | \$105,967  | \$38,000   | \$186,892  | \$38,000   | \$0         | \$228,515  |

Note: Subconsultants may be certified in multiple certification categories; therefore, per the requirements of Executive Directive No. 14, the dollar amounts were credited toward multiple pledged participation categories.

Pledged participation including Amendment No. 1:

| <b>Table 55: TOS No. 28</b>   |                              |  |                                  |                                 |
|-------------------------------|------------------------------|--|----------------------------------|---------------------------------|
| <b>Pledged Subconsultants</b> | <b>Gender/<br/>Ethnicity</b> | <b>Business<br/>Inclusion<br/>Category</b> | <b>(%) of<br/>Total<br/>NTPs</b> | <b>Amount of<br/>Total NTPs</b> |
| AAA Asbestos Inspections      |                              | OBE  | 0.27%                            | \$ 1,875                        |
| Arcadis U.S., Inc.            |                              | OBE  | 1.74%                            | \$ 12,200                       |
| Byun Partners                 |                              | OBE  | 1.00%                            | \$ 7,000                        |



Department of Public Works  
Bureau of Engineering  
Bureau of Contract Administration  
Joint Report No. 2

September 11, 2019  
Page 47

|   |       |               |               |                  |
|---|-------|---------------|---------------|------------------|
| GKK Works                                   | M/SAA | MBE           | 1.42%         | \$ 10,000        |
| Glumac                                      |       | OBE           | 2.74%         | \$ 19,250        |
| Jensen Hughes                               |       | OBE           | 3.09%         | \$ 21,700        |
| Jones & Madhavan                            |       | OBE           | 15.79%        | \$111,000        |
| MEDG Engineers                              |       | SBE           | 9.85%         | \$ 69,218        |
| Nabih Youssef & Associates                  |       | OBE           | 15.08%        | \$106,000        |
| Office of the Designed Landscape            | F/C   | WBE, SBE, EBE | 6.99%         | \$ 49,100        |
| VCA Engineers, Inc.                         | M/APA | MBE, SBE      | 14.81%        | \$104,080        |
| <b>Subtotal Subconsultant Participation</b> |       |               | <b>72.76%</b> | <b>\$511,423</b> |
| Prime Participation                         |       |               | 27.24%        | \$191,461        |
| <b>Base Task</b>                            |       |               |               | <b>\$702,884</b> |
| <b>Reimbursables</b>                        |       |               |               | <b>\$ 0</b>      |
| <b>Contingency</b>                          |       |               |               | <b>\$ 92,116</b> |
| <b>Total Task Budget Authority</b>          |       |               |               | <b>\$795,000</b> |

| <b>Table 55A: TOS No. 28 Total Subconsultant Participation</b> |            |            |            |            |             |            |
|--|------------|------------|------------|------------|-------------|------------|
| <b>Pledged</b>   | <b>MBE</b> | <b>WBE</b> | <b>SBE</b> | <b>EBE</b> | <b>DVBE</b> | <b>OBE</b> |
| <b>(%) of Base Task</b>  | 17.23%     | 6.99%      | 31.64%     | 6.99%      | 0.00%       | 38.70%     |
| <b>(\$ Amount)</b>   | \$121,080  | \$49,100   | \$222,398  | \$49,100   | \$0         | \$272,025  |

Note: Subconsultants may be certified in multiple certification categories; therefore, per the requirements of Executive Directive No. 14, the dollar amounts were credited toward multiple pledged participation categories.

***Pio Pico Library Pocket Park and Underground Parking Structure (TOS No. 34)***

As of July 30, 2019, for TOS No. 34, John Friedman/Alice Kimm Architects, Inc. achieved actual participation levels of 14.63 percent MBE, 13.17 percent WBE, 28.46 percent SBE, 13.17 percent EBE, 0.00 percent DVBE, and 15.85 percent OBE. Upon approval of contract Amendment No. 1, John Friedman/Alice Kimm Architects, Inc. has pledged participation levels of 10.79 percent MBE, 13.05 percent WBE, 22.35 percent SBE, 13.05 percent EBE, 0.00 percent DVBE, and 22.40 percent OBE.

As of July 30, 2019, the MBE/WBE/SBE/EBE/DVBE/OBE subconsultant information for John Friedman/Alice Kimm Architects, Inc. was the following:

| <b>Table 56: TOS No. 34</b>                 |                              |  |                                      |  |
|---|------------------------------|--|--------------------------------------|--|
| <b>Subconsultants</b>                       | <b>Gender/<br/>Ethnicity</b> | <b>Business<br/>Inclusion<br/>Category</b> | <b>(%) of<br/>Total<br/>Invoiced</b> | <b>Amount<br/>Invoiced<br/>to Date</b> |
| Byun Partners                               | M/APA                        | MBE  | 3.98%                                | \$ 12,000                              |
| MEDG Engineers                              |                              | SBE  | 4.64%                                | \$ 13,990                              |
| MGAC  |                              | OBE  | 2.24%                                | \$ 6,750                               |
| Nabih Youssef & Associates                  |                              | OBE  | 10.62%                               | \$ 32,000                              |
| Office of the Designed Landscape            | F/C                          | WBE, SBE, EBE                              | 13.17%                               | \$ 39,700                              |
| Simpson Gumpertz & Heger                    |                              | OBE  | 2.99%                                | \$ 9,000                               |
| VCA Engineers, Inc.                         | M/APA                        | MBE, SBE                                   | 10.65%                               | \$ 32,080                              |
| <b>Subtotal Subconsultant Participation</b> |                              |  | <b>48.29%</b>                        | <b>\$145,520</b>                       |

|                               |        |                  |
|-------------------------------|--------|------------------|
| Prime Participation           | 51.71% | \$155,830        |
| <b>Total Invoiced to Date</b> |        | <b>\$301,350</b> |

| <b>Table 56A: TOS No. 34 Total Subconsultant Participation</b> |            |            |            |            |             |            |
|--|------------|------------|------------|------------|-------------|------------|
| <b>Achieved</b>  | <b>MBE</b> | <b>WBE</b> | <b>SBE</b> | <b>EBE</b> | <b>DVBE</b> | <b>OBE</b> |
| <b>(%) of Base Task</b>  | 14.53%     | 13.17%     | 28.46%     | 13.17%     | 0.00%       | 15.85%     |
| <b>(\$ Amount)</b>   | \$44,080   | \$39,700   | \$85,770   | \$39,700   | \$0         | \$47,750   |

Note: Subconsultants may be certified in multiple certification categories; therefore, per the requirements of Executive Directive No. 14, the dollar amounts were credited toward multiple pledged participation categories.

Pledged participation including Amendment No. 1:

| <b>Table 57: TOS No. 34</b>                 |                              |  |                                  |                                 |
|---|------------------------------|--|----------------------------------|---------------------------------|
| <b>Pledged Subconsultants</b>               | <b>Gender/<br/>Ethnicity</b> | <b>Business<br/>Inclusion<br/>Category</b> | <b>(%) of<br/>Total<br/>NTPs</b> | <b>Amount of<br/>Total NTPs</b> |
| Byun Partners                               |                              | MBE  | 1.49%                            | \$ 12,000                       |
| MEDG Engineers                              |                              | OBE  | 6.21%                            | \$ 50,000                       |
| MGAC  |                              | OBE  | 2.14%                            | \$ 17,250                       |
| Nabih Youssef & Associates                  |                              | OBE  | 10.31%                           | \$ 83,000                       |
| Office of the Designed Landscape            | F/C                          | WBE, SBE, EBE                              | 13.05%                           | \$105,000                       |
| Simpson Gumpertz & Heger                    |                              | OBE  | 3.73%                            | \$ 30,000                       |
| VCA Engineers, Inc.                         | M/APA                        | MBE SBE                                    | 9.30%                            | \$ 74,860                       |
| <b>Subtotal Subconsultant Participation</b> |                              |  | <b>46.24%</b>                    | <b>\$372,110</b>                |
| Prime Participation                         |                              |  | 53.76%                           | \$432,570                       |
| <b>Base Task</b>                            |                              |  |                                  | <b>\$804,680</b>                |
| <b>Reimbursables</b>                        |                              |  |                                  | <b>\$ 0</b>                     |
| <b>Contingency</b>                          |                              |  |                                  | <b>\$ 23,000</b>                |
| <b>Total Task Budget Authority</b>          |                              |  |                                  | <b>\$827,680</b>                |

| <b>Table 57A: TOS No. 34 Total Subconsultant Participation</b> |            |            |            |            |             |            |
|--|------------|------------|------------|------------|-------------|------------|
| <b>Pledged</b>   | <b>MBE</b> | <b>WBE</b> | <b>SBE</b> | <b>EBE</b> | <b>DVBE</b> | <b>OBE</b> |
| <b>(%) of Base Task</b>  | 10.79%     | 13.05%     | 22.35%     | 13.05%     | 0.00%       | 22.40%     |
| <b>(\$ Amount)</b>   | \$86,860   | \$105,000  | \$179,860  | \$105,000  | \$0         | \$180,250  |

Note: Subconsultants may be certified in multiple certification categories; therefore, per the requirements of Executive Directive No. 14, the dollar amounts were credited toward multiple pledged participation categories.

### **Council District No. 8 Navigation Center (TOS No. 38)**

As of July 30, 2019, for TOS No. 38, John Friedman/Alice Kimm Architects, Inc. achieved actual participation levels of 19.42 percent MBE, 4.37 percent WBE, 30.88 percent SBE, 4.37 percent EBE, 0.00 percent DVBE, and 44.28 percent OBE. Upon approval of contract Amendment No. 1, John Friedman/Alice Kimm Architects, Inc. has pledged participation levels of 15.17 percent MBE, 3.84 percent WBE, 28.34 percent SBE, 3.84 percent EBE, 0.00 percent DVBE, and 32.32 percent OBE.

As of July 30, 2019, the MBE/WBE/SBE/EBE/DVBE/OBE subconsultant information for John Friedman/Alice Kimm Architects, Inc. was the following:

Department of Public Works  
Bureau of Engineering  
Bureau of Contract Administration  
Joint Report No. 2

September 11, 2019  
Page 49

| <b>Table 58: TOS No. 38</b>                 |                              |  |                                      |  |
|---|------------------------------|--|--------------------------------------|--|
| <b>Subconsultants</b>                       | <b>Gender/<br/>Ethnicity</b> | <b>Business<br/>Inclusion<br/>Category</b> | <b>(%) of<br/>Total<br/>Invoiced</b> | <b>Amount<br/>Invoiced<br/>to Date</b> |
| Byun Partners                               |                              | OBE  | 3.33%                                | \$ 8,000                               |
| MEDG Engineers                              |                              | OBE  | 17.35%                               | \$ 41,654                              |
| MGAC  |                              | OBE  | 7.96%                                | \$ 19,100                              |
| Nabih Youssef & Associates                  |                              | OBE  | 15.64%                               | \$ 37,550                              |
| Office of the Designed Landscape            | F/C                          | WBE, SBE, EBE                              | 4.37%                                | \$ 10,500                              |
| VCA Engineers, Inc.                         | M/APA                        | MBE SBE                                    | 19.42%                               | \$ 46,634                              |
| Verdical Group, LLC                         |                              | SBE  | 7.08%                                | \$ 17,000                              |
| <b>Subtotal Subconsultant Participation</b> |                              |  | <b>75.15%</b>                        | <b>\$180,438</b>                       |
| Prime Participation                         |                              |  | 24.85%                               | \$ 59,653                              |
| <b>Total Invoiced to Date</b>               |                              |  |                                      | <b>\$240,091</b>                       |

| <b>Table 58A: TOS No. 38 Total Subconsultant Participation</b> |            |            |            |            |             |            |
|--|------------|------------|------------|------------|-------------|------------|
| <b>Achieved</b>  | <b>MBE</b> | <b>WBE</b> | <b>SBE</b> | <b>EBE</b> | <b>DVBE</b> | <b>OBE</b> |
| <b>(%) of Base Task</b>  | 19.42%     | 4.37%      | 30.88%     | 4.37%      | 0.00%       | 44.28%     |
| <b>(\$ Amount)</b>   | \$46,634   | \$10,500   | \$74,134   | \$10,500   | \$0         | \$106,304  |

Note: Subconsultants may be certified in multiple certification categories; therefore, per the requirements of Executive Directive No. 14, the dollar amounts were credited toward multiple pledged participation categories.

Pledged participation including Amendment No. 1:

| <b>Table 59: TOS No. 38</b>                 |                              |  |                                  |                                 |
|---|------------------------------|--|----------------------------------|---------------------------------|
| <b>Pledged Subconsultants</b>               | <b>Gender/<br/>Ethnicity</b> | <b>Business<br/>Inclusion<br/>Category</b> | <b>(%) of<br/>Total<br/>NTPs</b> | <b>Amount of<br/>Total NTPs</b> |
| Byun Partners                               |                              | OBE  | 2.13%                            | \$ 8,000                        |
| MEDG Engineers                              |                              | OBE  | 12.77%                           | \$ 47,900                       |
| MGAC  |                              | OBE  | 4.45%                            | \$ 16,700                       |
| Nabih Youssef & Associates                  |                              | OBE  | 12.96%                           | \$ 48,610                       |
| Office of the Designed Landscape            | F/C                          | WBE, SBE, EBE                              | 3.84%                            | \$ 14,400                       |
| VCA Engineers, Inc.                         | M/APA                        | MBE SBE                                    | 15.17%                           | \$ 56,880                       |
| Verdical Group, LLC                         |                              | SBE  | 9.33%                            | \$ 35,000                       |
| <b>Subtotal Subconsultant Participation</b> |                              |  | <b>60.66%</b>                    | <b>\$227,490</b>                |
| Prime Participation                         |                              |  | 39.34%                           | \$147,510                       |
| <b>Base Task</b>                            |                              |  |                                  | <b>\$375,000</b>                |
| <b>Reimbursables</b>                        |                              |  |                                  | <b>\$ 0</b>                     |
| <b>Contingency</b>                          |                              |  |                                  | <b>\$ 9,000</b>                 |
| <b>Total Task Budget Authority</b>          |                              |  |                                  | <b>\$384,000</b>                |

| <b>Table 59A: TOS No. 38 Total Subconsultant Participation</b> |            |            |            |            |             |            |
|--|------------|------------|------------|------------|-------------|------------|
| <b>Pledged</b>   | <b>MBE</b> | <b>WBE</b> | <b>SBE</b> | <b>EBE</b> | <b>DVBE</b> | <b>OBE</b> |
| <b>(%) of Base Task</b>  | 15.17%     | 3.84%      | 28.34%     | 3.84%      | 0.00%       | 32.32%     |
| <b>(\$ Amount)</b>   | \$56,880   | \$14,400   | \$106,280  | \$14,400   | \$0         | \$121,210  |

Note: Subconsultants may be certified in multiple certification categories; therefore, per the requirements of Executive Directive No. 14, the dollar amounts were credited toward multiple pledged participation categories.

***DCTWRP Maintenance Facility Expansion (TOS No. 42)***

As of July 1, 2019, for TOS No. 28, John Friedman/Alice Kimm Architects, Inc. achieved actual participation levels of 12.18 percent MBE, 4.22 percent WBE, 42.50 percent SBE, 4.22 percent EBE, 7.90 percent DVBE, and 0.59 percent OBE. Under approval of contract Amendment No. 1, John Friedman/Alice Kimm Architects, Inc. has pledged participation levels of 13.22 percent MBE, 3.60 percent WBE, 42.34 percent SBE, 3.60 percent EBE, 3.72 percent DVBE, and 2.15 percent OBE.

As of July 1, 2019, the MBE/WBE/SBE/EBE/DVBE/OBE subconsultant information for John Friedman/Alice Kimm Architects, Inc. was the following:

| <b>Table 60: TOS No. 42</b>                    |                              |  |                                      |  |
|--|------------------------------|--|--------------------------------------|--|
| <b>Subconsultants</b>                          | <b>Gender/<br/>Ethnicity</b> | <b>Business<br/>Inclusion<br/>Category</b> | <b>(%) of<br/>Total<br/>Invoiced</b> | <b>Amount<br/>Invoiced<br/>to Date</b> |
| Byun Partners                                  |                              | OBE  | 0.59%                                | \$ 2,500                               |
| Jensen Hughes                                  |                              | OBE  | 0.00%                                | \$ 0                                   |
| Khalifeh & Associates, Inc.                    |                              | SBE  | 22.45%                               | \$ 95,200                              |
| Leland Saylor Associates                       |                              | DVBE                                       | 7.90%                                | \$ 33,500                              |
| Office of the Designed Landscape               | F/C                          | WBE, SBE, EBE                              | 4.22%                                | \$ 17,900                              |
| Saiful Bouquet Consulting Structural Engineers | M/SAA                        | MBE, SBE                                   | 8.81%                                | \$ 37,380                              |
| VCA Engineers, Inc.                            | M/APA                        | MBE, SBE                                   | 3.36%                                | \$ 14,262                              |
| Waveguide                                      |                              | SBE  | 3.66%                                | \$ 15,500                              |
| <b>Subtotal Subconsultant Participation</b>    |                              |  | <b>50.99%</b>                        | <b>\$216,242</b>                       |
| Prime Participation                            |                              |  | 49.01%                               | \$207,825                              |
| <b>Total Invoiced to Date</b>                  |                              |  |                                      | <b>\$424,067</b>                       |

| <b>Table 60A: TOS No. 42 Total Subconsultant Participation</b> |            |            |            |            |             |            |
|--|------------|------------|------------|------------|-------------|------------|
| <b>Achieved</b>  | <b>MBE</b> | <b>WBE</b> | <b>SBE</b> | <b>EBE</b> | <b>DVBE</b> | <b>OBE</b> |
| <b>(%) of Base Task</b>  | 12.18%     | 4.22%      | 42.50%     | 4.22%      | 7.90%       | 0.59%      |
| <b>(\$ Amount)</b>   | \$51,642   | \$17,900   | \$180,242  | \$17,900   | \$33,500    | \$2,500    |

Note: Subconsultants may be certified in multiple certification categories; therefore, per the requirements of Executive Directive No. 14, the dollar amounts were credited toward multiple pledged participation categories.

Pledged participation including Amendment No. 1:

| <b>Table 61: TOS No. 42</b>      |                              |  |                                  |                                 |
|----------------------------------|------------------------------|--|----------------------------------|---------------------------------|
| <b>Pledged Subconsultants</b>    | <b>Gender/<br/>Ethnicity</b> | <b>Business<br/>Inclusion<br/>Category</b> | <b>(%) of<br/>Total<br/>NTPs</b> | <b>Amount of<br/>Total NTPs</b> |
| Byun Partners                    |                              | OBE  | 0.92%                            | \$ 22,000                       |
| Jensen Hughes                    |                              | OBE  | 1.23%                            | \$ 29,400                       |
| Khalifeh & Associates, Inc.      |                              | SBE  | 22.04%                           | \$ 528,000                      |
| Leland Saylor Associates         |                              | DVBE                                       | 3.72%                            | \$ 89,000                       |
| Office of the Designed Landscape | F/C                          | WBE, SBE, EBE                              | 3.60%                            | \$ 86,350                       |

Department of Public Works  
Bureau of Engineering  
Bureau of Contract Administration  
Joint Report No. 2

September 11, 2019  
Page 51

|  |       |          |               |                    |
|--|-------|----------|---------------|--------------------|
| Saiful Bouquet Consulting Structural Engineers | M/SAA | MBE, SBE | 9.94%         | \$ 238,000         |
| VCA Engineers, Inc.                            | M/APA | MBE, SBE | 3.29%         | \$ 78,760          |
| Waveguide                                      |       | SBE      | 3.46%         | \$ 83,000          |
| <b>Subtotal Subconsultant Participation</b>    |       |          | <b>48.20%</b> | <b>\$1,154,510</b> |
| Prime Participation                            |       |          | 51.80%        | \$1,240,874        |
| <b>Base Task</b>                               |       |          |               | <b>\$2,395,384</b> |
| <b>Reimbursables</b>                           |       |          |               | <b>\$ 0</b>        |
| <b>Contingency</b>                             |       |          |               | <b>\$ 482,616</b>  |
| <b>Total Task Budget Authority</b>             |       |          |               | <b>\$2,878,000</b> |

| <b>Table 61A: TOS No. 42 Total Subconsultant Participation</b> |            |            |             |            |             |            |
|--|------------|------------|-------------|------------|-------------|------------|
| <b>Pledged</b>   | <b>MBE</b> | <b>WBE</b> | <b>SBE</b>  | <b>EBE</b> | <b>DVBE</b> | <b>OBE</b> |
| <b>(%) of Base Task</b>  | 13.22%     | 3.60%      | 42.34%      | 3.60%      | 3.72%       | 2.15%      |
| <b>(\$ Amount)</b>   | \$316,760  | \$86,350   | \$1,014,110 | \$86,350   | \$89,000    | \$51,400   |

Note: Subconsultants may be certified in multiple certification categories; therefore, per the requirements of Executive Directive No. 14, the dollar amounts were credited toward multiple pledged participation categories.

**Lehrer Architects LA, Inc. (CO124698)**

Lehrer Architects LA, Inc. has been issued five task orders under the current contract. They include the completed TOS No. 8 (L.A.-Glendale Water Reclamation Plant Administrative Building Programming), TOS No. 24 (Algin Sutton Pool Replacement), TOS No. 31 (L.A.-Glendale Water Reclamation Plant Administration Building Design and Construction Services), the recently issued TOS No. 50 (Hollywood Gymnasium), and the recently issued TOS No. 51 (Echo Park Supportive Housing Feasibility Study).

Since contract execution, Lehrer Architects LA, Inc. has added eight subconsultants to their Schedule A. Lehrer Architects LA, Inc. added Chew Specifications; Focus Environmental Consulting, LLC; Hazard Frankel Architects; Jones & Madhavan; Kaplan Gehring McCarroll Architectural Lighting, Inc.; KPJ Consulting; S & K Engineers; and SWCA Environmental Consultants.

**L.A.-Glendale Water Reclamation Plant Office Building Programming (TOS No. 8)**

For TOS No. 8, completed on November 8, 2016, Lehrer Architects LA, Inc. achieved actual participation levels of 3.81 percent MBE, 12.06 percent WBE, 13.33 percent SBE, 5.71 percent EBE, 0.00 percent DVBE, and 16.51 percent OBE. Lehrer Architects LA, Inc. was awarded TOS No. 31 to complete the design of the Sanitation L.A.-Glendale Water Reclamation Plant Administration Building.

With the November 8, 2016 completion of TOS No. 8, Lehrer Architects LA, Inc. achieved the following MBE/WBE/SBE/EBE/DVBE/OBE subconsultant participation:

| <b>Table 62: TOS No. 8</b>                    |                              |  |                                      |  |
|---|------------------------------|--|--------------------------------------|--|
| <b>Subconsultants</b>                         | <b>Gender/<br/>Ethnicity</b> | <b>Business<br/>Inclusion<br/>Category</b> | <b>(%) of<br/>Total<br/>Invoiced</b> | <b>Amount<br/>Invoiced<br/>to Date</b> |
| John Labib + Associates                       |                              | SBE  | 3.81%                                | \$ 3,000.00                            |
| KPJ Consulting                                | F/APA                        | WBE, SBE, EBE                              | 5.71%                                | \$ 4,500.00                            |
| Stantec Consulting Services, Inc.             |                              | OBE  | 16.51%                               | \$13,000.00                            |
| Studio-MLA (formerly Mia Lehrer & Associates) | F/HA                         | WBE  | 6.35%                                | \$ 5,000.00                            |
| VCA Engineers, Inc.                           | M/APA                        | MBE, SBE                                   | 3.81%                                | \$ 3,000.00                            |
| <b>Subtotal Subconsultant Participation</b>   |                              |  | <b>36.19%</b>                        | <b>\$28,500.00</b>                     |
| Prime Participation                           |                              |  | 63.81%                               | \$50,252.83                            |
| <b>Total Invoiced to Date</b>                 |                              |  |                                      | <b>\$78,742.83</b>                     |

| <b>Table 62A: TOS No. 8 Total Subconsultant Participation</b> |            |            |            |            |             |            |
|---|------------|------------|------------|------------|-------------|------------|
| <b>Achieved</b>   | <b>MBE</b> | <b>WBE</b> | <b>SBE</b> | <b>EBE</b> | <b>DVBE</b> | <b>OBE</b> |
| <b>(%) of Base Task</b>                                       | 3.81%      | 12.06%     | 13.33%     | 5.71%      | 0.00%       | 16.51%     |
| <b>(\$ Amount)</b>  | \$3,000    | \$9,500    | \$10,500   | \$4,500    | \$0         | \$13,000   |

Note: Subconsultants may be certified in multiple certification categories; therefore, per the requirements of Executive Directive No. 14, the dollar amounts were credited toward multiple pledged participation categories.

#### ***Algin Sutton Pool Replacement (TOS No. 24)***

As of July 30, 2019, for TOS No. 24, Lehrer Architects LA, Inc. achieved actual participation levels of 6.57 percent MBE, 9.31 percent WBE, 7.11 percent SBE, 7.11 percent EBE, 0.00 percent DVBE, and 4.01 percent OBE. Upon approval of contract Amendment No. 1, Lehrer Architects LA, Inc. has pledged participation levels of 17.49 percent MBE, 3.49 percent WBE, 28.54 percent SBE, 12.47 percent EBE, 0.00 percent DVBE, and 6.61 percent OBE.

As of July 30, 2019, the MBE/WBE/SBE/EBE/DVBE/OBE subconsultant information for Lehrer Architects LA, Inc. was the following:

| <b>Table 63: TOS No. 24</b>                   |                              |  |                                      |  |
|---|------------------------------|--|--------------------------------------|--|
| <b>Subconsultants</b>                         | <b>Gender/<br/>Ethnicity</b> | <b>Business<br/>Inclusion<br/>Category</b> | <b>(%) of<br/>Total<br/>Invoiced</b> | <b>Amount<br/>Invoiced<br/>to Date</b> |
| Chew Specifications                           |                              | OBE  | 1.60%                                | \$ 7,932.00                            |
| Donald F. Dickerson Associates                | F/C                          | WBE  | 8.23%                                | \$ 40,810.00                           |
| Focus Environmental Consulting, LLC           |                              | OBE  | 0.52%                                | \$ 2,572.00                            |
| Geocon Inc./Irvine Geotechnical               |                              | OBE  | 1.25%                                | \$ 6,200.00                            |
| Hazard Frankel Architects                     |                              | OBE  | 0.65%                                | \$ 3,200.00                            |
| Jones & Madhavan                              |                              | SBE, EBE                                   | 6.61%                                | \$ 32,780.00                           |
| KPJ Consulting                                | F/APA                        | WBE, SBE, EBE                              | 0.50%                                | \$ 2,484.00                            |
| Studio-MLA (formerly Mia Lehrer & Associates) | F/HA                         | WBE  | 1.08%                                | \$ 5,334.00                            |
| SWCA Environmental Consultants                |                              | OBE  | 0.00%                                | \$ 0.00                                |
| VCA Engineers, Inc.                           | M/APA                        | MBE  | 6.07%                                | \$ 30,106.00                           |
| <b>Subtotal Subconsultant Participation</b>   |                              |  | <b>26.51%</b>                        | <b>\$131,418.00</b>                    |
| Prime Participation                           |                              |  | 73.49%                               | \$364,357.57                           |
| <b>Total Invoiced to Date</b>                 |                              |  |                                      | <b>\$495,775.57</b>                    |



Department of Public Works  
Bureau of Engineering  
Bureau of Contract Administration  
Joint Report No. 2

September 11, 2019  
Page 53

| <b>Table 63A: TOS No. 24 Total Subconsultant Participation</b> |            |            |            |            |             |            |
|--|------------|------------|------------|------------|-------------|------------|
| <b>Achieved</b>  | <b>MBE</b> | <b>WBE</b> | <b>SBE</b> | <b>EBE</b> | <b>DVBE</b> | <b>OBE</b> |
| <b>(%) of Base Task</b>  | 6.57%      | 9.31%      | 7.11%      | 7.11%      | 0.00%       | 4.01%      |
| <b>(\$ Amount)</b>   | \$32,590   | \$46,144   | \$35,264   | \$35,264   | \$0         | \$19,904   |

Note: Subconsultants may be certified in multiple certification categories; therefore, per the requirements of Executive Directive No. 14, the dollar amounts were credited toward multiple pledged participation categories.

Pledged participation including Amendment No. 1:

| <b>Table 64: TOS No. 24</b>                   |                              |  |                                  |                                 |
|---|------------------------------|--|----------------------------------|---------------------------------|
| <b>Pledged Subconsultants</b>                 | <b>Gender/<br/>Ethnicity</b> | <b>Business<br/>Inclusion<br/>Category</b> | <b>(%) of<br/>Total<br/>NTPs</b> | <b>Amount of<br/>Total NTPs</b> |
| Chew Specifications                           |                              | OBE  | 1.97%                            | \$ 14,400.00                    |
| Donald F. Dickerson Associates                | F/C                          | WBE  | 13.49%                           | \$ 98,828.00                    |
| Focus Environmental Consulting, LLC           |                              | OBE  | 0.77%                            | \$ 5,675.00                     |
| Geocon Inc./Irvine Geotechnical               |                              | OBE  | 0.85%                            | \$ 6,200.00                     |
| Hazard Frankel Architects                     |                              | OBE  | 0.44%                            | \$ 3,200.00                     |
| Jones & Madhavan                              |                              | SBE EBE                                    | 11.06%                           | \$ 81,000.00                    |
| KPJ Consulting                                | F/APA                        | MBE, SBE, EBE                              | 1.41%                            | \$ 10,350.00                    |
| Studio-MLA (formerly Mia Lehrer & Associates) | F/HA                         | MBE, SBE                                   | 2.74%                            | \$ 20,100.00                    |
| SWCA Environmental Consultants                |                              | OBE  | 2.59%                            | \$ 18,952.00                    |
| VCA Engineers, Inc.                           | M/APA                        | MBE, SBE                                   | 13.33%                           | \$ 97,670.00                    |
| <b>Subtotal Subconsultant Participation</b>   |                              |  | <b>48.64%</b>                    | <b>\$356,375.00</b>             |
| Prime Participation                           |                              |  | 51.36%                           | \$376,228.90                    |
| <b>Base Task</b>                              |                              |  |                                  | <b>\$732,603.90</b>             |
| <b>Reimbursables</b>                          |                              |  |                                  | <b>\$ 0.00</b>                  |
| <b>Contingency</b>                            |                              |  |                                  | <b>\$177,396.10</b>             |
| <b>Total Task Budget Authority</b>            |                              |  |                                  | <b>\$910,000.00</b>             |

| <b>Table 64A: TOS No. 24 Total Subconsultant Participation</b> |            |            |            |            |             |            |
|--|------------|------------|------------|------------|-------------|------------|
| <b>Pledged</b>   | <b>MBE</b> | <b>WBE</b> | <b>SBE</b> | <b>EBE</b> | <b>DVBE</b> | <b>OBE</b> |
| <b>(%) of Base Task</b>  | 17.49%     | 13.44%     | 28.54%     | 12.47%     | 0.00%       | 6.61%      |
| <b>(\$ Amount)</b>   | \$128,120  | \$98,828   | \$209,210  | \$91,350   | \$0         | \$48,427   |

Note: Subconsultants may be certified in multiple certification categories; therefore, per the requirements of Executive Directive No. 14, the dollar amounts were credited toward multiple pledged participation categories.

**L.A.-Glendale Water Reclamation Plant Administration Building Design and Construction Services (TOS No. 31)**

As of July 30, 2019, for TOS No. 31, Lehrer Architects LA, Inc. achieved actual participation levels of 14.46percent MBE, 6.92 percent WBE, 16.72 percent SBE, 1.71 percent EBE, 0.00 percent DVBE, and 0.00 percent OBE. Upon approval of contract Amendment No. 1, Lehrer Architects LA, Inc. has pledged participation levels of 2.95

percent MBE, 6.76 percent WBE, 33.45 percent SBE, 15.31 percent EBE, 0.00 percent DVBE, and 0.00 percent OBE.

As of July 30, 2019, the MBE/WBE/SBE/EBE/DVBE/OBE subconsultant information for Lehrer Architects LA, Inc. was the following:

| <b>Table 65: TOS No. 31</b>                              |                              |  |                                      |  |
|--|------------------------------|--|--------------------------------------|--|
| <b>Subconsultants</b>                                    | <b>Gender/<br/>Ethnicity</b> | <b>Business<br/>Inclusion<br/>Category</b> | <b>(%) of<br/>Total<br/>Invoiced</b> | <b>Amount<br/>Invoiced<br/>to Date</b> |
| John Labib + Associates                                  |                              | SBE  | 8.40%                                | \$ 110,432.00                          |
| Kaplan Gehring McCarroll<br>Architectural Lighting, Inc. |                              | SBE  | 1.40%                                | \$ 18,392.00                           |
| KPJ Consulting   | F/APA                        | WBE, SBE, EBE                              | 1.71%                                | \$ 22,500.00                           |
| S & K Engineers  | M/SAA                        | MBE  | 11.47%                               | \$ 150,830.00                          |
| Studio-MLA (formerly Mia<br>Lehrer & Associates)         | F/HA                         | WBE, SBE                                   | 5.21%                                | \$ 68,544.00                           |
| VCA Engineers, Inc.                                      | M/APA                        | MBE  | 2.99%                                | \$ 39,298.56                           |
| <b>Subtotal Subconsultant Participation</b>              |                              |  | <b>31.18%</b>                        | <b>\$ 409,996.56</b>                   |
| Prime Participation                                      |                              |  | 68.82%                               | \$ 904,923.01                          |
| <b>Total Invoiced to Date</b>                            |                              |  |                                      | <b>\$1,314,919.57</b>                  |

| <b>Table 65A: TOS No. 31 Total Subconsultant Participation</b> |              |             |              |             |             |            |
|--|--------------|-------------|--------------|-------------|-------------|------------|
| <b>Achieved</b>  | <b>MBE</b>   | <b>WBE</b>  | <b>SBE</b>   | <b>EBE</b>  | <b>DVBE</b> | <b>OBE</b> |
| <b>(%) of Base Task</b>  | 14.46%       | 6.92%       | 16.72%       | 1.71%       | 0.00%       | 0.00%      |
| <b>(\$ Amount)</b>   | \$190,128.56 | \$91,044.00 | \$219,868.00 | \$22,500.00 | \$0.00      | \$0.00     |

Note: Subconsultants may be certified in multiple certification categories; therefore, per the requirements of Executive Directive No. 14, the dollar amounts were credited toward multiple pledged participation categories.

Pledged participation including Amendment No. 1:

| <b>Table 66: TOS No. 31</b>                              |                              |  |                                  |                                 |
|--|------------------------------|--|----------------------------------|---------------------------------|
| <b>Pledged Subconsultants</b>                            | <b>Gender/<br/>Ethnicity</b> | <b>Business<br/>Inclusion<br/>Category</b> | <b>(%) of<br/>Total<br/>NTPs</b> | <b>Amount of<br/>Total NTPs</b> |
| John Labib + Associates                                  |                              | SBE  | 8.30%                            | \$ 116,000                      |
| Kaplan Gehring McCarroll<br>Architectural Lighting, Inc. |                              | SBE  | 1.73%                            | \$ 24,200                       |
| KPJ Consulting   | F/APA                        | WBE, SBE, EBE                              | 1.61%                            | \$ 22,500                       |
| S & K Engineers  | M/SAA                        | MBE  | 13.70%                           | \$ 191,475                      |
| Studio-MLA (formerly Mia Lehrer<br>& Associates)         | F/HA                         | WBE  | 5.15%                            | \$ 72,000                       |
| VCA Engineers, Inc.                                      | M/APA                        | MBE  | 2.95%                            | \$ 41,280                       |
| <b>Subtotal Subconsultant Participation</b>              |                              |  | <b>33.45%</b>                    | <b>\$ 467,455</b>               |
| Prime Participation                                      |                              |  | 66.55%                           | \$ 930,045                      |
| <b>Base Task</b>   |                              |  |                                  | <b>\$1,397,500</b>              |
| <b>Reimbursables</b>                                     |                              |  |                                  | <b>\$ 0</b>                     |
| <b>Contingency</b>                                       |                              |  |                                  | <b>\$ 114,500</b>               |
| <b>Total Task Budget Authority</b>                       |                              |  |                                  | <b>\$1,512,000</b>              |



September 11, 2019  
Page 55

| <b>Table 66A: TOS No. 31 Total Subconsultant Participation</b> |            |            |            |            |             |            |
|--|------------|------------|------------|------------|-------------|------------|
| <b>Pledged</b>   | <b>MBE</b> | <b>WBE</b> | <b>SBE</b> | <b>EBE</b> | <b>DVBE</b> | <b>OBE</b> |
| <b>(%) of Base Task</b>  | 16.66%     | 6.76%      | 11.64%     | 1.61%      | 0.00%       | 0.00%      |
| <b>(\$ Amount)</b>   | \$232,755  | \$94,500   | \$162,700  | \$22,500   | \$0         | \$0        |

Note: Subconsultants may be certified in multiple certification categories; therefore, per the requirements of Executive Directive No. 14, the dollar amounts were credited toward multiple pledged participation categories.

### ***Hollywood Gymnasium (TOS No. 50)***

As of July 30, 2019, for TOS No. 50, Lehrer Architects LA, Inc. achieved actual participation levels of 0 percent MBE, 0 percent WBE, 0 percent SBE, 0 percent EBE, 0 percent DVBE, and 0 percent OBE. The BOE issued a NTP of \$149,693 to initiate the task order. The BOE intends to report to the Board to obtain approval for authorization of TOS No. 50 for full task order funding. Upon approval of contract Amendment No. 1 and approval by the Board, Lehrer Architects LA, Inc. has a projected pledged participation levels of 0 percent MBE, 0 percent WBE, 0 percent SBE, 0 percent EBE, 0 percent DVBE, and 0 percent OBE.

As of July 30, 2019, the MBE/WBE/SBE/EBE/DVBE/OBE subconsultant information for Lehrer Architects LA, Inc. was the following:

| <b>Table 67: TOS No. 50</b>                 |                              |  |                                      |  |
|---|------------------------------|--|--------------------------------------|--|
| <b>Subconsultants</b>                       | <b>Gender/<br/>Ethnicity</b> | <b>Business<br/>Inclusion<br/>Category</b> | <b>(%) of<br/>Total<br/>Invoiced</b> | <b>Amount<br/>Invoiced<br/>to Date</b> |
| KPJ Consulting                              | F/APA                        | MBE, SBE, EBE                              | 0.00%                                | \$ 0                                   |
| Barbara L. Hall and Associates              | F/C                          | WBE  | 0.00%                                | \$ 0                                   |
| Verdical Group                              |                              | SBE, EBE                                   | 0.00%                                | \$ 0                                   |
| S&K Engineers                               |                              | SBE, EBE                                   | 0.00%                                | \$ 0                                   |
| Nours Engineering                           |                              | SBE  | 0.00%                                | \$ 0                                   |
| Studio-MLA                                  | F/HA                         | MBE, SBE                                   | 0.00%                                | \$ 0                                   |
| <b>Subtotal Subconsultant Participation</b> |                              |  | <b>0.00%</b>                         | <b>\$ 0</b>                            |
| Prime Participation                         |                              |  | 0.00%                                | \$ 0                                   |
| <b>Total Invoiced to Date</b>               |                              |  |                                      | <b>\$ 0</b>                            |

| <b>Table 67A: TOS No. 50 Total Subconsultant Participation</b> |            |            |            |            |             |            |
|--|------------|------------|------------|------------|-------------|------------|
| <b>Achieved</b>  | <b>MBE</b> | <b>WBE</b> | <b>SBE</b> | <b>EBE</b> | <b>DVBE</b> | <b>OBE</b> |
| <b>(%) of Base Task</b>  | 0.00%      | 0.00%      | 0.00%      | 0.00%      | 0.00%       | 0.00%      |
| <b>(\$ Amount)</b>   | \$0        | \$0        | \$0        | \$0        | \$0         | \$0        |

Note: Subconsultants may be certified in multiple certification categories; therefore, per the requirements of Executive Directive No. 14, the dollar amounts were credited toward multiple pledged participation categories.

Projected pledged participation including Amendment No. 1:

| <b>Table 68: TOS No. 50</b>                  |                              |  |                                  |                                 |
|--|------------------------------|--|----------------------------------|---------------------------------|
| <b>Pledged Subconsultants</b>                | <b>Gender/<br/>Ethnicity</b> | <b>Business<br/>Inclusion<br/>Category</b> | <b>(%) of<br/>Total<br/>NTPs</b> | <b>Amount of<br/>Total NTPs</b> |
| KPJ Consulting                               | F/APA                        | MBE, SBE, EBE                              | 0.17%                            | \$ 2,000                        |
| Barbara L. Hall and Associates               | F/C                          | WBE  | 4.49%                            | \$ 53,586                       |
| Verdical Group                               |                              | SBE, EBE                                   | 6.16%                            | \$ 73,600                       |
| S&K Engineers                                |                              | SBE, EBE                                   | 13.39%                           | \$ 160,000                      |
| Nours Engineering                            |                              | SBE  | 7.12%                            | \$ 85,000                       |
| Studio-MLA                                   | F/HA                         | MBE, SBE                                   | 14.74%                           | \$ 176,020                      |
| <b>Subtotal Subconsultant Participation</b>  |                              |  | <b>46.06%</b>                    | <b>\$ 550,206</b>               |
| Prime Participation                          |                              |  | 53.94%                           | \$ 644,350                      |
| <b>Base Task</b>                             |                              |  |                                  | <b>\$1,194,556</b>              |
| <b>Reimbursables</b>                         |                              |  |                                  | <b>\$ 0</b>                     |
| <b>Contingency</b>                           |                              |  |                                  | <b>\$ 0</b>                     |
| <b>Projected Total Task Budget Authority</b> |                              |  |                                  | <b>\$1,194,556</b>              |

| <b>Table 68A: TOS No. 50 Projected Subconsultant Participation</b> |            |            |            |            |             |            |
|--|------------|------------|------------|------------|-------------|------------|
| <b>Pledged</b>   | <b>MBE</b> | <b>WBE</b> | <b>SBE</b> | <b>EBE</b> | <b>DVBE</b> | <b>OBE</b> |
| <b>(%) of Base Task</b>  | 14.90%     | 4.49%      | 34.46%     | 19.72%     | 0.00%       | 7.12%      |
| <b>(\$ Amount)</b>   | \$178,020  | \$53,586   | \$411,620  | \$235,600  | \$0         | \$85,000   |

Note: Subconsultants may be certified in multiple certification categories; therefore, per the requirements of Executive Directive No. 14, the dollar amounts were credited toward multiple pledged participation categories.

### ***Echo Park Supportive Housing Feasibility Study (TOS No. 51)***

As of July 30, 2019, for TOS No. 51, Lehrer Architects LA, Inc. achieved actual participation levels of 0.00 percent MBE, 9.30 percent WBE, 9.30 percent SBE, 9.30 percent EBE, 0.00 percent DVBE, and 0.00 percent OBE. Upon approval of contract Amendment No. 1, Lehrer Architects LA, Inc. has pledged participation levels of 0.00 percent MBE, 10.20 percent WBE, 10.20 percent SBE, 10.20 percent EBE, 0.00 percent DVBE, and 0.00 percent OBE.

As of July 30, 2019, the MBE/WBE/SBE/EBE/DVBE/OBE subconsultant information for Lehrer Architects LA, Inc. was the following:

| <b>Table 69: TOS No. 51</b>                 |                              |  |                                      |  |
|---|------------------------------|--|--------------------------------------|--|
| <b>Subconsultants</b>                       | <b>Gender/<br/>Ethnicity</b> | <b>Business<br/>Inclusion<br/>Category</b> | <b>(%) of<br/>Total<br/>Invoiced</b> | <b>Amount<br/>Invoiced<br/>to Date</b> |
| KPJ Consulting                              | F/APA                        | WBE, SBE, EBE                              | 9.30%                                | \$ 4,000                               |
| <b>Subtotal Subconsultant Participation</b> |                              |  | <b>9.30%</b>                         | <b>\$ 4,000</b>                        |
| Prime Participation                         |                              |  | 90.70%                               | \$39,000                               |
| <b>Total Invoiced to Date</b>               |                              |  |                                      | <b>\$43,000</b>                        |

| <b>Table 69A: TOS No. 31 Total Subconsultant Participation</b> |            |            |            |            |             |            |
|--|------------|------------|------------|------------|-------------|------------|
| <b>Achieved</b>  | <b>MBE</b> | <b>WBE</b> | <b>SBE</b> | <b>EBE</b> | <b>DVBE</b> | <b>OBE</b> |
| <b>(%) of Base Task</b>  | 0.00%      | 9.30%      | 9.30%      | 9.30%      | 0.00%       | 0.00%      |
| <b>(\$ Amount)</b>   | \$0        | \$4,000    | \$4,000    | \$4,000    | \$0         | \$0        |

Department of Public Works  
Bureau of Engineering  
Bureau of Contract Administration  
Joint Report No. 2

September 11, 2019  
Page 57

Note: Subconsultants may be certified in multiple certification categories; therefore, per the requirements of Executive Directive No. 14, the dollar amounts were credited toward multiple pledged participation categories.

Pledged participation including Amendment No. 1:

| <b>Table 70: TOS No. 51</b>                 |                              |  |                                  |                                 |
|---|------------------------------|--|----------------------------------|---------------------------------|
| <b>Pledged Subconsultants</b>               | <b>Gender/<br/>Ethnicity</b> | <b>Business<br/>Inclusion<br/>Category</b> | <b>(%) of<br/>Total<br/>NTPs</b> | <b>Amount of<br/>Total NTPs</b> |
| KPJ Consulting                              | F/APA                        | WBE, SBE, EBE                              | 10.20%                           | \$ 5,000                        |
| <b>Subtotal Subconsultant Participation</b> |                              |  | <b>10.20%</b>                    | <b>\$ 5,000</b>                 |
| Prime Participation                         |                              |  | 89.80%                           | \$44,000                        |
| <b>Base Task</b>                            |                              |  |                                  | <b>\$49,000</b>                 |
| <b>Reimbursables</b>                        |                              |  |                                  | <b>\$ 0</b>                     |
| <b>Contingency</b>                          |                              |  |                                  | <b>\$ 1,000</b>                 |
| <b>Total Task Budget Authority</b>          |                              |  |                                  | <b>\$50,000</b>                 |

| <b>Table 70A: TOS No. 51 Total Subconsultant Participation</b> |            |            |            |            |             |            |
|--|------------|------------|------------|------------|-------------|------------|
| <b>Pledged</b>   | <b>MBE</b> | <b>WBE</b> | <b>SBE</b> | <b>EBE</b> | <b>DVBE</b> | <b>OBE</b> |
| <b>(%) of Base Task</b>  | 0.00%      | 10.20%     | 10.20%     | 10.20%     | 0.00%       | 0.00%      |
| <b>(\$ Amount)</b>   | \$0        | \$5,000    | \$5,000    | \$5,000    | \$0         | \$0        |

Note: Subconsultants may be certified in multiple certification categories; therefore, per the requirements of Executive Directive No. 14, the dollar amounts were credited toward multiple pledged participation categories.

***M. Arthur Gensler Jr. & Associates, Inc. (CO124805)***

M. Arthur Gensler Jr. & Associates, Inc. has been issued two task orders under the current contract TOS No. 1 (the Design Competition for the Los Angeles Convention Center Expansion Project). This task has been completed. The firm was recently awarded TOS No.52A/340L (Hollywood Walk of Fame Design Services) and TOS No. 55 (Madrid Theatre Renovations).

Since contract execution, M. Arthur Gensler Jr. & Associates, Inc. has added seven subconsultants to their Schedule A, including Conventional Wisdom; Lehrer Architects LA, Inc.; Summit Consulting and Engineering; and The Mobility Group. The reason for the addition of these four subconsultants was to prepare for the firm's entry for the Design Competition for the Los Angeles Convention Center Expansion Project. Three additional subconsultants, DCE Civil Engineering Group, Leland Saylor Associates, and Sam Schwartz Engineering, D.P.C., were added for the Hollywood Walk of Fame Design Services Task Order.

As of July 30, 2019, the MBE/WBE/SBE/EBE/DVBE/OBE subconsultant information for M. Arthur Gensler Jr. & Associates, Inc. was the following:

**Design Competition for the Los Angeles Convention Center Expansion (TOS No. 1)**

For TOS No. 01, M. Arthur Gensler Jr. & Associates, Inc. achieved actual participation levels of 18 percent MBE, 4 percent WBE, 45 percent SBE, 7 percent EBE, 3 percent DVBE, and 5 percent OBE. This task order was completed on March 22, 2016.

For this task order the MBE/WBE/SBE/EBE/DVBE/OBE subconsultant information for Arthur Gensler Jr. & Associates, Inc. was the following:

| <b>Table 71: TOS No. 1</b>                    |                              |  |                                      |  |
|---|------------------------------|--|--------------------------------------|--|
| <b>Subconsultants</b>                         | <b>Gender/<br/>Ethnicity</b> | <b>Business<br/>Inclusion<br/>Category</b> | <b>(%) of<br/>Total<br/>Invoiced</b> | <b>Amount<br/>Invoiced<br/>to Date</b> |
| Conventional Wisdom                           |                              | OBE  | 3.50%                                | \$ 7,000                               |
| Clarke Project Solutions                      |                              | SBE, EBE, DVBE                             | 3.00%                                | \$ 6,000                               |
| Lehrer Architects LA, Inc.                    |                              | SBE  | 20.00%                               | \$ 40,000                              |
| Studio-MLA (formerly Mia Lehrer & Associates) | F/HA                         | MBE, SBE                                   | 18.00%                               | \$ 36,000                              |
| Summit Consulting & Engineering               | F/HA                         | WBE, SBE, EBE                              | 4.00%                                | \$ 8,000                               |
| The Mobility Group                            |                              | OBE  | 1.50%                                | \$ 3,000                               |
| <b>Subtotal Subconsultant Participation</b>   |                              |  | <b>50.00%</b>                        | <b>\$100,000</b>                       |
| <b>Prime Participation</b>                    |                              |  | <b>50.00%</b>                        | <b>\$100,000</b>                       |
| <b>Total Invoiced to Date</b>                 |                              |  |                                      | <b>\$200,000</b>                       |

| <b>Table 71A: TOS No. 1 Total Subconsultant Participation</b> |            |            |            |            |             |            |
|---|------------|------------|------------|------------|-------------|------------|
| <b>Achieved</b>   | <b>MBE</b> | <b>WBE</b> | <b>SBE</b> | <b>EBE</b> | <b>DVBE</b> | <b>OBE</b> |
| <b>(%) of Base Task</b>                                       | 18%        | 4%         | 45%        | 7%         | 3%          | 5%         |
| <b>(\$ Amount)</b>  | \$36,000   | \$8,000    | \$90,000   | \$14,000   | \$6,000     | \$10,000   |

Note: Subconsultants may be certified in multiple certification categories; therefore, per the requirements of Executive Directive No. 14, the dollar amounts were credited toward multiple pledged participation categories.

**Hollywood Walk of Fame Design Services (TOS No. 52A/340L)**

As of July 30, 2019, for TOS No. 52A/340L, M. Arthur Gensler Jr. & Associates, Inc. achieved actual participation levels 0 percent MBE, 0 percent WBE, 0 percent SBE, 0 percent EBE, 0 percent DVBE, and 0 percent OBE. The BOE issued to the firm the NTP on June 6, 2019 for \$138,000 to initiate the task order. Invoices are pending. Upon approval of contract Amendment No. 1, M. Arthur Gensler Jr. & Associates, Inc. has pledged participation levels of 5.07 percent MBE, 1.09 percent WBE, 26.33 percent SBE, 18.22 percent EBE, 3.04 percent DVBE, and 8.96 percent OBE. The BOE intends to report to the Board to obtain approval for authorization of TOS No. 52A/340L for additional funding.

As of July 30, 2019, the MBE/WBE/SBE/EBE/DVBE/OBE subconsultant information for M. Arthur Gensler Jr. & Associates, Inc. was the following:

| <b>Table 72: TOS No. 52A/340L</b> |                              |  |                                      |  |
|-----------------------------------|------------------------------|--|--------------------------------------|--|
| <b>Subconsultants</b>             | <b>Gender/<br/>Ethnicity</b> | <b>Business<br/>Inclusion<br/>Category</b> | <b>(%) of<br/>Total<br/>Invoiced</b> | <b>Amount<br/>Invoiced<br/>to Date</b> |

Department of Public Works  
Bureau of Engineering  
Bureau of Contract Administration  
Joint Report No. 2

September 11, 2019  
Page 59

|   |      |           |              |             |
|---|------|-----------|--------------|-------------|
| Studio-MLA (formerly Mia Lehrer & Associates) | F/HA | MBE, SBE  | 0.00%        | \$ 0        |
| DCA Civil Engineering Group                   |      | SBE, EBE  | 0.00%        | \$ 0        |
| Leland Saylor Associates                      |      | DVBE, SBE | 0.00%        | \$ 0        |
| Historic Resource Group                       | F/C  | WBE       | 0.00%        | \$ 0        |
| Sam Schwartz Engineering, D.P.C.              |      | OBE       | 0.00%        | \$ 0        |
| <b>Subtotal Subconsultant Participation</b>   |      |           | <b>0.00%</b> | <b>\$ 0</b> |
| Prime Participation                           |      |           | 0.00%        | \$ 0        |
| <b>Total Invoiced to Date</b>                 |      |           |              | <b>\$ 0</b> |

| <b>Table 72A: TOS No. 52A/340L Total Subconsultant Participation</b> |            |            |            |            |             |            |
|--|------------|------------|------------|------------|-------------|------------|
| <b>Achieved</b>  | <b>MBE</b> | <b>WBE</b> | <b>SBE</b> | <b>EBE</b> | <b>DVBE</b> | <b>OBE</b> |
| <b>(%) of Base Task</b>  | 0.00%      | 0.00%      | 0.00%      | 0.00%      | 0.00%       | 0.00%      |
| <b>(\$ Amount)</b>   | \$0        | \$0        | \$0        | \$0        | \$0         | \$0        |

Note: Subconsultants may be certified in multiple certification categories; therefore, per the requirements of Executive Directive No. 14, the dollar amounts were credited toward multiple pledged participation categories.

Pledged participation including Amendment No. 1:

| <b>Table 73: TOS No. 52A/340L</b>             |                              |  |                                  |                                 |
|---|------------------------------|--|----------------------------------|---------------------------------|
| <b>Pledged Subconsultants</b>                 | <b>Gender/<br/>Ethnicity</b> | <b>Business<br/>Inclusion<br/>Category</b> | <b>(%) of<br/>Total<br/>NTPs</b> | <b>Amount of<br/>Total NTPs</b> |
| Studio-MLA (formerly Mia Lehrer & Associates) | F/HA                         | MBE, SBE                                   | 5.07%                            | \$ 7,000                        |
| DCA Civil Engineering Group                   |                              | SBE, EBE                                   | 18.22%                           | \$ 25,140                       |
| Leland Saylor Associates                      |                              | DVBE, SBE                                  | 3.04%                            | \$ 4,200                        |
| Historic Resource Group                       | F/C                          | WBE  | 1.09%                            | \$ 1,500                        |
| Sam Schwartz Engineering, D.P.C.              |                              | OBE  | 8.96%                            | \$ 12,361                       |
| <b>Subtotal Subconsultant Participation</b>   |                              |  | <b>36.38%</b>                    | <b>\$ 50,201</b>                |
| Prime Participation                           |                              |  | 63.62%                           | \$ 87,799                       |
| <b>Base Task</b>                              |                              |  |                                  | <b>\$138,000</b>                |
| <b>Reimbursables</b>                          |                              |  |                                  | <b>\$ 0</b>                     |
| <b>Contingency</b>                            |                              |  |                                  | <b>\$ 10,000</b>                |
| <b>Total Task Budget Authority</b>            |                              |  |                                  | <b>\$148,000</b>                |

| <b>Table 73A: TOS No. 52A/340L Subconsultant Participation</b> |            |            |            |            |             |            |
|--|------------|------------|------------|------------|-------------|------------|
| <b>Pledged</b>   | <b>MBE</b> | <b>WBE</b> | <b>SBE</b> | <b>EBE</b> | <b>DVBE</b> | <b>OBE</b> |
| <b>(%) of Base Task</b>  | 5.07%      | 1.09%      | 26.33%     | 18.22%     | 3.04%       | 8.96%      |
| <b>(\$ Amount)</b>   | \$7,000    | \$1,500    | \$36,340   | \$25,140   | \$4,200     | \$12,361   |

Note: Subconsultants may be certified in multiple certification categories; therefore, per the requirements of Executive Directive No. 14, the dollar amounts were credited toward multiple pledged participation categories.

**Madrid Theatre Renovations (TOS No. 55)**

As of July 30, 2019, for the proposed award of TOS No. 55 to M. Arthur Gensler Jr. & Associates, Inc. achieved actual participation levels 0 percent MBE, 0 percent WBE, 0 percent SBE, 0 percent EBE, 0 percent DVBE, and 0 percent OBE. On June 25, 2019,

the BOE issued a NTP of \$145,666 to M. Arthur Gensler Jr. & Associates, Inc. to initiate the task. The BOE intends to report to the Board to obtain approval for authorization of TOS No. 55 for an amount of approximately \$748,710. Upon approval of contract Amendment No. 1 and with approval of the Board, M. Arthur Gensler Jr. & Associates, Inc. is projected to have pledged participation levels of 29.45 percent MBE, 4.21 percent WBE, 46.35 percent SBE, 43.89 percent EBE, 8.41 percent DVBE, and 17.19 percent OBE.

As of July 30, 2019, the MBE/WBE/SBE/EBE/DVBE/OBE subconsultant information for M. Arthur Gensler Jr. & Associates, Inc. was the following:

| <b>Table 74: TOS No. 55</b>                 |                              |  |                                      |  |
|---|------------------------------|--|--------------------------------------|--|
| <b>Subconsultants</b>                       | <b>Gender/<br/>Ethnicity</b> | <b>Business<br/>Inclusion<br/>Category</b> | <b>(%) of<br/>Total<br/>Invoiced</b> | <b>Amount<br/>Invoiced<br/>to Date</b> |
| KGM Architectural Lighting                  |                              | OBE  | 0.00%                                | \$ 0                                   |
| KPJ Consulting                              | F/APA                        | WBE, SBE, EBE                              | 0.00%                                | \$ 0                                   |
| Logic Technology Consulting Group           | M/SAA                        | MBE, SBE, EBE,<br>DVBE                     | 0.00%                                | \$ 0                                   |
| Structural Focus                            |                              | SBE, EBE                                   | 0.00%                                | \$ 0                                   |
| S Y Lee Associates, Inc.                    | M/APA                        | MBE, SBE, EBE                              | 0.00%                                | \$ 0                                   |
| TheatreDNA                                  |                              | OBE  | 0.00%                                | \$ 0                                   |
| Veneklasen Associates                       |                              | SBE  | 0.00%                                | \$ 0                                   |
| <b>Subtotal Subconsultant Participation</b> |                              |  | <b>0.00%</b>                         | <b>\$ 0</b>                            |
| Prime Participation                         |                              |  | 0.00%                                | \$ 0                                   |
| <b>Total Invoiced to Date</b>               |                              |  |                                      | <b>\$ 0</b>                            |

| <b>Table 74A: TOS No. 55 Total Subconsultant Participation</b> |            |            |            |            |             |            |
|--|------------|------------|------------|------------|-------------|------------|
| <b>Achieved</b>  | <b>MBE</b> | <b>WBE</b> | <b>SBE</b> | <b>EBE</b> | <b>DVBE</b> | <b>OBE</b> |
| <b>(%) of Base Task</b>  | 0.00%      | 0.00%      | 0.00%      | 0.00%      | 0.00%       | 0.00%      |
| <b>(\$ Amount)</b>   | \$0        | \$0        | \$0        | \$0        | \$0         | \$0        |

Note: Subconsultants may be certified in multiple certification categories; therefore, per the requirements of Executive Directive No. 14, the dollar amounts were credited toward multiple pledged participation categories. Projected Pledge participation including Amendment No. 1:

| <b>Table 75: TOS No. 55</b>                 |                              |  |                                  |                                 |
|---|------------------------------|--|----------------------------------|---------------------------------|
| <b>Pledged Subconsultants</b>               | <b>Gender/<br/>Ethnicity</b> | <b>Business<br/>Inclusion<br/>Category</b> | <b>(%) of<br/>Total<br/>NTPs</b> | <b>Amount of Total<br/>NTPs</b> |
| KGM Architectural Lighting                  |                              | OBE  | 2.80%                            | \$ 20,000                       |
| KPJ Consulting                              | F/APA                        | WBE/SBE<br>EBE                             | 4.21%                            | \$ 30,000                       |
| Logic Technology Consulting Group           | M/SAA                        | MBE/SBE<br>EBE/<br>DVBE                    | 8.41%                            | \$ 60,000                       |
| Structural Focus                            |                              | SBE/EBE                                    | 10.24%                           | \$ 73,000                       |
| S Y Lee Associates, Inc.                    | M/APA                        | MBE/SBE<br>EBE                             | 21.04%                           | \$150,010                       |
| TheatreDNA                                  |                              | OBE  | 14.39%                           | \$102,600                       |
| Veneklasen Associates                       |                              | SBE  | 2.45%                            | \$ 17,500                       |
| <b>Subtotal Subconsultant Participation</b> |                              |  | <b>63.54%</b>                    | <b>\$453,110</b>                |
| Prime Participation                         |                              |  | 36.46%                           | \$260,000                       |

September 11, 2019  
Page 61

|  |                  |
|--|------------------|
| <b>Base Task</b>                             | <b>\$713,110</b> |
| <b>Reimbursables</b>                         | <b>\$ 35,600</b> |
| <b>Contingency</b>                           | <b>\$ 0</b>      |
| <b>Projected Total Task Budget Authority</b> | <b>\$748,710</b> |

| <b>Table 75A: TOS No. 55 Projected Subconsultant Participation</b> |            |            |            |            |             |            |
|--|------------|------------|------------|------------|-------------|------------|
| <b>Pledged</b>   | <b>MBE</b> | <b>WBE</b> | <b>SBE</b> | <b>EBE</b> | <b>DVBE</b> | <b>OBE</b> |
| <b>(%) of Base Task</b>  | 29.45%     | 4.21%      | 46.35%     | 43.89%     | 8.41%       | 17.19%     |
| <b>(\$)</b> Amount   | \$210,010  | \$30,000   | \$330,510  | \$313,010  | \$60,000    | \$122,600  |

Note: Subconsultants may be certified in multiple certification categories; therefore, per the requirements of Executive Directive No. 14, the dollar amounts were credited toward multiple pledged participation categories.

#### ***Paul Murdoch Architects APC (CO124804)***

Paul Murdoch Architects APC has been issued one TOS under the current contract, TOS No. 36 (Boyle Heights Sports Center). Since contract execution, Paul Murdoch Architects APC has added two subconsultants to their Schedule A, including IMEG Corp and Moore Iacofano Goltsman, Inc. (MIG). IMEG Corp was added due to the merger of former Schedule A subconsultant TTG Engineers. Moore Iacofano Goltsman, Inc. (MIG) was added due to the acquisition of former Schedule A subconsultant AHBE Landscape.

#### ***Boyle Heights Sports Center (TOS No. 36)***

As of July 30, 2019, for TOS No. 36, Paul Murdoch Architects APC achieved actual participation levels of 10.22 percent MBE, 2.22 percent WBE, 3.29 percent SBE, 0.00 percent EBE, 0.00 percent DVBE, and 33.77 percent OBE. Upon approval of contract Amendment No. 1, Paul Murdoch Architects APC has pledged participation levels of 13.54 percent MBE, 5.73 percent WBE, 8.99 percent SBE, 0.00 percent EBE, 0.00 percent DVBE, and 44.62 percent OBE. Subconsultant Chew Specifications is no longer in business. The original pledged participation amount for Chew Specifications of \$18,500 has been reallocated to the Task Order's contingency.

As of July 30, 2019, the MBE/WBE/SBE/EBE/DVBE/OBE subconsultant information for Paul Murdoch Architects APC was the following:

| <b>Table 76: TOS No. 36</b>        |                              |  |                                      |                                    |
|------------------------------------|------------------------------|--|--------------------------------------|------------------------------------|
| <b>Subconsultants</b>              | <b>Gender/<br/>Ethnicity</b> | <b>Business<br/>Inclusion<br/>Category</b> | <b>(%) of<br/>Total<br/>Invoiced</b> | <b>Amount<br/>Invoiced to Date</b> |
| C.P. O'Halloran Associates         |                              | OBE  | 4.11%                                | \$ 5,000                           |
| Chew Specifications                |                              | OBE  | 0.00%                                | \$ 0.00                            |
| Engineering Economics              |                              | OBE  | 1.91%                                | \$ 2,320                           |
| IMEG Corp (formerly TTG Engineers) |                              | OBE  | 10.05%                               | \$ 12,214.80                       |
| Katherine Padilla & Associates     | F/HA                         | WBE  | 2.22%                                | \$ 2,700                           |

|   |       |         |               |                     |
|---|-------|---------|---------------|---------------------|
| Moore Iacofano Goltsman, Inc.<br>(formerly AHBE Landscape Architects) |       | OBE     | 0.00%         | \$ 0                |
| AHBE Landscape Architects   | M/APA | MBE     | 5.04%         | \$ 6,125            |
| Stantec Consulting Services, Inc.                                     |       | OBE     | 17.69%        | \$ 21,501           |
| TTG Engineers (see IMEG Corp)   | M/SAA | MBE     | 0.00%         | \$ 0                |
| Viniegra & Viniegra Architecture                                      | F/APA | WBE/SBE | 0.00%         | \$ 0                |
| WHL Consulting Engineers, Inc.  | M/APA | MBE     | 5.18%         | \$ 6,300            |
| Zinner Consulting   |       | SBE     | 3.29%         | \$ 4,000            |
| <b>Subtotal Subconsultant Participation</b>                           |       |         | <b>49.50%</b> | <b>\$ 60,160.80</b> |
| Prime Participation   |       |         | 50.50%        | \$ 61,365.61        |
| <b>Total Invoiced to Date</b>   |       |         |               | <b>\$121,526.41</b> |

| <b>Table 76A: TOS No. 36 Total Subconsultant Participation</b> |            |            |            |            |             |             |
|--|------------|------------|------------|------------|-------------|-------------|
| <b>Achieved</b>  | <b>MBE</b> | <b>WBE</b> | <b>SBE</b> | <b>EBE</b> | <b>DVBE</b> | <b>OBE</b>  |
| <b>(%) of Base Task</b>  | 10.22%     | 2.22%      | 3.29%      | 0.00%      | 0.00%       | 33.77%      |
| <b>(\$)</b>  | \$12,425   | \$2,700    | \$4,000    | \$0        | \$0         | \$41,035.80 |

Note: Subconsultants may be certified in multiple certification categories; therefore, per the requirements of Executive Directive No. 14, the dollar amounts were credited toward multiple pledged participation categories.

Pledged participation including Amendment No. 1:

| <b>Table 77: TOS No. 36</b>   |                              |  |                                  |                                 |
|---|------------------------------|--|----------------------------------|---------------------------------|
| <b>Pledged Subconsultants</b>   | <b>Gender/<br/>Ethnicity</b> | <b>Business<br/>Inclusion<br/>Category</b> | <b>(%) of<br/>Total<br/>NTPs</b> | <b>Amount of Total<br/>NTPs</b> |
| C.P.O'Halloran Associates   |                              | OBE  | 3.09%                            | \$ 22,000                       |
| Chew Specifications   |                              | OBE  | 0.00%                            | \$ 0                            |
| Engineering Economics   |                              | OBE  | 4.55%                            | \$ 32,365                       |
| IMEG Corp (formerly TTG Engineers)                                    |                              | OBE  | 17.27%                           | \$ 122,950                      |
| Katherine Padilla & Associates  | F/HA                         | WBE  | 1.24%                            | \$ 8,810                        |
| Moore Iacofano Goltsman, Inc.<br>(formerly AHBE Landscape Architects) |                              | OBE  | 4.95%                            | \$ 35,275                       |
| AHBE Landscape Architects   | M/APA                        | MBE  | 0.86%                            | \$ 6,125                        |
| Stantec Consulting Services, Inc.                                     |                              | OBE  | 17.12%                           | \$ 121,862                      |
| TTG Engineers (see IMEG Corp)   | M/SAA                        | MBE  | 0.00%                            | \$ 0                            |
| Viniegra & Viniegra Architecture                                      | F/APA                        | WBE SBE                                    | 4.49%                            | \$ 32,000                       |
| WHL Consulting Engineers, Inc.  | M/APA                        | MBE  | 7.73%                            | \$ 55,000                       |
| Zinner Consulting   |                              | SBE  | 4.49%                            | \$ 32,000                       |
| <b>Subtotal Subconsultant Participation</b>                           |                              |  | <b>65.79%</b>                    | <b>\$ 468,387</b>               |
| Prime Participation   |                              |  | 34.21%                           | \$ 243,568                      |



September 11, 2019  
Page 63

|                                    |                    |
|------------------------------------|--------------------|
| <b>Base Task</b>                   | <b>\$ 711,955</b>  |
| <b>Reimbursables</b>               | <b>\$ 0</b>        |
| <b>Contingency</b>                 | <b>\$ 288,045*</b> |
| <b>Total Task Budget Authority</b> | <b>\$1,000,000</b> |

\*\$18,500 from subconsultant Chew Specifications reallocated to contingency.

| <b>Table 77A: TOS No. 36 Total Subconsultant Participation</b> |            |            |            |            |             |            |
|--|------------|------------|------------|------------|-------------|------------|
| <b>Pledged</b>   | <b>MBE</b> | <b>WBE</b> | <b>SBE</b> | <b>EBE</b> | <b>DVBE</b> | <b>OBE</b> |
| <b>(%) of Base Task</b>  | 8.59%      | 5.73%      | 8.99%      | 0%         | 0%          | 46.98%     |
| <b>(\$)</b> Amount   | \$61,125   | \$40,810   | \$64,000   | \$0        | \$0         | \$334,452  |

Note: Subconsultants may be certified in multiple certification categories; therefore, per the requirements of Executive Directive No. 14, the dollar amounts were credited toward multiple pledged participation categories.

#### ***Perkins + Will, Inc. (CO124699)***

Perkins + Will, Inc. has been issued five Task Orders under the current contract including the completed TOS No. 19 (Lincoln Heights Jail Adaptive Re-Use Study Report Update).

Task Orders (TOS No. 41.1) involving the Emergency Bridge Housing Program are not subject to BIP subconsultant utilization reporting per Mayor's Office waiver. Multiple Emergency Bridge Housing projects have been assigned to this consultant and the work is ongoing. The total Notices to Proceed amount for Bridge Home Task Orders is \$966,528 and a total of \$895,137 has been invoiced to date. It is critical that contract CO124699 be amended in order for Perkins + Will, Inc. to continue working on Emergency Bridge Housing projects without lapses to this contract.

There are active three Task Orders including TOS No. 37 (L.A. Street Civic Building Programming and Performance Specifications), TOS No. 41.4 (CD15 Homeless Storage Center), and TOS No. 54 (Destination Crenshaw). Since contract execution, Perkins + Will, Inc. has added thirteen subconsultants to their Schedule A. Perkins + Will, Inc. added Andrew Wilson Consulting, GPA Consulting, Gwynne Pugh Urban Studio, Inc., Lerch Bates, Inc., Moore Iacofano Goltsman, Inc. (MIG) formerly AHBE Landscape, Nelson/Nygaard Consulting Associates, Inc., R. Steele Consulting Inc., Selbert Perkins Design Collaborative, TERP Consulting, The Robert Group, and Webb Design for the L.A. Street Civic Building Programming and Performance Specifications Task Order. Perkins + Will, Inc. added Leland Saylor Associates for the L.A. Street Civic Building Programming and Performance Specifications Task Order and the CD15 Homeless Storage Center Task Order. Perkins + Will, Inc. added KPFF Consulting Engineers for the sole source Destination Crenshaw Task Order.

#### ***Lincoln Heights Jail Adaptive Re-Use Study Report Update (TOS No. 19)***

For TOS No. 19, completed on December 31, 2016, Perkins + Will, Inc. achieved actual participation levels of 20.0 percent MBE, 0.0 percent WBE, 5.33 percent SBE, 5.33 percent EBE, 0.0 percent DVBE, and 36.37 percent OBE.

As of the December 31, 2016 completion date, the MBE/WBE/SBE/EBE/DVBE/OBE subconsultant information for Perkins + Will, Inc. was the following:

| <b>Table 78: TOS No. 19</b>                           |                              |  |                                      |                                    |
|---|------------------------------|--|--------------------------------------|------------------------------------|
| <b>Subconsultants</b>                                 | <b>Gender/<br/>Ethnicity</b> | <b>Business<br/>Inclusion<br/>Category</b> | <b>(%) of<br/>Total<br/>Invoiced</b> | <b>Amount<br/>Invoiced to Date</b> |
| Construction Cost Consultants                         | F/SAA                        | MBE  | 9.33%                                | \$ 7,000                           |
| D'Autremont-Helms & Associates, Inc. DBA DHA + Calpec | M / APA                      | MBE  | 5.33%                                | \$ 4,000                           |
| Historic Resources Group                              |                              | OBE  | 3.33%                                | \$ 2,500                           |
| Jensen Hughes   |                              | OBE  | 7.33%                                | \$ 5,500                           |
| Thornton Tomasetti                                    |                              | OBE  | 26.00%                               | \$19,500                           |
| VCA Engineering, Inc.                                 | M/APA                        | MBE/SBE<br>EBE                             | 5.33%                                | \$ 4,000                           |
| <b>Subtotal Subconsultant Participation</b>           |                              |  | <b>56.67%</b>                        | <b>\$42,500</b>                    |
| Prime Participation                                   |                              |  | 43.33%                               | \$32,500                           |
| <b>Total Invoiced to Date</b>                         |                              |  |                                      | <b>\$75,000</b>                    |

| <b>Table 78A: TOS No. 54 Total Subconsultant Participation</b> |            |            |            |            |             |            |
|--|------------|------------|------------|------------|-------------|------------|
| <b>Achieved</b>  | <b>MBE</b> | <b>WBE</b> | <b>SBE</b> | <b>EBE</b> | <b>DVBE</b> | <b>OBE</b> |
| <b>(%) of Base Task</b>  | 20.00%     | 0.0%       | 5.33%      | 5.33%      | 0%          | 36.67%     |
| <b>(\$ Amount)</b>   | \$15,000   | \$0        | \$4,000    | \$4,000    | \$0         | \$27,500   |

Note: Subconsultants may be certified in multiple certification categories; therefore, per the requirements of Executive Directive No. 14, the dollar amounts were credited toward multiple pledged participation categories.

#### ***L.A. Street Civic Building Programming and Performance Specifications (TOS No. 37)***

As of July 30, 2019, for TOS No. 37, Perkins + Will, Inc. achieved actual participation levels of 12.44 percent MBE, 4.99 percent WBE, 13.71 percent SBE, 11.84 percent EBE, 1.73 percent DVBE, and 30.38 percent OBE. Upon approval of contract Amendment No. 1, Perkins + Will, Inc. has pledged participation levels of 10.91 percent MBE, 4.11 percent WBE, 15.40 percent SBE, 13.79 percent EBE, 2.12 percent DVBE, and 30.41 percent OBE.

As of July 30, 2019, the MBE/WBE/SBE/EBE/DVBE/OBE subconsultant information for Perkins + Will, Inc. was the following:

| <b>Table 79: TOS No. 37</b>                           |                              |  |                                      |                                    |
|---|------------------------------|--|--------------------------------------|------------------------------------|
| <b>Subconsultants</b>                                 | <b>Gender/<br/>Ethnicity</b> | <b>Business<br/>Inclusion<br/>Category</b> | <b>(%) of<br/>Total<br/>Invoiced</b> | <b>Amount<br/>Invoiced to Date</b> |
| Andrew Wilson Consulting                              |                              | OBE  | 2.79%                                | \$ 31,720                          |
| D'Autremont-Helms & Associates, Inc. DBA DHA + Calpec | M/APA                        | MBE/SBE<br>EBE                             | 5.56%                                | \$ 63,225                          |
| Glumac  |                              | OBE  | 4.07%                                | \$ 46,365                          |
| GPA Consulting  | F/HA                         | WBE/SBE<br>EBE                             | 0.40%                                | \$ 4,500                           |

Department of Public Works  
Bureau of Engineering  
Bureau of Contract Administration  
Joint Report No. 2

September 11, 2019  
Page 65

|   |       |             |               |                       |
|---|-------|-------------|---------------|-----------------------|
| Guidepost Solutions   |       | OBE         | 1.17%         | \$ 13,319             |
| Gwynne Pugh Urban Studio, Inc.                              |       | SBE EBE     | 2.53%         | \$ 28,750             |
| Leland Saylor Associates                                    |       | DVBE        | 1.73%         | \$ 19,680             |
| Lerch Bates, Inc.   |       | OBE         | 1.51%         | \$ 17,130             |
| Moore Iacofano Goltsman, Inc. (MIG) formerly AHBE Landscape |       | OBE         | 0.00%         | \$ 0                  |
| AHBE Landscape  | M/APA | MBE/SBE EBE | 3.36%         | \$ 38,245             |
| Nelson/Nygaard Consulting Associates, Inc.                  |       | OBE         | 3.33%         | \$ 37,935             |
| R. Steele Consulting, Inc.                                  |       | OBE         | 14.67%        | \$ 166,900            |
| Selbert Perkins Design Collaborative                        | F/C   | WBE/SBE     | 1.88%         | \$ 21,356             |
| TERP Consulting   |       | OBE         | 0.62%         | \$ 7,025              |
| The Robert Group  | F/AA  | WBE         | 2.72%         | \$ 30,910             |
| Thornton Tomasetti  |       | OBE         | 2.22%         | \$ 25,290             |
| VCA Engineers, Inc.   | M/APA | MBE         | 3.52%         | \$ 40,070             |
| Veneklasen  |       | SBE/EBE     | 0.00%         | \$ 0                  |
| Webb Design   |       | OBE         | 0.00%         | \$ 0                  |
| <b>Subtotal Subconsultant Participation</b>                 |       |             | <b>52.06%</b> | <b>\$ 592,420</b>     |
| Prime Participation   |       |             | 47.94%        | \$ 545,615.36         |
| <b>Total Invoiced to Date</b>                               |       |             |               | <b>\$1,138,035.36</b> |

| <b>Table 79A: TOS No. 37 Total Subconsultant Participation</b> |            |            |            |            |             |            |
|--|------------|------------|------------|------------|-------------|------------|
| <b>Achieved</b>  | <b>MBE</b> | <b>WBE</b> | <b>SBE</b> | <b>EBE</b> | <b>DVBE</b> | <b>OBE</b> |
| <b>(%) of Base Task</b>  | 12.44%     | 4.99%      | 1.71%      | 11.84%     | 1.73%       | 30.38%     |
| <b>(\$ ) Amount</b>  | \$141,540  | \$56,766   | \$156,076  | \$134,720  | \$19,680    | \$345,684  |

Note: Subconsultants may be certified in multiple certification categories; therefore, per the requirements of Executive Directive No. 14, the dollar amounts were credited toward multiple pledged participation categories.

Pledged participation including Amendment No. 1:

| <b>Table 80: TOS No. 37</b>                           |                          |                                    |                          |                             |
|---|--------------------------|------------------------------------|--------------------------|-----------------------------|
| <b>Pledged Subconsultants</b>                         | <b>Gender/ Ethnicity</b> | <b>Business Inclusion Category</b> | <b>(%) of Total NTPs</b> | <b>Amount of Total NTPs</b> |
| Andrew Wilson Consulting                              |                          | OBE                                | 2.33%                    | \$ 36,000                   |
| D'Autremont-Helms & Associates, Inc. DBA DHA + Calpec | M/APA                    | MBE/SBE EBE                        | 4.85%                    | \$ 75,000                   |
| Glumac  |                          | OBE                                | 3.56%                    | \$ 55,000                   |
| GPA Consulting  | F/HA                     | WBE/SBE EBE                        | 0.29%                    | \$ 4,500                    |
| Guidepost Solutions                                   |                          | OBE                                | 1.02%                    | \$ 15,800                   |

|   |       |                |               |                    |
|---|-------|----------------|---------------|--------------------|
| Gwynne Pugh Urban Studio, Inc.                                    |       | SBE/EBE        | 2.26%         | \$ 35,000          |
| Leland Saylor Associates  |       | SBE<br>DVBE    | 2.12%         | \$ 32,800          |
| Lerch Bates, Inc.   |       | OBE            | 1.29%         | \$ 20,000          |
| Moore Iacofano Goltsman, Inc.<br>(MIG) formerly AHBE<br>Landscape |       | OBE            | 0.52%         | \$ 7,955           |
| AHBE Landscape  | M/APA | MBE            | 2.51%         | \$ 38,245          |
| Nelson/Nygaard Consulting<br>Associates, Inc.                     |       | OBE            | 2.88%         | \$ 44,500          |
| R. Steele Consulting, Inc.  |       | OBE            | 15.58%        | \$ 241,000         |
| Selbert Perkins Design<br>Collaborative                           | F/C   | WBE SBE        | 1.62%         | \$ 25,000          |
| TERP Consulting   |       | OBE            | 0.52%         | \$ 8,000           |
| The Robert Group  | F/AA  | WBE            | 2.20%         | \$ 34,000          |
| Thornton Tomasetti  |       | OBE            | 1.94%         | \$ 30,000          |
| VCA Engineers, Inc.   | M/APA | MBE SBE<br>EBE | 3.07%         | \$ 47,538          |
| Veneklasen  |       | SBE            | 0.32%         | \$ 5,000           |
| Webb Design   |       | OBE            | 1.29%         | \$ 20,000          |
| <b>Subtotal Subconsultant Participation</b>                       |       |                | <b>50.14%</b> | <b>\$ 775,368</b>  |
| Prime Participation   |       |                | 49.86%        | \$ 771,141         |
| <b>Base Task</b>  |       |                |               | <b>\$1,546,509</b> |
| <b>Reimbursables</b>  |       |                |               | <b>\$ 0</b>        |
| <b>Contingency</b>  |       |                |               | <b>\$ 53,491</b>   |
| <b>Total Task Budget Authority</b>                                |       |                |               | <b>\$1,600,000</b> |

| <b>Table 80A: TOS No. 37 Total Subconsultant Participation</b> |            |            |            |            |             |            |
|--|------------|------------|------------|------------|-------------|------------|
| <b>Pledged</b>   | <b>MBE</b> | <b>WBE</b> | <b>SBE</b> | <b>EBE</b> | <b>DVBE</b> | <b>OBE</b> |
| <b>(%) of Base Task</b>  | 10.91%     | 4.11%      | 15.40%     | 13.79%     | 2.12%       | 31.41%     |
| <b>(\$ ) Amount</b>  | \$168,738  | \$63,530   | \$238,238  | \$213,238  | \$32,800    | \$479,300  |

Note: Subconsultants may be certified in multiple certification categories; therefore, per the requirements of Executive Directive No. 14, the dollar amounts were credited toward multiple pledged participation categories.

***Council District No. 15 Homeless Storage Center (TOS No. 41.4)***

As of July 30, 2019, for TOS No. 41.4, Perkins + Will, Inc. achieved actual participation levels of 23.66 percent MBE, 3.12 percent WBE, 19.22 percent SBE, 19.252 percent EBE, 3.90 percent DVBE, and 0.00 percent OBE. Upon approval of contract Amendment No. 1, Perkins + Will, Inc. has pledged participation levels of 15.76 percent MBE, 3.60 percent WBE, 18.64 percent SBE, 7.56 percent EBE, 2.88 percent DVBE, and 7.20 percent OBE.

As of July 30, 2019, the MBE/WBE/SBE/EBE/DVBE/OBE subconsultant information for Perkins + Will, Inc. was the following:

Department of Public Works  
Bureau of Engineering  
Bureau of Contract Administration  
Joint Report No. 2

September 11, 2019  
Page 67

| <b>Table 81: TOS No. 41.4</b>   |                              |  |                                      |                                    |
|---|------------------------------|--|--------------------------------------|------------------------------------|
| <b>Subconsultants</b>   | <b>Gender/<br/>Ethnicity</b> | <b>Business<br/>Inclusion<br/>Category</b> | <b>(%) of<br/>Total<br/>Invoiced</b> | <b>Amount<br/>Invoiced to Date</b> |
| Cornerstone Studios, Inc.   | F/APA                        | WBE/SBE<br>EBE                             | 3.12%                                | \$ 6,400                           |
| D'Autremont-Helms &<br>Associates, Inc. DBA DHA +<br>Calpec   | M/APA                        | MBE/SBE<br>EBE                             | 7.91%                                | \$ 16,200                          |
| Englekirk Institutional, Inc.<br>formerly Englekirk & Sabol<br>Consulting Structural Engineers,<br>Inc. |                              | MBE  | 7.57%                                | \$ 15,500                          |
| Leland Saylor Associates  |                              | DVBE                                       | 3.90%                                | \$ 8,000                           |
| VCA Engineers, Inc.   | M/APA                        | MBE/SBE<br>EBE                             | 8.18%                                | \$ 16,766                          |
| <b>Subtotal Subconsultant Participation</b>   |                              |  | <b>30.69%</b>                        | <b>\$ 62,866</b>                   |
| Prime Participation   |                              |  | 69.31%                               | \$142,000                          |
| <b>Total Invoiced to Date</b>   |                              |  |                                      | <b>\$204,866</b>                   |

| <b>Table 81A: TOS No. 41.4 Total Subconsultant Participation</b> |            |            |            |            |             |            |
|--|------------|------------|------------|------------|-------------|------------|
| <b>Achieved</b>  | <b>MBE</b> | <b>WBE</b> | <b>SBE</b> | <b>EBE</b> | <b>DVBE</b> | <b>OBE</b> |
| <b>(%) of Base<br/>Task</b>                                      | 23.66%     | 3.12%      | 19.22%     | 19.22%     | 3.90%       | 0.00%      |
| <b>(\$)</b> Amount   | \$46,466   | \$6,400    | \$39,366   | \$39,366   | \$8,000     | \$0.00     |

Note: Subconsultants may be certified in multiple certification categories; therefore, per the requirements of Executive Directive No. 14, the dollar amounts were credited toward multiple pledged participation categories. Pledged participation including Amendment No. 1:

| <b>Table 82: TOS No. 41.4</b>   |                              |  |                                  |                                 |
|---|------------------------------|--|----------------------------------|---------------------------------|
| <b>Pledged Subconsultants</b>   | <b>Gender/<br/>Ethnicity</b> | <b>Business<br/>Inclusion<br/>Category</b> | <b>(%) of<br/>Total<br/>NTPs</b> | <b>Amount of Total<br/>NTPs</b> |
| Cornerstone Studios, Inc.   | F/APA                        | WBE  | 3.60%                            | \$ 10,000                       |
| D'Autremont-Helms &<br>Associates, Inc. DBA DHA +<br>Calpec   | M/APA                        | MBE<br>SBE/EBE                             | 7.56%                            | \$ 21,000                       |
| Englekirk Institutional, Inc.<br>formerly Englekirk & Sabol<br>Consulting Structural Engineers,<br>Inc. |                              | OBE  | 7.20%                            | \$ 20,000                       |
| Leland Saylor Associates  |                              | SBE<br>DVBE                                | 2.88%                            | \$ 8,000                        |
| VCA Engineers, Inc.   | M/APA                        | MBE SBE                                    | 8.20%                            | \$ 22,766                       |
| <b>Subtotal Subconsultant Participation</b>   |                              |  | <b>29.44%</b>                    | <b>\$ 81,766</b>                |
| Prime Participation   |                              |  | 70.56%                           | \$196,010                       |

|                                    |                  |
|------------------------------------|------------------|
| <b>Base Task</b>                   | <b>\$277,776</b> |
| <b>Reimbursables</b>               | <b>\$ 0</b>      |
| <b>Contingency</b>                 | <b>\$ 98,356</b> |
| <b>Total Task Budget Authority</b> | <b>\$376,132</b> |

| <b>Table 82A: TOS No. 41.4 Total Subconsultant Participation</b> |            |            |            |            |             |            |
|--|------------|------------|------------|------------|-------------|------------|
| <b>Pledged</b>   | <b>MBE</b> | <b>WBE</b> | <b>SBE</b> | <b>EBE</b> | <b>DVBE</b> | <b>OBE</b> |
| <b>(%) of Base Task</b>  | 15.76%     | 3.60%      | 18.64%     | 7.56%      | 2.88%       | 7.20%      |
| <b>(\$ Amount)</b>   | \$43,766   | \$10,000   | \$51,766   | \$21,000   | \$8,000     | \$20,000   |

Note: Subconsultants may be certified in multiple certification categories; therefore, per the requirements of Executive Directive No. 14, the dollar amounts were credited toward multiple pledged participation categories.

### ***Destination Crenshaw (TOS No. 54)***

As of July 30, 2019, for TOS No. 54, Perkins + Will, Inc. achieved actual participation levels of 46.50 percent MBE, 0.0 percent WBE, 46.50 percent SBE, 0.0 percent EBE, 0.0 percent DVBE, and 51.85 percent OBE. Upon approval of contract Amendment No. 1, Perkins + Will, Inc. has pledged participation levels of 34.97 percent MBE, 0.0 percent WBE, 34.97 percent SBE, 0.0 percent EBE, 0.0 percent DVBE, and 63.02 percent OBE.

As of July 30, 2019, the MBE/WBE/SBE/EBE/DVBE/OBE subconsultant information for Perkins + Will, Inc. was the following:

| <b>Table 83: TOS No. 54</b>                 |                              |  |                                      |                                    |
|---|------------------------------|--|--------------------------------------|------------------------------------|
| <b>Subconsultants</b>                       | <b>Gender/<br/>Ethnicity</b> | <b>Business<br/>Inclusion<br/>Category</b> | <b>(%) of<br/>Total<br/>Invoiced</b> | <b>Amount<br/>Invoiced to Date</b> |
| KPFF Consulting Engineers                   |                              | OBE  | 51.85%                               | \$422,900                          |
| Studio-MLA                                  | F / HA                       | MBE SBE                                    | 46.50%                               | \$379,300                          |
| <b>Subtotal Subconsultant Participation</b> |                              |  | <b>98.34%</b>                        | <b>\$802,200</b>                   |
| Prime Participation                         |                              |  | 1.66%                                | \$13,500                           |
| <b>Total Invoiced to Date</b>               |                              |  |                                      | <b>\$815,700</b>                   |

| <b>Table 83A: TOS No. 54 Total Subconsultant Participation</b> |            |            |            |            |             |            |
|--|------------|------------|------------|------------|-------------|------------|
| <b>Achieved</b>  | <b>MBE</b> | <b>WBE</b> | <b>SBE</b> | <b>EBE</b> | <b>DVBE</b> | <b>OBE</b> |
| <b>(%) of Base Task</b>  | 46.50%     | 0%         | 46.50%     | 0%         | 0%          | 51.85%     |
| <b>(\$ Amount)</b>   | \$379,300  | \$0        | \$379,300  | \$0        | \$0         | \$422,900  |

Note: Subconsultants may be certified in multiple certification categories; therefore, per the requirements of Executive Directive No. 14, the dollar amounts were credited toward multiple pledged participation categories.

Pledged participation including Amendment No. 1:

| <b>Table 84: TOS No. 54</b>                 |                              |  |                                  |                                 |
|---|------------------------------|--|----------------------------------|---------------------------------|
| <b>Pledged Subconsultants</b>               | <b>Gender/<br/>Ethnicity</b> | <b>Business<br/>Inclusion<br/>Category</b> | <b>(%) of<br/>Total<br/>NTPs</b> | <b>Amount of Total<br/>NTPs</b> |
| KPFF Consulting Engineers                   |                              | OBE  | 63.02%                           | \$ 811,000                      |
| Studio-MLA                                  | F/HA                         | MBE/SBE                                    | 34.97%                           | \$ 450,000                      |
| <b>Subtotal Subconsultant Participation</b> |                              |  | <b>97.99%</b>                    | <b>\$1,261,000</b>              |
| Prime Participation                         |                              |  | 2.01%                            | \$ 25,809                       |

September 11, 2019  
Page 69

|                                    |                    |
|------------------------------------|--------------------|
| <b>Base Task</b>                   | <b>\$1,286,809</b> |
| <b>Reimbursables</b>               | <b>\$ 0</b>        |
| <b>Contingency</b>                 | <b>\$ 0</b>        |
| <b>Total Task Budget Authority</b> | <b>\$1,286,909</b> |

| <b>Table 84A: TOS No. 54 Total Subconsultant Participation</b> |            |            |            |            |             |            |
|--|------------|------------|------------|------------|-------------|------------|
| <b>Pledged</b>   | <b>MBE</b> | <b>WBE</b> | <b>SBE</b> | <b>EBE</b> | <b>DVBE</b> | <b>OBE</b> |
| <b>(%) of Base Task</b>  | 34.97%     | 0%         | 34.97%     | 0%         | 0%          | 63.02%     |
| <b>(\$ ) Amount</b>  | \$450,000  | \$0        | \$450,000  | \$0        | \$0         | \$811,000  |

Note: Subconsultants may be certified in multiple certification categories; therefore, per the requirements of Executive Directive No. 14, the dollar amounts were credited toward multiple pledged participation categories.

***Pfeiffer Partners Architects (C124799)***

As of July 30, 2019, Pfeiffer Partners Architects has not been issued any task orders, thus they have not utilized subconsultants.

***Rios Clementi Hale Studios (C124705)***

Rios Clementi Hale Studios has been issued two Task Orders under the current contract, including the completed TOS No. 11 (Central Services Yard Master Plan) and the active TOS No. 14 (Greek Theatre Improvements). Since contract execution, Rios Clementi Hale Studios has added six subconsultants to their Schedule A. Rios Clementi Hale Studios added MGAC and VS2 Consulting, Inc. for the Greek Theatre Improvements and the Central Services Yard Master Plan Task Orders. Rios Clementi Hale Studios added Infrastructure Factor Consulting, Inc., Miyamoto International, and the Sullivan Partnership, Inc. for the Greek Theatre Improvements Task Order. Rios Clementi Hale Studios added Eyestone-Jones Environmental LLC for the Central Services Yard Master Plan.

***Central Services Master Plan (TOS No. 11)***

For TOS No. 11, completed on June 1, 2018, Rios Clementi Hale Studios achieved actual participation levels of 9.28 percent MBE, 0.0 percent WBE, 9.28 percent SBE, 0.0 percent EBE, 0.0 percent DVBE, and 5.97 percent OBE. Rios Clementi Hale Studios had pledged participation levels of 26.67 percent for MBE, 0 percent for WBE, 26.67 percent for SBE, 0.0 percent EBE, 0.0 percent DVBE, and 23.33 percent OBE. The BOE issued a NTP amount of \$150,000 to the firm but only \$83,748.14 was invoiced. This TOS was completed on June 1, 2018 with the finalization of the Master Plan. The City did not request the consultant to conduct further environmental studies which would have utilized the subconsultants.

As of the June 1, 2018 completion date, the MBE/WBE/SBE/EBE/DVBE/OBE subconsultant information for Rios Clementi Hale Studios was the following:



| <b>Table 85: TOS No. 11</b>                 |                              |  |                                      |                                    |
|---|------------------------------|--|--------------------------------------|------------------------------------|
| <b>Subconsultants</b>                       | <b>Gender/<br/>Ethnicity</b> | <b>Business<br/>Inclusion<br/>Category</b> | <b>(%) of<br/>Total<br/>Invoiced</b> | <b>Amount<br/>Invoiced to Date</b> |
| Eyestone-Jones<br>Environmental LLC         |                              | OBE  | 0.00%                                | \$ 0                               |
| MGAC  |                              | OBE  | 5.97%                                | \$ 5,000                           |
| VS2 Consulting Inc.                         | M/HA                         | MBE/SBE                                    | 9.28%                                | \$ 7,775                           |
| <b>Subtotal Subconsultant Participation</b> |                              |  | <b>15.25%</b>                        | <b>\$12,775</b>                    |
| Prime Participation                         |                              |  | 84.75%                               | \$70,973                           |
| <b>Total Invoiced to Date</b>               |                              |  |                                      | <b>\$83,748</b>                    |

| <b>Table 85A: TOS No. 11 Total Subconsultant Participation</b> |            |            |            |            |             |            |
|--|------------|------------|------------|------------|-------------|------------|
| <b>Achieved</b>  | <b>MBE</b> | <b>WBE</b> | <b>SBE</b> | <b>EBE</b> | <b>DVBE</b> | <b>OBE</b> |
| <b>(%) of Base Task</b>  | 9.28%      | 0%         | 9.28%      | 0%         | 0%          | 5.97%      |
| <b>(\$ Amount)</b>   | \$7,775    | \$0        | \$7,775    | \$0        | \$0         | \$5,000    |

Note: Subconsultants may be certified in multiple certification categories; therefore, per the requirements of Executive Directive No. 14, the dollar amounts were credited toward multiple pledged participation categories.

### ***Greek Theatre Improvements (TOS No. 14)***

As of July 30, 2019, for the Greek Theatre Improvements (TOS No. 14), Rios Clementi Hale Studios achieved actual participation levels of 11.98 percent MBE, 0.0 percent WBE, 18.57 percent SBE, 1.30 percent EBE, 0.0 percent DVBE, and 3.90 percent OBE. Upon approval of contract Amendment No. 1, Greek Theatre Improvements has pledged participation levels of 17.90 percent MBE, 6.51 percent WBE, 33.36 percent SBE, 0.0 percent EBE, 0.0 percent DVBE, and 5.75 percent OBE.

As of July 30, 2019, the MBE/WBE/SBE/EBE/DVBE/OBE subconsultant information for Rios Clementi Hale Studios was the following:

| <b>Table 86: TOS No. 14</b>                 |                              |  |                                      |                                    |
|---|------------------------------|--|--------------------------------------|------------------------------------|
| <b>Subconsultants</b>                       | <b>Gender/<br/>Ethnicity</b> | <b>Business<br/>Inclusion<br/>Category</b> | <b>(%) of<br/>Total<br/>Invoiced</b> | <b>Amount<br/>Invoiced to Date</b> |
| Inclendon Consulting Group                  |                              | OBE  | 2.63%                                | \$7,500                            |
| Infrastructure Factor Consulting, Inc.      | F / C                        | WBE SBE                                    | 0%                                   | \$0                                |
| MGAC  |                              | OBE  | 1.26%                                | \$3,600                            |
| Miyamoto International                      | M / APA                      | MBE  | 11.98%                               | \$34,115                           |
| Page & Turnbull, Inc.                       |                              | SBE  | 18.57%                               | \$52,874                           |
| VS2 Consulting Inc.                         | M / HA                       | MBE SBE                                    | 0%                                   | \$0                                |
| <b>Subtotal Subconsultant Participation</b> |                              |  | <b>34.45%</b>                        | <b>\$98,089</b>                    |
| Prime Participation                         |                              |  | 65.55%                               | \$186,658                          |
| <b>Total Invoiced to Date</b>               |                              |  |                                      | <b>\$284,747</b>                   |

| <b>Table 86A: TOS No. 14 Total Subconsultant Participation</b> |            |            |            |            |             |            |
|--|------------|------------|------------|------------|-------------|------------|
| <b>Achieved</b>  | <b>MBE</b> | <b>WBE</b> | <b>SBE</b> | <b>EBE</b> | <b>DVBE</b> | <b>OBE</b> |
| <b>(%) of Base Task</b>  | 11.98%     | 0%         | 18.57%     | 0%         | 0%          | 3.9%       |

Department of Public Works  
Bureau of Engineering  
Bureau of Contract Administration  
Joint Report No. 2

September 11, 2019  
Page 71

|                    |          |     |          |     |     |          |
|--------------------|----------|-----|----------|-----|-----|----------|
| <b>(\$) Amount</b> | \$34,115 | \$0 | \$52,874 | \$0 | \$0 | \$11,100 |
|--------------------|----------|-----|----------|-----|-----|----------|

Note: Subconsultants may be certified in multiple certification categories; therefore, per the requirements of Executive Directive No. 14, the dollar amounts were credited toward multiple pledged participation categories.

Pledged participation including Amendment No. 1:

| <b>Table 87: TOS No. 14</b>                 |                              |  |                                  |                                 |
|---|------------------------------|--|----------------------------------|---------------------------------|
| <b>Pledged Subconsultants</b>               | <b>Gender/<br/>Ethnicity</b> | <b>Business<br/>Inclusion<br/>Category</b> | <b>(%) of<br/>Total<br/>NTPs</b> | <b>Amount of Total<br/>NTPs</b> |
| Inclendon Consulting Group                  |                              | OBE  | 3.26%                            | \$ 22,300                       |
| Infrastructure Factor Consulting, Inc.      | F/C                          | WBE/SBE                                    | 6.51%                            | \$ 44,500                       |
| MGAC  |                              | OBE  | 2.49%                            | \$ 17,000                       |
| Miyamoto International                      | M/APA                        | MBE  | 15.71%                           | \$107,340                       |
| Page & Turnbull, Inc.                       |                              | SBE  | 24.66%                           | \$168,485                       |
| VS2 Consulting Inc.                         | M/HA                         | MBE SBE                                    | 2.20%                            | \$ 15,000                       |
| <b>Subtotal Subconsultant Participation</b> |                              |  | <b>54.82%</b>                    | <b>\$374,625</b>                |
| Prime Participation                         |                              |  | 45.18%                           | \$308,719                       |
| <b>Base Task</b>                            |                              |  |                                  | <b>\$683,344</b>                |
| <b>Reimbursables</b>                        |                              |  |                                  | <b>\$ 0</b>                     |
| <b>Contingency</b>                          |                              |  |                                  | <b>\$216,696</b>                |
| <b>Total Task Budget Authority</b>          |                              |  |                                  | <b>\$900,000</b>                |

| <b>Table 87A: TOS No. 14 Total Subconsultant Participation</b> |            |            |            |            |             |            |
|--|------------|------------|------------|------------|-------------|------------|
| <b>Pledged</b>   | <b>MBE</b> | <b>WBE</b> | <b>SBE</b> | <b>EBE</b> | <b>DVBE</b> | <b>OBE</b> |
| <b>(%) of Base Task</b>  | 17.90%     | 6.51%      | 33.36%     | 0.00%      | 0.00%       | 5.75%      |
| <b>(\$) Amount</b>   | \$122,340  | \$44,500   | \$227,985  | \$0        | \$0         | \$39,300   |

Note: Subconsultants may be certified in multiple certification categories; therefore, per the requirements of Executive Directive No. 14, the dollar amounts were credited toward multiple pledged participation categories.

***RoTo Architects, Inc (CO124800)***

RoTo Architects, Inc. has been issued one Task Order under the current contract, TOS No. 48 (Channel 35 Studio Relocation). Since contract execution, RoTo Architects, Inc. has added three subconsultants. RoTo Architects, Inc. added Alliance Project, LLC, BFA Communications Technology Consultants, and Walter P Moore. On February 20, 2019, the Board approved the transfer of TOS No. 320 from expired RoTo Architects, Inc. contract CO114019 to current contract CO124800. This TOS transfer required the consultant to add subcontracts from the expired contract to the current contract. The subconsultants assigned to the Channel 35 Studio Relocation Task Order were originally subject to the City's former MBE/WBE/OBE program prior to the transfer of the TOS to the current contract. The former MBE/WBE/OBE program did not include the BIP certification

categories of SBE, EBE, and DVBE. However, in addition to the MBE or WBE certifications, some of these firms are also certified in the SBE and EBE categories.

**Channel 35 Studio Relocation (TOS No. 48)**

As of July 30, 2019, for No. 48, RoTo Architects, Inc. achieved actual participation levels of 0.00 percent MBE, 0.00 percent WBE, 0.00 percent SBE, 0.00 percent EBE, 0.00 percent DVBE, and 37.57 percent OBE. Upon approval of contract Amendment No. 1, RoTo Architects, Inc. has pledged participation levels of 6.65 percent MBE, 4.00 percent WBE, 10.02 percent SBE, 0.70 percent EBE, 0.00 percent DVBE, and 37.61 percent OBE.

As of July 30, 2019, the MBE/WBE/SBE/EBE/DVBE/OBE subconsultant information for RoTo Architects, Inc. was the following:

| <b>Table 88: TOS No. 48</b>                      |                              |  |                                      |                                    |
|--|------------------------------|--|--------------------------------------|------------------------------------|
| <b>Subconsultants</b>                            | <b>Gender/<br/>Ethnicity</b> | <b>Business<br/>Inclusion<br/>Category</b> | <b>(%) of<br/>Total<br/>Invoiced</b> | <b>Amount<br/>Invoiced to Date</b> |
| Alliance Project, LLC                            | F/C                          | WBE/SBE                                    | 0.00%                                | \$ 0                               |
| BFA Communications<br>Technology Consultants     |                              | OBE  | 0.00%                                | \$ 0                               |
| Gary Barnett Specifications, Inc.                |                              | OBE  | 6.13%                                | \$ 6,000                           |
| Glumac   |                              | OBE  | 16.13%                               | \$ 15,800                          |
| JAG  |                              | OBE  | 0.00%                                | \$ 0                               |
| Made in Space                                    |                              | OBE  | 0.00%                                | \$ 0                               |
| MARRS Services, Inc.                             | F/APA                        | MBE/SBE<br>EBE                             | 0.00%                                | \$ 0                               |
| Studio-MLA (formerly Mia<br>Lehrer & Associates) | F/HA                         | MBE/SBE                                    | 0.00%                                | \$ 0                               |
| Triad Consulting & Systems<br>Design Group       | M/AA                         | MBE  | 0.00%                                | \$ 0                               |
| VCA Engineers, Inc.                              | M/APA                        | MBE  | 0.00%                                | \$ 0                               |
| Veneklasen                                       |                              | SBE  | 0.00%                                | \$ 0                               |
| Walter P Moore                                   |                              | OBE  | 15.32%                               | \$ 15,000                          |
| <b>Subtotal Subconsultant Participation</b>      |                              |  | <b>37.57%</b>                        | <b>\$ 36,800</b>                   |
| <b>Prime Participation</b>                       |                              |  | <b>62.43%</b>                        | <b>\$61,142.12</b>                 |
| <b>Total Invoiced to Date</b>                    |                              |  |                                      | <b>\$97,942.12</b>                 |

| <b>Table 88A: TOS No 48 Total Subconsultant Participation</b> |            |            |            |            |             |            |
|---|------------|------------|------------|------------|-------------|------------|
| <b>Achieved</b>   | <b>MBE</b> | <b>WBE</b> | <b>SBE</b> | <b>EBE</b> | <b>DVBE</b> | <b>OBE</b> |
| <b>(%) of Base<br/>Task</b>                                   | 0%         | 0%         | 0%         | 0%         | 0%          | 37.57%     |
| <b>(\$ ) Amount</b>   | \$0        | \$0        | \$0        | \$0        | \$0         | \$36,800   |

Note: Subconsultants may be certified in multiple certification categories; therefore, per the requirements of Executive Directive No. 14, the dollar amounts were credited toward multiple pledged participation categories.

Department of Public Works  
Bureau of Engineering  
Bureau of Contract Administration  
Joint Report No. 2

September 11, 2019  
Page 73

Pledged participation including Amendment No. 1:

| <b>Table 89: TOS No. 48</b>                      |                              |  |                                  |                                 |
|--|------------------------------|--|----------------------------------|---------------------------------|
| <b>Pledged Subconsultants</b>                    | <b>Gender/<br/>Ethnicity</b> | <b>Business<br/>Inclusion<br/>Category</b> | <b>(%) of<br/>Total<br/>NTPs</b> | <b>Amount of Total<br/>NTPs</b> |
| Alliance Project, LLC                            | F/C                          | WBE/SBE                                    | 4.00%                            | \$ 22,220                       |
| BFA Communications<br>Technology Consultants     |                              | OBE  | 5.85%                            | \$ 32,495                       |
| Gary Barnett Specifications, Inc.                |                              | OBE  | 1.23%                            | \$ 6,842                        |
| Glumac   |                              | OBE  | 11.73%                           | \$ 65,155                       |
| JAG  |                              | OBE  | 5.28%                            | \$ 29,334                       |
| Made in Space                                    |                              | OBE  | 1.28%                            | \$ 7,086                        |
| MARRS Services, Inc.                             | F/APA                        | MBE/SBE<br>EBE                             | 0.70%                            | \$ 3,875                        |
| Studio-MLA (formerly Mia<br>Lehrer & Associates) | F/HA                         | MBE/SBE                                    | 2.12%                            | \$ 11,790.60                    |
| Triad Consulting & Systems<br>Design Group       | M/AA                         | MBE  | 1.60%                            | \$ 8,875                        |
| VCA Engineers, Inc.                              | M/APA                        | MBE  | 2.24%                            | \$ 12,420                       |
| Veneklasen                                       |                              | SBE  | 3.20%                            | \$ 17,798                       |
| Walter P Moore                                   |                              | OBE  | 12.25%                           | \$ 68,051                       |
| <b>Subtotal Subconsultant Participation</b>      |                              |  | <b>51.47%</b>                    | <b>\$285,941.60</b>             |
| Prime Participation                              |                              |  | 48.53%                           | \$269,614.89                    |
| <b>Base Task</b>                                 |                              |  |                                  | <b>\$555,556.49</b>             |
| <b>Reimbursables</b>                             |                              |  |                                  | <b>\$ 0</b>                     |
| <b>Contingency</b>                               |                              |  |                                  | <b>\$ 150,000</b>               |
| <b>Total Task Budget Authority</b>               |                              |  |                                  | <b>\$705,556.49</b>             |

| <b>Table 89A: TOS No. 48 Total Subconsultant Participation</b> |             |            |             |            |             |            |
|--|-------------|------------|-------------|------------|-------------|------------|
| <b>Pledged</b>   | <b>MBE</b>  | <b>WBE</b> | <b>SBE</b>  | <b>EBE</b> | <b>DVBE</b> | <b>OBE</b> |
| <b>(%) of Base<br/>Task</b>                                    | 6.65%       | 4.00%      | 10.02%      | 0.70%      | 0%          | 37.61%     |
| <b>(\$ ) Amount</b>  | \$36,960.60 | \$22,220   | \$55,683.60 | \$3,875    | \$0         | \$208,963  |

Note: Subconsultants may be certified in multiple certification categories; therefore, per the requirements of Executive Directive No. 14, the dollar amounts were credited toward multiple pledged participation categories.

**SMA, Inc. dba Sparano + Mooney Architecture, Inc. (CO124704)**

SMA, Inc. dba Sparano + Mooney Architecture, Inc. has been issued two task orders under the current contract, including TOS No. 07 (Studio City Recreation Center Gymnasium) and TOS No. 32 (Granada Hills Pool and Bathhouse Replacement). Since contract execution, SMA, Inc. dba Sparano + Mooney Architecture, Inc. has added three subconsultants to their Schedule A. SMA, Inc. dba Sparano + Mooney Architecture, Inc. added AWC West, Aquatic Design Group, and Chew Specifications for the Granada Hills Pool and Bathhouse Replacement Task Order and AWC West and Chew

Specifications for the Studio City Recreation Center Gymnasium Task Order. AWC West replaced Chew Specifications after death of Chew Specifications' owner. Aquatic Design Group acquired Schedule A listed subconsultant Rowley International, Inc.

**Studio City Recreation Center (TOS No. 7)**

As of July 30, 2019, for TOS No. 7, SMA, Inc. dba Sparano + Mooney Architecture, Inc. achieved actual participation levels of 13.34 percent MBE, 3.27 percent WBE, 15.54 percent SBE, 15.54 percent EBE, 0 percent DVBE, and 28.03 percent OBE. Upon approval of contract Amendment No. 1, SMA, Inc. dba Sparano + Mooney Architecture, Inc. has pledged participation levels of 14.59 percent MBE, 4.54 percent WBE, 16.18 percent SBE, 16.18 percent EBE, 0.0 percent DVBE, and 29.34 percent OBE.

As of July 30, 2019, the MBE/WBE/SBE/EBE/DVBE/OBE subconsultant information for SMA, Inc. dba Sparano + Mooney Architecture, Inc. was the following:

| <b>Table 90: TOS No. 7</b>                  |                              |  |                                      |                                    |
|---|------------------------------|--|--------------------------------------|------------------------------------|
| <b>Subconsultants</b>                       | <b>Gender/<br/>Ethnicity</b> | <b>Business<br/>Inclusion<br/>Category</b> | <b>(%) of<br/>Total<br/>Invoiced</b> | <b>Amount<br/>Invoiced to Date</b> |
| AWC West                                    |                              | OBE  | 0.31%                                | \$ 1,670.50                        |
| Buro Happold Consulting Inc.                |                              | OBE  | 20.63%                               | \$ 112,000                         |
| Capstone Planning & Control                 | F/C                          | WBE  | 1.93%                                | \$ 10,500                          |
| Chew Specifications                         |                              | OBE  | 2.07%                                | \$ 11,250                          |
| Maroko & Shwe, Inc.                         | M/APA                        | MBE/SBE<br>EBE                             | 8.02%                                | \$ 43,525                          |
| Nast Enterprises                            |                              | SBE/EBE                                    | 6.19%                                | \$ 33,620.52                       |
| ProjectLine Technical<br>Services, Inc.     | F/APA                        | WBE/SBE<br>EBE                             | 1.34%                                | \$ 7,251                           |
| Silver Roth & Associates                    |                              | OBE  | 5.03%                                | \$ 27,300                          |
| VCA Engineers, Inc.                         | M/APA                        | MBE  | 5.33%                                | \$ 28,920                          |
| <b>Subtotal Subconsultant Participation</b> |                              |  | <b>50.84%</b>                        | <b>\$ 276,037</b>                  |
| Prime Participation                         |                              |  | 49.16%                               | \$266,955.92                       |
| <b>Total Invoiced to Date</b>               |                              |  |                                      | <b>\$542,992.94</b>                |

| <b>Table 90A: TOS No. 7 Total Subconsultant Participation</b> |            |            |            |            |             |            |
|---|------------|------------|------------|------------|-------------|------------|
| <b>Achieved</b>   | <b>MBE</b> | <b>WBE</b> | <b>SBE</b> | <b>EBE</b> | <b>DVBE</b> | <b>OBE</b> |
| <b>(%) of Base Task</b>                                       | 13.34%     | 3.27%      | 15.54%     | 15.54%     | 0.0%        | 28.03%     |
| <b>(\$ ) Amount</b>   | \$72,445   | \$17,751   | \$84,397   | \$84,397   | \$0         | \$152,221  |

Note: Subconsultants may be certified in multiple certification categories; therefore, per the requirements of Executive Directive No. 14, the dollar amounts were credited toward multiple pledged participation categories.

Pledged participation including Amendment No. 1:

| <b>Table 91: TOS No. 7</b>    |                              |  |                                  |                                 |
|-------------------------------|------------------------------|--|----------------------------------|---------------------------------|
| <b>Pledged Subconsultants</b> | <b>Gender/<br/>Ethnicity</b> | <b>Business<br/>Inclusion<br/>Category</b> | <b>(%) of<br/>Total<br/>NTPs</b> | <b>Amount of<br/>Total NTPs</b> |

Department of Public Works  
Bureau of Engineering  
Bureau of Contract Administration  
Joint Report No. 2

September 11, 2019  
Page 75

|   |       |             |               |                  |
|---|-------|-------------|---------------|------------------|
| AWC West                                    |       | OBE         | 1.07%         | \$ 8,000         |
| Buro Happold Consulting Inc.                |       | OBE         | 21.41%        | \$160,000        |
| Capstone Planning & Control                 | F/C   | WBE         | 1.87%         | \$ 14,000        |
| Chew Specifications                         |       | OBE         | 1.51%         | \$ 11,250        |
| Maroko & Shwe, Inc.                         | M/APA | MBE/SBE EBE | 8.16%         | \$ 61,000        |
| Nast Enterprises                            |       | SBE EBE     | 5.35%         | \$ 40,000        |
| ProjectLine Technical Services, Inc.        | F/APA | WBE/SBE EBE | 2.67%         | \$ 19,920        |
| Silver Roth & Associates                    |       | OBE         | 5.35%         | \$ 40,000        |
| VCA Engineers, Inc.                         | M/APA | MBE         | 6.42%         | \$ 48,000        |
| <b>Subtotal Subconsultant Participation</b> |       |             | <b>53.82%</b> | <b>\$402,170</b> |
| Prime Participation                         |       |             | 46.18%        | \$345,028        |
| <b>Base Task</b>                            |       |             |               | <b>\$747,198</b> |
| <b>Reimbursables</b>                        |       |             |               | <b>\$ 0</b>      |
| <b>Contingency</b>                          |       |             |               | <b>\$ 62,802</b> |
| <b>Total Task Budget Authority</b>          |       |             |               | <b>\$810,000</b> |

| <b>Table 91A: TOS No. 7 Total Subconsultant Participation</b> |            |            |            |            |             |            |
|---|------------|------------|------------|------------|-------------|------------|
| <b>Pledged</b>  | <b>MBE</b> | <b>WBE</b> | <b>SBE</b> | <b>EBE</b> | <b>DVBE</b> | <b>OBE</b> |
| <b>(%) of Base Task</b>                                       | 14.59%     | 4.54%      | 16.18%     | 16.18%     | 0%          | 29.34%     |
| <b>(\$ ) Amount</b>   | \$109,000  | \$33,920   | \$120,920  | \$120,920  | \$0         | \$219,250  |

Note: Subconsultants may be certified in multiple certification categories; therefore, per the requirements of Executive Directive No. 14, the dollar amounts were credited toward multiple pledged participation categories.

**Granada Hills Pool and Bathhouse Replacement (TOS No. 32)**

As of July 30, 2019, for TOS No. 32, SMA, Inc. dba Sparano + Mooney Architecture, Inc. achieved actual participation levels of 24.84 percent MBE, 6.92 percent WBE, 1.64 percent SBE, 1.64 percent EBE, 0.0 percent DVBE, and 20.61 percent OBE. Upon approval of contract Amendment No. 1, SMA, Inc. dba Sparano + Mooney Architecture, Inc. has pledged participation levels of 22.48 percent MBE, 9.40 percent WBE, 5.50 percent SBE, 5.50 percent EBE, 0.0 percent DVBE, and 20.21 percent OBE.

As of July 30, 2019, the MBE/WBE/SBE/EBE/DVBE/OBE subconsultant information for SMA, Inc. dba Sparano + Mooney Architecture, Inc. was the following:

| <b>Table 92: TOS No. 32</b> |                              |  |                                      |                                    |
|-----------------------------|------------------------------|--|--------------------------------------|------------------------------------|
| <b>Subconsultants</b>       | <b>Gender/<br/>Ethnicity</b> | <b>Business<br/>Inclusion<br/>Category</b> | <b>(%) of<br/>Total<br/>Invoiced</b> | <b>Amount<br/>Invoiced to Date</b> |
| Aquatic Design Group        |                              | OBE  | 15.40%                               | \$ 73,175.50                       |
| AWC West                    |                              | OBE  | 1.17%                                | \$ 5,580                           |
| Capstone Planning & Control | F/C                          | WBE  | 2.54%                                | \$ 12,050                          |
| Chew Specifications         |                              | OBE  | 1.01%                                | \$ 4,800                           |
| Maroko & Shwe, Inc.         | M/APA                        | MBE/SBE<br>EBE                             | 1.64%                                | \$ 7,800                           |

|   |       |             |               |                     |
|---|-------|-------------|---------------|---------------------|
| ProjectLine Technical Services, Inc.        | F/APA | WBE/SBE EBE | 0.00%         | \$ 0                |
| Silver Roth & Associates                    |       | OBE         | 3.03%         | \$ 14,388           |
| VCA Engineers, Inc.                         | M/APA | MBE         | 23.19%        | \$ 110,223          |
| Withers & Sandgren                          | F/C   | WBE         | 4.38%         | \$ 20,820           |
| <b>Subtotal Subconsultant Participation</b> |       |             | <b>52.36%</b> | <b>\$248,836.70</b> |
| Prime Participation                         |       |             | 47.64%        | \$226,369.12        |
| <b>Total Invoiced to Date</b>               |       |             |               | <b>\$475,205.82</b> |

| <b>Table 92A: TOS No. 32 Total Subconsultant Participation</b> |              |            |            |            |             |             |
|--|--------------|------------|------------|------------|-------------|-------------|
| <b>Achieved</b>  | <b>MBE</b>   | <b>WBE</b> | <b>SBE</b> | <b>EBE</b> | <b>DVBE</b> | <b>OBE</b>  |
| <b>(%) of Base Task</b>  | 24.84%       | 6.92%      | 1.64%      | 1.64%      | 0%          | 20.61%      |
| <b>(\$)</b> Amount   | \$118,023.20 | \$32,870   | \$7,800    | \$7,800    | \$0         | \$97,943.50 |

Note: Subconsultants may be certified in multiple certification categories; therefore, per the requirements of Executive Directive No. 14, the dollar amounts were credited toward multiple pledged participation categories.

Pledged participation including Amendment No. 1:

| <b>Table 93: TOS No. 32</b>                 |                         |                                    |                          |                             |
|---|-------------------------|------------------------------------|--------------------------|-----------------------------|
| <b>Pledged Subconsultants</b>               | <b>Gender/Ethnicity</b> | <b>Business Inclusion Category</b> | <b>(%) of Total NTPs</b> | <b>Amount of Total NTPs</b> |
| Aquatic Design Group                        |                         | OBE                                | 14.78%                   | \$ 99,500                   |
| AWC West                                    |                         | OBE                                | 1.49%                    | \$ 10,000                   |
| Capstone Planning & Control                 | F/C                     | WBE                                | 2.12%                    | \$ 14,300                   |
| Chew Specifications                         |                         | OBE                                | 0.71%                    | \$ 4,800                    |
| Maroko & Shwe, Inc.                         | M/APA                   | MBE/SBE EBE                        | 1.78%                    | \$ 12,000                   |
| ProjectLine Technical Services, Inc.        | F/APA                   | WBE/SBE EBE                        | 3.71%                    | \$ 25,000                   |
| Silver Roth & Associates                    |                         | OBE                                | 3.24%                    | \$ 21,800                   |
| VCA Engineers, Inc.                         | M/APA                   | MBE                                | 20.70%                   | \$139,387                   |
| Withers & Sandgren                          | F/C                     | WBE                                | 3.56%                    | \$ 24,000                   |
| <b>Subtotal Subconsultant Participation</b> |                         |                                    | <b>52.10%</b>            | <b>\$350,787</b>            |
| Prime Participation                         |                         |                                    | 47.90%                   | \$322,540                   |
| <b>Base Task</b>                            |                         |                                    |                          | <b>\$673,327</b>            |
| <b>Reimbursables</b>                        |                         |                                    |                          | <b>\$ 0</b>                 |
| <b>Contingency</b>                          |                         |                                    |                          | <b>\$ 25,673</b>            |
| <b>Total Task Budget Authority</b>          |                         |                                    |                          | <b>\$700,000</b>            |

| <b>Table 93A: TOS No. 32 Total Subconsultant Participation</b> |            |            |            |            |             |            |
|--|------------|------------|------------|------------|-------------|------------|
| <b>Pledged</b>   | <b>MBE</b> | <b>WBE</b> | <b>SBE</b> | <b>EBE</b> | <b>DVBE</b> | <b>OBE</b> |
| <b>(%) of Base Task</b>  | 22.48%     | 9.40%      | 5.50%      | 5.50%      | 0%          | 20.21%     |
| <b>(\$)</b> Amount   | \$151,387  | \$63,300   | \$37,000   | \$37,000   | \$0         | \$136,100  |

Note: Subconsultants may be certified in multiple certification categories; therefore, per the requirements of Executive Directive No. 14, the dollar amounts were credited toward multiple pledged participation categories.



September 11, 2019  
Page 77

***The S/L/A/M Collaborative, formerly known as Frank Webb Architects (C125922)***

As of July 30, 2019, S/L/A/M formerly known as Frank Webb Architects has not been issued any task orders, thus they have not utilized subconsultants.

***XTEN Architecture (C125923)***

As of July 30, 2019, XTEN Architecture has not been issued any task orders, thus they have not utilized subconsultants.

***Compliance with City Policies and with the Board of Public Works' Policy***

All consultants participating in this program are subject to compliance with the following City Ordinances and policies: Contractor Responsibility Ordinance; Business Tax Registration Certificate; Non-Discrimination, Equal Employment Practices, and Affirmative Action; Insurance requirements; Equal Benefits Ordinance; Child Support Obligations Ordinance; Americans with Disabilities Act; Worker Retention Ordinance; Living Wage Ordinance; Slavery Disclosure Ordinance; Border Wall Contracting Disclosure Ordinance; Disclosure of Contracting and Sponsorship of the National Rifle Association Ordinance; Non-Collusion; First Source Hiring Ordinance; Contractors' Use of Criminal History for Consideration of Employment Applications; Data Protection; and Discount Best Terms. FIRMS will comply with the requirements of the Business Inclusion Program. Failure to comply with all requirements will render the consultant's contract subject to termination pursuant to the conditions therein.

Businesses are encouraged to locate or remain within the City to preserve and enhance the economic base and well-being of the City. According to the Los Angeles Residence Information form, consultants provided the following information depicted on Table 94:

| <b>TABLE 94: Los Angeles Residence Information</b> |                               |                                   |  |
|--|-------------------------------|-----------------------------------|--|
| <b>Consultant</b>                                  | <b>Total No. of Employees</b> | <b>Employees Residing in L.A.</b> | <b>(%) of Employees Residing in L.A.</b> |
| AC Martin Partners, Inc.                           | 73                            | 33                                | 45.21%                                   |
| Arkiterv, Inc. dba Studio Pali Fekete Architects   | 23                            | 20                                | 86.96%                                   |
| Brooks + Scarpa Architects                         | 11                            | 8                                 | 72.73%                                   |
| Eric Owen Moss Architects                          | 16                            | 13                                | 81.25%                                   |
| Gonzalez/Goodale Architects                        | 36                            | 12                                | 33.33%                                   |
| Gruen Associates                                   | 76                            | 47                                | 61.84%                                   |
| Gwynne Pugh Urban Studio, Inc.                     | 7                             | 4                                 | 57.14%                                   |
| HMC Architects                                     | 370                           | 23                                | 6.22%                                    |
| IBI Group  | 245                           | 14                                | 5.71%                                    |
| John Friedman Alice Kimm Architects, Inc.          | 20                            | 16                                | 80.00%                                   |
| Lehrer Architects LA, Inc.                         | 11                            | 11                                | 100.00%                                  |
| M. Arthur Gensler Jr. & Associates, Inc.           | 6,187                         | 291                               | 4.70%                                    |
| Paul Murdoch Architects                            | 6                             | 6                                 | 100.00%                                  |
| Perkins + Will, Inc.                               | 2,500                         | 70                                | 2.80%                                    |

|   |     |     |        |
|---|-----|-----|--------|
| Pfeiffer Partners Architects, Inc.                                  | 46  | 12  | 26.09% |
| Rios Clementi Hale Studios  | 145 | 144 | 99.31% |
| RoTo Architects, Inc.   | 6   | 5   | 83.33% |
| S/L/A/M Collaborative<br>formerly Frank R. Webb<br>Architects, Inc. | 200 | 6   | 3.00%  |
| SMA, Inc. dba Sparano +<br>Mooney Architecture, Inc.                | 8   | 2   | 25.00% |
| XTEN Architecture   | 8   | 7   | 87.50% |

### ***Contractor Responsibility Ordinance***

All contractors participating in this program are subject to compliance with the requirements specified in the City Contractor Responsibility Ordinance No. 173677 [Article 14, Chapter 1, Division 10, Los Angeles Administrative Code (L.A.A.C)]. Failure to comply with all requirements specified in the ordinance may render this bidder's contract subject to termination pursuant to the conditions expressed therein.

### ***Contractor Performance Evaluation***

The quality of the work performed by FIRMS will be monitored in accordance with the Contractor Evaluation Ordinance No. 173018 (Division 10, Chapter 1, Article 13 of the L.A.A.C. and the Rules for the Evaluation of Service Contractors which require Departments to prepare performance evaluations upon completion of all service contracts over \$25,000 and at least three months in duration. The appropriate City personnel responsible for the quality control of the personal services contracts shall submit Contractor Performance Evaluation Reports to the Department of Public Works, Bureau of Contract Administration (BCA), upon completion of the contracts. The critiques are kept on file by the BCA, Special Research and Investigation Section for reference by other City Departments and agencies.

### ***Notice of Intent to Contract and Charter Section 1022 Determination***

The required Notification of Intent to Contract form was submitted to the City Administrative Officer (CAO) on July 17, 2017. In compliance with Charter Section 1022, on November 7, 2018, the CAO determined that it was more feasible to utilize consultants to perform this work rather than City employees.

### ***City Attorney Review***

The proposed Amendment has been reviewed and approved as-to-form by the City Attorney's Office.

### **STATUS OF FUNDING**

The proposed amendments extend the term of each contract but do not commit the City to any expenditure. Funds will be encumbered on a project-by-project basis from various sources in the individual project or program budgets at the time the specific Task Order proposals are solicited from the FIRMS.

Department of Public Works  
Bureau of Engineering  
Bureau of Contract Administration  
Joint Report No. 2

September 11, 2019  
Page 79

The City's liability under this contract shall only be to the extent of the present City appropriation to fund the contract. However, if the City shall appropriate funds for any succeeding years, the City's liability shall to the extent of such appropriation, subject to the terms and conditions of the contract.

( NLD RMK EBO CLS DJW )

Report reviewed by:


BOE (ADM and PAC)

Report prepared by:

Architectural Division

Neil L. Drucker  
Interim Division Manager  
Phone No. (213) 847-4708


Compliance Review performed  
and approved by:

  
\_\_\_\_\_  
Hannah Choi, Assistant Director  
Bureau of Contract Administration


NLD/MN/07-2019-0121.ARC.mel

Questions regarding this  
report may be referred to:  
Mark Nakata, Senior Management Analyst II  
Phone No. (213) 485-4385  
E-mail: Mark.Nakata@lacity.org

Respectfully submitted,



Gary Lee Moore, PE, ENV SP  
City Engineer  
Bureau of Engineering

  
John L. Reamer, Jr.  
Inspector of Public Works  
Bureau of Contract Administration

**BOARD OF PUBLIC WORKS  
MEMBERS**

**KEVIN JAMES**  
PRESIDENT

**AURA GARCIA**  
VICE PRESIDENT

**DR. MICHAEL R. DAVIS**  
PRESIDENT PRO TEMPORE

**JESSICA M. CALOZA**  
COMMISSIONER

**M. TERESA VILLEGAS**  
COMMISSIONER

**DR. FERNANDO CAMPOS**  
EXECUTIVE OFFICER

# CITY OF LOS ANGELES

CALIFORNIA



**ERIC GARCETTI**  
MAYOR

BPW-2022-0758

DEPARTMENT OF  
PUBLIC WORKS

BUREAU OF  
ENGINEERING

**GARY LEE MOORE, PE, ENV SP**  
CITY ENGINEER

1149 S. BROADWAY, SUITE 700  
LOS ANGELES, CA 90015-2213

<http://eng.lacity.org>

January 28, 2020

*To All Consultants on the Pre-Qualified On-Call (PQOC) Consultants List  
To Provide Architectural and Related Services*

## **OLD WASHINGTON IRVING LIBRARY BUILDING RENOVATIONS – TASK ORDER SOLICITATION (TOS) NO. 063 FOR DESIGN SERVICES (W.O. NO. E1908505)**

### **INTRODUCTION**

The City of Los Angeles, Bureau of Engineering (BOE) is seeking a Consultant Architect to provide Design Services for the Old Washington Irving Library Building Renovations (Project), located at 1803 Arlington Avenue, Los Angeles, CA 90019. The building, originally constructed in 1926, previously housed the Washington Irving Branch Library. The design combines Latin and Mediterranean Architectural elements, popular in that era. The 5,500 sq. ft. building was designated a Historic Cultural Monument in 1986 (LA-307) and was placed on the National Register of Historic Places in 1987 (US-87001010). The building has been closed and not operating since 1999. The selected consulting team (Consultant) will provide architectural, structural, mechanical, electrical, plumbing engineering (MEP), audio/visual, lighting design, and other support services, as specified in this TOS.



TRANSMITTAL NO. 3

## **PROJECT DESCRIPTION**

The proposed Old Washington Irving Library Building Renovations project is for a client agency, the City's Department of Cultural Affairs (DCA). The DCA aims to convert the building to a multi-media archival repository, research, exhibition and education center. The renovated Old Washington Irving Library building in conjunction with the William Grant Still Arts Center will focus on the culture and history of South Los Angeles through grass-roots archives and research.

The BOE worked with the stakeholders and developed a project scope, building program, a Concept Plan and a proposed overall vision. The Concept Plan is an attachment to this TOS. The consultant shall further develop the Concept Plan, taking it through the Schematic Design, Design Development, Construction Documents, Permits, Bid & Award, Construction, and Project Closeout phases.

The consultants are requested to submit a lump sum proposal to provide the subject design services as described in this TOS to complete the project, with an estimated construction cost of \$5,300,000

The City reserves the right to award some or all parts of the proposal.

## **SCOPE OF SERVICES**

### **1. Basic Services:**

The project design shall be based on the attached conceptual design plans prepared by the BOE. The conceptual design will be further refined and developed through coordination with the selected consultant and meetings with stakeholders and agencies having jurisdiction over the Project. The BOE will secure environmental clearances, including completing the required documentation under the California Environmental Quality Act (CEQA). The BOE will also provide the necessary surveys and geotechnical engineering work.

- A. The consultant, in accordance with the Architectural Services Agreement, shall perform architectural/engineering design and construction administrative services including but not limited to, the preparation of design and construction documents (plans and specifications), related plan check and permit approvals, constructability review, cost estimates, support services during bid and construction, and preparation of related as-built drawings, as described herewith.
- B. All drawings shall be drawn in BIM/Autodesk Revit 2015 or the latest, and on 24 by 36-inch sheets with the BOE title block, of which an electronic copy will be provided by the BOE. The electronic files of the drawings in BIM/Autodesk Revit 2015 or the latest shall be made available to the BOE upon request during any phase of the project and for final assembly of bid/construction documents. Design documents shall be in English units and shall be completed in conformance with City Standards complying with all current applicable codes.



- C. The consultant shall coordinate all disciplines, including but not limited to, civil, structural, electrical, mechanical, and plumbing engineering plans and specifications with all other disciplines.
- D. All disciplines, including but not limited to, the landscape architectural, structural, mechanical, plumbing, electrical engineering, and audio/visual engineering consultants shall comply with all current and applicable codes and regulations. The consultant's design and engineering documents shall include, but not limited to the following:
- ADA Compliance.
  - Wireless – Being on the City backbone.
  - Site and Building Demolition plans.
  - Structural Engineering Design.
  - HVAC and Plumbing Engineering Design.
  - Fire Protection System.
  - Lighting, Power and Data/Telecommunication Systems.
  - Fire Alarm System.
  - Exhibition Audio/Visual
  - Lighting Design
  - Security Alarm and Camera Monitoring Systems.
  - Public Announcement System.
  - Electrical Service Load Calculations and Single Line Diagrams.
  - Electrical Panel Schedules.
  - Lighting Control Diagrams and Details.
  - California Energy Commission's Title 24 Compliance Forms for lighting.
  - Information and coordination related to utility companies and service connections.
  - Coordination with all agencies having jurisdiction, including but not limited to, the Fire Department (LAFD), Department of Building and Safety (LADBS), Bureau of Sanitation (BOS), Information Technology Agency (ITA), Department of General Services (GSD), Department of Water and Power (DWP), and other utility companies as needed, to complete the design and obtain all necessary approvals.
  - Verify and locate all utilities point of connections (POC), including the sizes of all required utility services.
  - All Title 24 Calculations shall be done by EnergyPro software. Mechanical and electrical calculations shall be combined under a single file.
- E. The consultant shall provide Technical Specifications for the entire project in coordination with the BOE (ALL disciplines). The Technical Specifications shall be prepared by an independent professional specification writer and written in Microsoft Word in CSI Format. The BOE will provide a sample format of the Technical Specifications for reference. The electronic files of the Technical Specifications in Microsoft Word shall be made available to the BOE upon request during any phase of the design and for final assembly of bid/construction documents.
- F. The consultant shall provide cost estimates for the project at specified project intervals. The cost estimates shall be prepared by an independent professional cost estimator.

- G. All work shall be in compliance with all the most current requirements of all applicable codes and regulations, including but not limited to the following:
  - City's Low Impact Development Ordinance (LID).
  - City's Standard Urban Stormwater Mitigation Plan (SUSMP).
  - City's Standard Specifications for Public works Construction ("Green Book").
  - City's Green Building Ordinance.
- H. The consultant shall attend periodic design coordination meetings with the BOE. The consultant shall attend as many meetings as are necessary to successfully complete the design for the site and the building.
- I. The consultant shall prepare and maintain project schedule for the entire project phases.
- J. The consultant shall determine the locations and requirements for all relevant utility sources and points of connection. The consultant shall provide electrical engineering design to ensure uninterrupted power supply to the rest of the building during construction, including the security system.
- K. The consultant shall assist the BOE during bid and award phase responding to bidders' Requests for Information (RFIs) and/or issue bid addenda where necessary at no extra charge.
- L. The consultant shall provide full Construction Administration for their related services during construction including but not limited to the following:
  - Attend minimum weekly job site meetings during construction.
  - Review and respond to Requests for Information (RFIs), Shop Drawings and Submittals in a timely manner.
- M. The consultant shall prepare Record Drawings for their related disciplines from the field as-built plans prepared by the Contractor after construction completion. The final Record Drawings shall be submitted to the BOE in both BIM/Autodesk Revit 2014 and Adobe PDF formats. All plan sheets shall be "bound" in their original digital format when submitted to the BOE.
- N. The overall goal is to secure environmental approvals as early as possible. The City will be handling the environmental work for the project. The consultant shall provide technical support services to assist the City's environmental officer.
- O. Prepare the necessary presentation documents to the Department of Cultural Affairs (DCA) and Public Art, including elevations, cross-sections and renderings of the cultural artwork and elevated sculptures. Consultant will participate in the selection of the Artist by the DCA for the Public Art aspect of the project.
- P. Assist and obtain the necessary parking variance approval for the Project with the Planning Department for the reduced parking requirements.
- Q. The BOE will provide survey and geotechnical reports for the project upon request by



the consultant. The BOE's Survey Division and Geotechnical Engineering Division shall produce these documents.

R. Quality Assurance / Quality Control (QA)/ (QC) and Constructability Review:

Consultant will develop a QA program to develop procedures and guidelines to assure an acceptable level of quality. A constructability review will be conducted to ensure the contract documents are buildable, biddable, and meet the anticipated construction estimate.

2. Project Phases:

The consultant shall complete the following tasks for each of project phases, but not limited to the related design and engineering work as described in the Scope of Services above.

A. Pre-Design Phase (PD):

1. Investigate site conditions and all as-built plans necessary for design programing, design concepts, and related civil, structural, mechanical, plumbing, and electrical engineering, etc.
2. Complete Design Programing and develop a Pre-Design Report.
3. The consultant shall provide conceptual architectural and engineering design services, such as architectural, civil, structural, mechanical, plumbing, electrical engineering, landscape designs, and other related support services, as needed until a Final Conceptual Design is approved. This Conceptual Design must be presented to the stakeholders for feedback before proceeding further with the Design.
4. Provide an outline Technical Specifications for the entire project in coordination with the BOE.
5. Present and obtain conceptual approval from the Department of Cultural Affairs/Cultural Affairs Commission.
6. Provide a rough order of magnitude construction cost estimate for the entire project based on the Final Conceptual Design.

B. Schematic Design Phase (SD):

1. Provide Schematic Design, including civil, structural, mechanical, plumbing, electrical engineering, landscape, and other related support services. Develop Schematic Design as needed until an acceptable design is accepted by the BOE.
2. Attend meetings as necessary with the BOE until the final Schematic Design is approved.
3. Perform investigation work including but not limited to site conditions, review of as-built plans, etc. as necessary to determine the requirements for Schematic Design.
4. Meet with the LAFD, LADBS, BOS, BSL, Planning Dept. and other agencies having jurisdiction for preliminary plan check.
5. Coordinate with the DWP and other utility companies to obtain service commitment and identify points of connection for all applicable utility services.

6. Provide drawings and documents necessary to obtain Schematic Design approval from the BOE, CAD, and the Council District Office.
7. Present and obtain approval from Department of Cultural Affairs/Cultural Affairs Commission.
8. Provide a Class "C" construction cost estimate for the entire project.
9. Provide outline Technical Specifications for the entire project in coordination with the BOE.

C. Design Development Phase (DD):

1. Drawings shall illustrate the project in greater detail than the Schematic Design. The Design Development drawings shall be based on the approved Schematic Design drawings and shall incorporate all required engineering disciplines sufficiently demonstrating the project Scope of Work
2. Provide Technical Specifications for the entire project, indicating construction methods and materials used, including sizes and quantities of proposed major electrical, security, phone, data, wireless, and fire/life safety systems.
3. Present the Design Development plans to the BOE, RAP, Council District office, and the community until the Design Development plans are approved.
4. Meet with the LAFD, LADBS, BSS, DWP, and other agencies having jurisdiction for preliminary plan check for compliance with code requirements and incorporate pertinent aspects as appropriate.
5. Provide a Class "B" construction cost estimate for the entire project.

D. Construction Document Phase (CD):

1. Provide Construction Documents in accordance with the approved Design Development phase plans except for any modifications authorized in writing or identified during as a result of Value Engineering session(s) and approved by the BOE.
2. Submit the Construction Documents at fifty percent (50%) and ninety percent (90%) completion to the BOE for review and approval.
3. Present the 90% Construction Documents.
4. Submit the ninety percent (90%) Construction Documents to all agencies having jurisdiction, including but not limited to LAFD, LADBS, DWP, and BOS for plan check and obtain "Ready to Issue" permits.
5. Attend meetings as necessary with the BOE and other agencies having jurisdiction until the final Construction Documents are approved by the BOE.
6. Submit Class "A" construction cost estimate for the project at ninety percent (90%) completion.
7. Provide final Construction Documents including Technical Specifications and drawings ready to be issued for bid.
8. The consultant shall participate in pre-bid job walk.

E. Bid and Award Phase (B&A):

The consultant shall assist the BOE to respond to bidders' RFIs and prepare clarifications and/or additional bid documents for issuance of bid addendums where necessary.

F. Construction Phase (CON):

1. Attend the pre-construction meeting.
2. Attend weekly job site construction meetings for related work to ascertain progress and compliance of the project for regulatory requirements per instruction above.
3. Review and comment on shop drawings and submittals for related work in a timely manner.
4. Review and respond to RFIs for related work in a timely manner.
5. Review contractor proposed product substitutions in a timely manner.
6. Review the contractor's schedule, advise on potential impacts to the schedule as a result of proposed construction change orders.
7. Attend field observation/construction meetings as necessary to resolve design-related construction problems in a timely manner.
8. Provide interpretation of related construction documents and issue clarification drawings as required.
9. Assist with preparation of construction's preliminary change order estimates.
10. Participate in pre-final and final inspections.
11. Provide structural observation as necessary to comply with LADBS.
12. Attend project commissioning session(s).

G. Post-Construction Phase (POST):

Incorporate as-built information contractor's As-Built drawings to the final Record Drawings for related disciplines after construction completion, indicating all field changes made during construction based on the information provided by the Contractor, including but not be limited to, change orders, clarifications, bulletins, supplemental instructions, addenda, RFIs etc. Each drawing sheet shall be prominently marked "AS-BUILT" and dated.

## **PROJECT SCHEDULE**

The following timeline and milestones are to be used for the developing the fee proposal and services breakdown:

| Task                  | Duration  | Completion Dates |
|-----------------------|-----------|------------------|
| TOS Response Due Date |           | March 5, 2020    |
| TOS Award/NTP         | 1 month   |                  |
| Design Phase          | 12 months |                  |
| Bid & Award Phase     | 6 months  |                  |
| Construction          | 16 months |                  |
| Post Construction     | 6 months  |                  |

The consultant shall submit a schedule for the proposed work. The schedule may be a bar chart.

## **FEE PROPOSALS**

Please submit your fee proposal for each of the project components noted below and itemize your fees accordingly. In addition, your fee quotation is required to be itemized per project phases; pre-design, schematic design, design development, construction document, bid and award, construction, and post construction. The Task Order Solicitation is not an authorization to start work. A Notice to Proceed (NTP) will be issued to authorize work start when your firm has been selected and your fee proposal has been accepted. In addition, an Authorization to Proceed (ATP) will be issued to your firm for each of the subsequent project phases before you may proceed with the work.

Complete and submit the below matrices:

| N<br>O                 | DESCRIPTION            | FIRM | PD | SD |  | DD | CD | B&A | CON | POST | FEES | BIP |
|------------------------|------------------------|------|----|----|--|----|----|-----|-----|------|------|-----|
| 1                      | Prime (Architect)      |      |    |    |  |    |    |     |     |      |      |     |
| 2                      | Structural Engineering |      |    |    |  |    |    |     |     |      |      |     |
| 3                      | Civil Engineering      |      |    |    |  |    |    |     |     |      |      |     |
| 4                      | Landscape Architect    |      |    |    |  |    |    |     |     |      |      |     |
| 5                      | Mechanical Engineering |      |    |    |  |    |    |     |     |      |      |     |
| 6                      | Electrical Engineering |      |    |    |  |    |    |     |     |      |      |     |
| 7                      | Plumbing Engineering   |      |    |    |  |    |    |     |     |      |      |     |
| 8                      | Specifications         |      |    |    |  |    |    |     |     |      |      |     |
| 9                      | Cost Estimating        |      |    |    |  |    |    |     |     |      |      |     |
| 10                     | Historic Consultant    |      |    |    |  |    |    |     |     |      |      |     |
| 11                     | Const. Administration  |      |    |    |  |    |    |     |     |      |      |     |
| 12                     | Reimbursable           |      |    |    |  |    |    |     |     |      |      |     |
| TOTAL PROPOSAL AMOUNT: |                        |      |    |    |  |    |    |     |     |      |      |     |

## **SUBMISSION AND FEE PROPOSAL**

Submit three (3) identical hard copies of your proposal with an electronic version (email, CD or flash drive) in Adobe PDF format.

The requested fee proposal shall be prepared in accordance with the terms and conditions of your executed Services Agreement. In the event that the prime consultant is including in fee proposal subconsultants not previously included in the prime consultant's Schedule A list of proposed subconsultants, the prime consultant shall first conduct outreach according to the Contract's Business Inclusion Program Article 17. Documentation supporting consultant's outreach efforts to potential subconsultants and evaluation of selected subconsultants must be included as an attachment with the fee proposal. After reviewing the documentation, the BOE staff may approve these sub-consultants as additions to the prime consultant's Schedule A list of proposed sub-consultants per Contract's Article 9 Subconsultant Approval.

Submit the names and resumes of your proposed sub-consultants including Schedule B – Task Work Order List of Subconsultants for all proposed subconsultants.

The fee proposal should outline the costs for each service, as well as an estimated cost for reimbursable expenses. Please note that the City shall pay for all the plan check and permit fees. However, the consultant may be asked to pay for related plan check fees and submit invoices for reimbursement.

### **NON-COLLUSION AFFIDAVIT**

The attached Non-Collusion Affidavit must be signed and submitted with your proposal.

### **COMPENSATION SCHEDULE AND PAYMENT MILESTONES**

The consultant shall be compensated based on the satisfactory completion of each of the project milestones indicated below. A final payment schedule will be issued to the selected consultant based on the final approved fee proposal.

Consultant Payment Schedule:

1. 100% completion of Pre-Design/Conceptual Phase
2. 100% completion of Schematic Design Phase
3. 100% completion of Design Development phase
4. 50% completion of Construction Document phase
5. 90% completion of Construction Document phase
6. 100% completion of Construction Document phase (Permits "Ready to Issue")
7. 25% completion of Construction phase
8. 50% completion of Construction phase
9. 75% completion of Construction phase
10. 100% completion of Construction phase
11. 100% completion of As-Built Documents

### **SELECTION CRITERIA**

Proposals shall be evaluated according to the following criteria:

- Demonstrated ability to deliver the design within the approved construction budget as supported by similar completed projects within the last 5 years (25%)
- Ability of the team to complete the project design according to the schedule (20%)
- Demonstrated experience with the local community (20%)
- Value of Services based on the Fee proposal. (25%)
- Continuous compliance with the Business Inclusion Program per Contract Article 17 of your contract. The set anticipated participation levels are 18% MBE, 4% WBE, 25% SBE, 8% EBE and 3% DVBE. (10%)

## **CONTACT INFORMATION**

All questions, written notices and submission of your fee proposal shall be directed to:

Attention: Ejike Mbaruguru, P.E. Project Manager  
Steven Fierce, Principal Architect, AIA  
Bureau of Engineering, Architectural Division  
1149 South Broadway, Suite 830  
Los Angeles, CA 90015  
Tel: (213) 847-4709  
Email: ejike.mbaruguru@lacity.org

A pre-proposal Meeting and Jobsite Walk are scheduled for **Tuesday February 6, 2020 at 10:00 am** at the Old Washington Irving Library, located at 1803 S. Arlington Avenue, Los Angeles, CA 90019.

Your fee proposal must be received by our office no later than **2:00 pm on Thursday March 5, 2020**. The City reserves the right to award some or all parts of the proposal. In addition, the City reserves the right to reject any and all proposals.

We look forward to your participation and receiving your proposal.

Sincerely,



Steven Fierce, Principal Architect, AIA  
Architectural Division

SF/BL/EM:bh

Attachments:

1. Non-Collusion Affidavit Form and Schedule B
2. As-Built Plans,
3. Conceptual Plan
4. Proposed Vision and room accommodations
5. Field Investigation Reports:
  - a.) Lead-Based Paint Survey (July 2019)
  - b.) Asbestos Survey (August 2019)
  - c.) Universal Waste (July 2019)
  - d.) Archeological Survey (August 2019)
  - e.) Historical Property Survey (August 2019)

cc: Central File  
CAO – Kay Ha;  
CD10- Andrew Westall  
CLA - Oscar Ixco;  
DCA –Leslie Thomas, Amtis Motevalli ;  
BOE – Bill Lee, Ejike Mbaruguru,